

**CEN**

**CWA 16926-65**

**WORKSHOP**

February 2020

**AGREEMENT**

---

ICS 35.240.15; 35.240.40; 35.200

English version

**Extensions for Financial Services (XFS) interface  
specification - Release 3.40 - Part 65: PIN Device Class  
Interface - Migration from version 3.30 (CWA 16926) to  
Version 3.40 (this CWA) - Programmer's Reference**

This CEN Workshop Agreement has been drafted and approved by a Workshop of representatives of interested parties, the constitution of which is indicated in the foreword of this Workshop Agreement.

The formal process followed by the Workshop in the development of this Workshop Agreement has been endorsed by the National Members of CEN but neither the National Members of CEN nor the CEN-CENELEC Management Centre can be held accountable for the technical content of this CEN Workshop Agreement or possible conflicts with standards or legislation.

This CEN Workshop Agreement can in no way be held as being an official standard developed by CEN and its Members.

This CEN Workshop Agreement is publicly available as a reference document from the CEN Members National Standard Bodies.

CEN members are the national standards bodies of Austria, Belgium, Bulgaria, Croatia, Cyprus, Czech Republic, Denmark, Estonia, Finland, France, Germany, Greece, Hungary, Iceland, Ireland, Italy, Latvia, Lithuania, Luxembourg, Malta, Netherlands, Norway, Poland, Portugal, Republic of North Macedonia, Romania, Serbia, Slovakia, Slovenia, Spain, Sweden, Switzerland, Turkey and United Kingdom.



EUROPEAN COMMITTEE FOR STANDARDIZATION  
COMITÉ EUROPÉEN DE NORMALISATION  
EUROPÄISCHES KOMITEE FÜR NORMUNG

**CEN-CENELEC Management Centre: Rue de la Science 23, B-1040 Brussels**

---

© 2020 CEN All rights of exploitation in any form and by any means reserved worldwide for CEN national Members.

Ref. No.:CWA 16926-65:2020 E

# Table of Contents

---

European Foreword.....	6
<b>1. Migration Information.....</b>	<b>10</b>
<b>2. PIN Keypad.....</b>	<b>11</b>
2.1 Encrypting Touch Screen (ETS).....	13
<b>3. References .....</b>	<b>16</b>
<b>4. Info Commands .....</b>	<b>18</b>
4.1 WFS_INF_PIN_STATUS.....	18
4.2 WFS_INF_PIN_CAPABILITIES .....	22
4.3 WFS_INF_PIN_KEY_DETAIL.....	42
4.4 WFS_INF_PIN_FUNCKEY_DETAIL.....	44
4.5 WFS_INF_PIN_HSM_TDATA.....	47
4.6 WFS_INF_PIN_KEY_DETAIL_EX.....	48
4.7 WFS_INF_PIN_SECUREKEY_DETAIL.....	51
4.8 WFS_INF_PIN_QUERY_LOGICAL_HSM_DETAIL .....	55
4.9 WFS_INF_PIN_QUERY_PCIPTS_DEVICE_ID .....	56
4.10 WFS_INF_PIN_GET_LAYOUT.....	57
4.11 WFS_INF_PIN_KEY_DETAIL_340.....	61
<b>5. Execute Commands .....</b>	<b>63</b>
<b>5.1 Normal PIN Commands .....</b>	<b>63</b>
5.1.1 WFS_CMD_PIN_CRYPT .....	63
5.1.2 WFS_CMD_PIN_IMPORT_KEY .....	66
5.1.3 WFS_CMD_PIN_DERIVE_KEY .....	69
5.1.4 WFS_CMD_PIN_GET_PIN.....	71
5.1.5 WFS_CMD_PIN_LOCAL_DES .....	74
5.1.6 WFS_CMD_PIN_CREATE_OFFSET .....	76
5.1.7 WFS_CMD_PIN_LOCAL_EUROCHEQUE.....	78
5.1.8 WFS_CMD_PIN_LOCAL_VISA.....	80
5.1.9 WFS_CMD_PIN_PRESENT_IDC.....	82
5.1.10 WFS_CMD_PIN_GET_PINBLOCK .....	84
5.1.11 WFS_CMD_PIN_GET_DATA .....	86
5.1.12 WFS_CMD_PIN_INITIALIZATION .....	89
5.1.13 WFS_CMD_PIN_LOCAL_BANKSYS .....	91
5.1.14 WFS_CMD_PIN_BANKSYS_IO .....	92
5.1.15 WFS_CMD_PIN_RESET.....	93
5.1.16 WFS_CMD_PIN_HSM_SET_TDATA.....	94
5.1.17 WFS_CMD_PIN_SECURE_MSG_SEND.....	96
5.1.18 WFS_CMD_PIN_SECURE_MSG_RECEIVE .....	98
5.1.19 WFS_CMD_PIN_GET_JOURNAL .....	100
5.1.20 WFS_CMD_PIN_IMPORT_KEY_EX.....	101
5.1.21 WFS_CMD_PIN_ENC_IO.....	104
5.1.22 WFS_CMD_PIN_HSM_INIT.....	106
5.1.23 WFS_CMD_PIN_SECUREKEY_ENTRY .....	107
5.1.24 WFS_CMD_PIN_GENERATE_KCV .....	110
5.1.25 WFS_CMD_PIN_SET_GUIDANCE_LIGHT .....	111
5.1.26 WFS_CMD_PIN_MAINTAIN_PIN.....	113

5.1.27	WFS_CMD_PIN_KEYPRESS_BEEP .....	114
5.1.28	WFS_CMD_PIN_SET_PINBLOCK_DATA .....	115
5.1.29	WFS_CMD_PIN_SET_LOGICAL_HSM .....	116
5.1.30	WFS_CMD_PIN_IMPORT_KEYBLOCK .....	118
5.1.31	WFS_CMD_PIN_POWER_SAVE_CONTROL .....	119
5.1.32	WFS_CMD_PIN_DEFINE_LAYOUT .....	120
5.1.33	WFS_CMD_PIN_START_AUTHENTICATE .....	121
5.1.34	WFS_CMD_PIN_AUTHENTICATE .....	123
5.1.35	WFS_CMD_PIN_GET_PINBLOCK_EX .....	126
5.1.36	WFS_CMD_PIN_SYNCHRONIZE_COMMAND .....	128
5.1.37	WFS_CMD_PIN_CRYPT_340 .....	129
5.1.38	WFS_CMD_PIN_GET_PINBLOCK_340 .....	133
5.1.39	WFS_CMD_PIN_IMPORT_KEY_340 .....	135
<b>5.2</b>	<b>Common commands for Remote Key Loading Schemes .....</b>	<b>138</b>
5.2.1	WFS_CMD_PIN_START_KEY_EXCHANGE .....	138
<b>5.3</b>	<b>Remote Key Loading Using Signatures .....</b>	<b>139</b>
5.3.1	WFS_CMD_PIN_IMPORT_RSA_PUBLIC_KEY .....	139
5.3.2	WFS_CMD_PIN_EXPORT_RSA_ISSUER_SIGNED_ITEM .....	142
5.3.3	WFS_CMD_PIN_IMPORT_RSA_SIGNED_DES_KEY .....	144
5.3.4	WFS_CMD_PIN_GENERATE_RSA_KEY_PAIR .....	147
5.3.5	WFS_CMD_PIN_EXPORT_RSA_EPP_SIGNED_ITEM .....	149
<b>5.4</b>	<b>Remote Key Loading with Certificates .....</b>	<b>151</b>
5.4.1	WFS_CMD_PIN_LOAD_CERTIFICATE .....	151
5.4.2	WFS_CMD_PIN_GET_CERTIFICATE .....	152
5.4.3	WFS_CMD_PIN_REPLACE_CERTIFICATE .....	153
5.4.4	WFS_CMD_PIN_IMPORT_RSA_ENCIPHERED_PKCS7_KEY .....	154
5.4.5	WFS_CMD_PIN_LOAD_CERTIFICATE_EX .....	156
5.4.6	WFS_CMD_PIN_IMPORT_RSA_ENCIPHERED_PKCS7_KEY_EX .....	158
<b>5.5</b>	<b>EMV .....</b>	<b>162</b>
5.5.1	WFS_CMD_PIN_EMV_IMPORT_PUBLIC_KEY .....	162
5.5.2	WFS_CMD_PIN_DIGEST .....	165
<b>6.</b>	<b>Events .....</b>	<b>166</b>
6.1	WFS_EXEE_PIN_KEY .....	166
6.2	WFS_SRVE_PIN_INITIALIZED .....	167
6.3	WFS_SRVE_PIN_ILLEGAL_KEY_ACCESS .....	168
6.4	WFS_SRVE_PIN_OPT_REQUIRED .....	169
6.5	WFS_SRVE_PIN_CERTIFICATE_CHANGE .....	170
6.6	WFS_SRVE_PIN_HSM_TDATA_CHANGED .....	171
6.7	WFS_SRVE_PIN_HSM_CHANGED .....	172
6.8	WFS_EXEE_PIN_ENTERDATA .....	173
6.9	WFS_SRVE_PIN_DEVICEPOSITION .....	174
6.10	WFS_SRVE_PIN_POWER_SAVE_CHANGE .....	175
6.11	WFS_EXEE_PIN_LAYOUT .....	176
6.12	WFS_EXEE_PIN_DUKPT_KSN .....	177
<b>7.</b>	<b>C - Header File .....</b>	<b>177</b>
<b>8.</b>	<b>Appendix-A .....</b>	<b>200</b>
8.1	Remote Key Loading Using Signatures .....	201
8.1.1	RSA Data Authentication and Digital Signatures .....	201
8.1.2	RSA Secure Key Exchange using Digital Signatures .....	202

8.1.3	Initialization Phase – Signature Issuer and ATM PIN .....	204
8.1.4	Initialization Phase – Signature Issuer and Host .....	205
8.1.5	Key Exchange – Host and ATM PIN .....	206
8.1.6	Key Exchange (with random number) – Host and ATM PIN .....	207
8.1.7	Enhanced RKL, Key Exchange (with random number) – Host and ATM PIN .....	208
8.1.8	Default Keys and Security Item loaded during manufacture.....	209
<b>8.2</b>	<b>Remote Key Loading Using Certificates .....</b>	<b>210</b>
8.2.1	Certificate Exchange and Authentication .....	210
8.2.2	Remote Key Exchange .....	211
8.2.3	Replace Certificate .....	212
8.2.4	Primary and Secondary Certificates .....	213
8.2.5	TR34 BIND To Host .....	214
8.2.6	TR34 Key Transport.....	215
8.2.7	TR34 REBIND To New Host .....	217
8.2.8	TR34 Force REBIND To New Host .....	218
8.2.9	TR34 UNBIND From Host .....	219
8.2.10	TR34 Force UNBIND From Host .....	220
<b>8.3</b>	<b>German ZKA GeldKarte (Deutsche Kreditwirtschaft).....</b>	<b>221</b>
8.3.1	How to use the SECURE_MSG commands.....	221
8.3.2	Protocol WFS_PIN_PROTISOAS .....	222
8.3.3	Protocol WFS_PIN_PROTISOLZ .....	223
8.3.4	Protocol WFS_PIN_PROTISOPS .....	224
8.3.5	Protocol WFS_PIN_PROTCHIPZKA .....	225
8.3.6	Protocol WFS_PIN_PROTRAWDATA .....	226
8.3.7	Protocol WFS_PIN_PROTPBM .....	227
8.3.8	Protocol WFS_PIN_PROTHSMLDI .....	228
8.3.9	Protocol WFS_PIN_PROTGENAS .....	229
8.3.10	Protocol WFS_PIN_PROTCHIPINCHG.....	233
8.3.11	Protocol WFS_PIN_PROTPINCOMP.....	234
8.3.12	Protocol WFS_PIN_PROTISOPINCHG .....	236
8.3.13	Command Sequence.....	237
<b>8.4</b>	<b>EMV Support.....</b>	<b>244</b>
8.4.1	Keys loading.....	244
8.4.2	PIN Block Management.....	246
8.4.3	SHA-1 Digest.....	247
<b>8.5</b>	<b>French Cartes Bancaires.....</b>	<b>248</b>
8.5.1	Data Structure for WFS_CMD_PIN_ENC_IO .....	248
8.5.2	Command Sequence.....	250
<b>8.6</b>	<b>Secure Key Entry .....</b>	<b>252</b>
8.6.1	Keyboard Layout.....	252
8.6.2	Command Usage .....	256
<b>8.7</b>	<b>WFS_PIN_USERRESTRICTEDKEYENCKEY key usage.....</b>	<b>257</b>
8.7.1	Command Usage .....	257
<b>8.8</b>	<b>WFS_CMD_PIN_IMPORT_KEY_340 command Input/Output Parameters.....</b>	<b>260</b>
8.8.1	Importing a 3DES 16-byte terminal master key using signature-based remote key loading (SRKL):	261
8.8.2	Importing a 16-byte DES key for PIN encryption with a key check value in the input .....	263
8.8.3	Importing a 16-byte DES key for MACing (MAC Algorithm 3).....	265
8.8.4	Importing a 2048-bit Host RSA public key.....	267
8.8.5	Importing a 24-byte DES symmetric data encryption key via TR-31 keyblock.....	269
<b>9.</b>	<b>Appendix-B (Country Specific WFS_CMD_PIN_ENC_IO protocols) .....</b>	<b>270</b>
<b>9.1</b>	<b>Luxemburg Protocol.....</b>	<b>270</b>
9.1.1	WFS_CMD_ENC_IO_LUX_LOAD_APPKEY .....	272
9.1.2	WFS_CMD_ENC_IO_LUX_GENERATE_MAC .....	274
9.1.3	WFS_CMD_ENC_IO_LUX_CHECK_MAC .....	275
9.1.4	WFS_CMD_ENC_IO_LUX_BUILD_PINBLOCK .....	276
9.1.5	WFS_CMD_ENC_IO_LUX_DECRYPT_TDES .....	277

9.1.6	WFS_CMD_ENC_IO_LUX_ENCRYPT_TDES .....	278
9.1.7	Luxemburg-specific Header File .....	279
<b>9.2</b>	<b>China Protocol.....</b>	<b>281</b>
9.2.1	WFS_CMD_ENC_IO_CHN_DIGEST .....	284
9.2.2	WFS_CMD_ENC_IO_CHN_SET_SM2_PARAM .....	285
9.2.3	WFS_CMD_ENC_IO_CHN_IMPORT_SM2_PUBLIC_KEY .....	286
9.2.4	WFS_CMD_ENC_IO_CHN_SIGN.....	288
9.2.5	WFS_CMD_ENC_IO_CHN_VERIFY.....	290
9.2.6	WFS_CMD_ENC_IO_CHN_EXPORT_SM2_ISSUER_SIGNED_ITEM.....	291
9.2.7	WFS_CMD_ENC_IO_CHN_GENERATE_SM2_KEY_PAIR .....	293
9.2.8	WFS_CMD_ENC_IO_CHN_EXPORT_SM2_EPP_SIGNED_ITEM.....	294
9.2.9	WFS_CMD_ENC_IO_CHN_IMPORT_SM2_SIGNED_SM4_KEY .....	296
9.2.10	China-specific Header File.....	299
<b>10.</b>	<b>Appendix–C (Standardized <i>IpszExtra</i> fields).....</b>	<b>304</b>
10.1	WFS_INF_PIN_STATUS.....	304
10.2	WFS_INF_PIN_CAPABILITIES .....	305
<b>11.</b>	<b>Appendix–D (TR-31 Key Use) .....</b>	<b>308</b>
<b>12.</b>	<b>Appendix-E (DUKPT).....</b>	<b>310</b>
12.1	Default Key Name.....	310

## **European Foreword**

---

This CEN Workshop Agreement has been developed in accordance with the CEN-CENELEC Guide 29 “CEN/CENELEC Workshop Agreements – The way to rapid consensus” and with the relevant provisions of CEN/CENELEC Internal Regulations – Part 2. It was approved by a Workshop of representatives of interested parties on 2019-10-08, the constitution of which was supported by CEN following several public calls for participation, the first of which was made on 1998-06-24. However, this CEN Workshop Agreement does not necessarily include all relevant stakeholders.

The final text of this CEN Workshop Agreement was provided to CEN for publication on 2019-12-12.

The following organizations and individuals developed and approved this CEN Workshop Agreement:

- ATM Japan LTD
- AURIGA SPA
- BANK OF AMERICA
- CASHWAY TECHNOLOGY
- CHINAL ELECTRONIC FINANCIAL EQUIPMENT SYSTEM CO.
- CIMA SPA
- CLEAR2PAY SCOTLAND LIMITED
- DIEBOLD NIXDORF
- EASTERN COMMUNICATIONS CO. LTD – EASTCOM
- FINANZ INFORMATIK
- FUJITSU FRONTECH LIMITED
- FUJITSU TECHNOLOGY
- GLORY LTD
- GRG BANKING EQUIPMENT HK CO LTD
- HESS CASH SYSTEMS GMBH & CO. KG
- HITACHI OMRON TS CORP.
- HYOSUNG TNS INC
- JIANGSU GUOQUANG ELECTRONIC INFORMATION TECHNOLOGY
- KAL
- KEBA AG
- NCR FSG
- NEC CORPORATION
- OKI ELECTRIC INDUSTRY SHENZHEN

- OKI ELECTRONIC INDUSTRY CO
- PERTO S/A
- REINER GMBH & CO KG
- SALZBURGER BANKEN SOFTWARE
- SIGMA SPA
- TEB
- ZIJIN FULCRUM TECHNOLOGY CO

It is possible that some elements of this CEN/CWA may be subject to patent rights. The CEN-CENELEC policy on patent rights is set out in CEN-CENELEC Guide 8 “Guidelines for Implementation of the Common IPR Policy on Patents (and other statutory intellectual property rights based on inventions)”. CEN shall not be held responsible for identifying any or all such patent rights.

The Workshop participants have made every effort to ensure the reliability and accuracy of the technical and non-technical content of CWA 16926-65, but this does not guarantee, either explicitly or implicitly, its correctness. Users of CWA 16926-65 should be aware that neither the Workshop participants, nor CEN can be held liable for damages or losses of any kind whatsoever which may arise from its application. Users of CWA 16926-65 do so on their own responsibility and at their own risk.

The CWA is published as a multi-part document, consisting of:

Part 1: Application Programming Interface (API) - Service Provider Interface (SPI) - Programmer's Reference

Part 2: Service Classes Definition - Programmer's Reference

Part 3: Printer and Scanning Device Class Interface - Programmer's Reference

Part 4: Identification Card Device Class Interface - Programmer's Reference

Part 5: Cash Dispenser Device Class Interface - Programmer's Reference

Part 6: PIN Keypad Device Class Interface - Programmer's Reference

Part 7: Check Reader/Scanner Device Class Interface - Programmer's Reference

Part 8: Depository Device Class Interface - Programmer's Reference

Part 9: Text Terminal Unit Device Class Interface - Programmer's Reference

Part 10: Sensors and Indicators Unit Device Class Interface - Programmer's Reference

Part 11: Vendor Dependent Mode Device Class Interface - Programmer's Reference

Part 12: Camera Device Class Interface - Programmer's Reference

Part 13: Alarm Device Class Interface - Programmer's Reference

Part 14: Card Embossing Unit Device Class Interface - Programmer's Reference

Part 15: Cash-In Module Device Class Interface - Programmer's Reference

Part 16: Card Dispenser Device Class Interface - Programmer's Reference

Part 17: Barcode Reader Device Class Interface - Programmer's Reference

Part 18: Item Processing Module Device Class Interface - Programmer's Reference

Part 19: Biometrics Device Class Interface - Programmer's Reference

Parts 20 - 28: Reserved for future use.

Parts 29 through 47 constitute an optional addendum to this CWA. They define the integration between the SNMP standard and the set of status and statistical information exported by the Service Providers.

## **CWA 16926-65:2020 (E)**

Part 29: XFS MIB Architecture and SNMP Extensions - Programmer's Reference

Part 30: XFS MIB Device Specific Definitions - Printer Device Class

Part 31: XFS MIB Device Specific Definitions - Identification Card Device Class

Part 32: XFS MIB Device Specific Definitions - Cash Dispenser Device Class

Part 33: XFS MIB Device Specific Definitions - PIN Keypad Device Class

Part 34: XFS MIB Device Specific Definitions - Check Reader/Scanner Device Class

Part 35: XFS MIB Device Specific Definitions - Depository Device Class

Part 36: XFS MIB Device Specific Definitions - Text Terminal Unit Device Class

Part 37: XFS MIB Device Specific Definitions - Sensors and Indicators Unit Device Class

Part 38: XFS MIB Device Specific Definitions - Camera Device Class

Part 39: XFS MIB Device Specific Definitions - Alarm Device Class

Part 40: XFS MIB Device Specific Definitions - Card Embossing Unit Class

Part 41: XFS MIB Device Specific Definitions - Cash-In Module Device Class

Part 42: Reserved for future use.

Part 43: XFS MIB Device Specific Definitions - Vendor Dependent Mode Device Class

Part 44: XFS MIB Application Management

Part 45: XFS MIB Device Specific Definitions - Card Dispenser Device Class

Part 46: XFS MIB Device Specific Definitions - Barcode Reader Device Class

Part 47: XFS MIB Device Specific Definitions - Item Processing Module Device Class

Part 48: XFS MIB Device Specific Definitions - Biometrics Device Class

Parts 49 - 60 are reserved for future use.

Part 61: Application Programming Interface (API) - Migration from Version 3.30 (CWA 16926) to Version 3.40 (this CWA) - Service Provider Interface (SPI) - Programmer's Reference

Part 62: Printer and Scanning Device Class Interface - Migration from Version 3.30 (CWA 16926) to Version 3.40 (this CWA) - Programmer's Reference

Part 63: Identification Card Device Class Interface - Migration from Version 3.30 (CWA 16926) to Version 3.40 (this CWA) - Programmer's Reference

Part 64: Cash Dispenser Device Class Interface - Migration from Version 3.30 (CWA 16926) to Version 3.40 (this CWA) - Programmer's Reference

Part 65: PIN Keypad Device Class Interface - Migration from Version 3.30 (CWA 16926) to Version 3.40 (this CWA) - Programmer's Reference

Part 66: Check Reader/Scanner Device Class Interface - Migration from Version 3.30 (CWA 16926) to Version 3.40 (this CWA) - Programmer's Reference

Part 67: Depository Device Class Interface - Migration from Version 3.30 (CWA 16926) to Version 3.40 (this CWA) - Programmer's Reference

Part 68: Text Terminal Unit Device Class Interface - Migration from Version 3.30 (CWA 16926) to Version 3.40 (this CWA) - Programmer's Reference

Part 69: Sensors and Indicators Unit Device Class Interface - Migration from Version 3.30 (CWA 16926) to Version 3.40 (this CWA) - Programmer's Reference

Part 70: Vendor Dependent Mode Device Class Interface - Migration from Version 3.30 (CWA 16926) to Version 3.40 (this CWA) - Programmer's Reference

Part 71: Camera Device Class Interface - Migration from Version 3.30 (CWA 16926) to Version 3.40 (this CWA) - Programmer's Reference

Part 72: Alarm Device Class Interface - Migration from Version 3.30 (CWA 16926) to Version 3.40 (this CWA) - Programmer's Reference



Part 73: Card Embossing Unit Device Class Interface - Migration from Version 3.30 (CWA 16926) to Version 3.40 (this CWA) - Programmer's Reference

Part 74: Cash-In Module Device Class Interface - Migration from Version 3.30 (CWA 16926) to Version 3.40 (this CWA) - Programmer's Reference

Part 75: Card Dispenser Device Class Interface - Migration from Version 3.30 (CWA 16926) to Version 3.40 (this CWA) - Programmer's Reference

Part 76: Barcode Reader Device Class Interface - Migration from Version 3.30 (CWA 16926) to Version 3.40 (this CWA) - Programmer's Reference

Part 77: Item Processing Module Device Class Interface - Migration from Version 3.30 (CWA 16926) to Version 3.40 (this CWA) - Programmer's Reference

In addition to these Programmer's Reference specifications, the reader of this CWA is also referred to a complementary document, called Release Notes. The Release Notes contain clarifications and explanations on the CWA specifications, which are not requiring functional changes. The current version of the Release Notes is available online from: [https://www.cen.eu/work/Sectors/Digital\\_society/Pages/WSXFS.aspx](https://www.cen.eu/work/Sectors/Digital_society/Pages/WSXFS.aspx).

The information in this document represents the Workshop's current views on the issues discussed as of the date of publication. It is provided for informational purposes only and is subject to change without notice. CEN makes no warranty, express or implied, with respect to this document.

## 1. Migration Information

---

XFS 3.40 has been designed to minimize backwards compatibility issues. This document highlights the changes made to the PIN device class between version 3.30 and 3.40, by highlighting the additions and deletions to the text.

## 2. PIN Keypad

---

This section describes the application program interface for personal identification number keypads (PIN pads) and other encryption/decryption devices. This description includes definitions of the service-specific commands that can be issued, using the **WFSAsyncExecute**, **WFSExecute**, **WFSGetInfo** and **WFSAsyncGetInfo** functions.

This section describes the general interface for the following functions:

- Administration of encryption devices
- Loading of encryption keys
- Encryption / decryption
- Entering Personal Identification Numbers (PINs)
- PIN verification
- PIN block generation (encrypted PIN)
- Clear text data handling
- Function key handling
- PIN presentation to chipcard
- Read and write safety critical Terminal Data from/to HSM
- HSM and Chipcard Authentication
- EMV 4.0 PIN blocks, EMV 4.0 public key loading, static and dynamic data verification

If the PIN pad device has local display capability, display handling should be handled using the Text Terminal Unit (TTU) interface.

The adoption of this specification does not imply the adoption of a specific security standard.

Important Notes:

- This revision of this specification does not define all key management procedures; some key management is still vendor-specific.
- Key space management is customer-specific, and is therefore handled by vendor-specific mechanisms.
- Only numeric PIN pads are handled in this specification.

This specification also supports the Hardware Security Module (HSM), which is necessary for the German ZKA Electronic Purse transactions. Furthermore the HSM stores terminal specific data.

This data will be compared against the message data fields (Sent and Received ISO8583 messages) prior to HSM-MAC generation/verification. HSM-MACs are generated/verified only if the message fields match the data stored.

Keys used for cryptographic HSM functions are stored separate from other keys. This must be considered when importing keys.

This version of PIN pad complies to the current ZKA specification 3.0. It supports loading and unloading against card account for both card types (Type 0 and Type 1) of the ZKA electronic purse. It also covers the necessary functionality for 'Loading against other legal tender'.

Key values are passed to the API as binary hexadecimal values, for example:

0123456789ABCDEF = 0x01 0x23 0x45 0x67 0x89 0xAB 0xCD 0xEF

When hex values are passed to the API within strings, the hex digits 0xA to 0xF can be represented by characters in the ranges 'a' to 'f' or 'A' to 'F'.

The following commands and events were initially added to support the German ZKA standard, but may also be used for other national standards:

- WFS\_INF\_PIN\_HSM\_TDATA
- WFS\_CMD\_PIN\_HSM\_SET\_TDATA
- WFS\_CMD\_PIN\_SECURE\_MSG\_SEND

## **CWA 16926-65:2020 (E)**

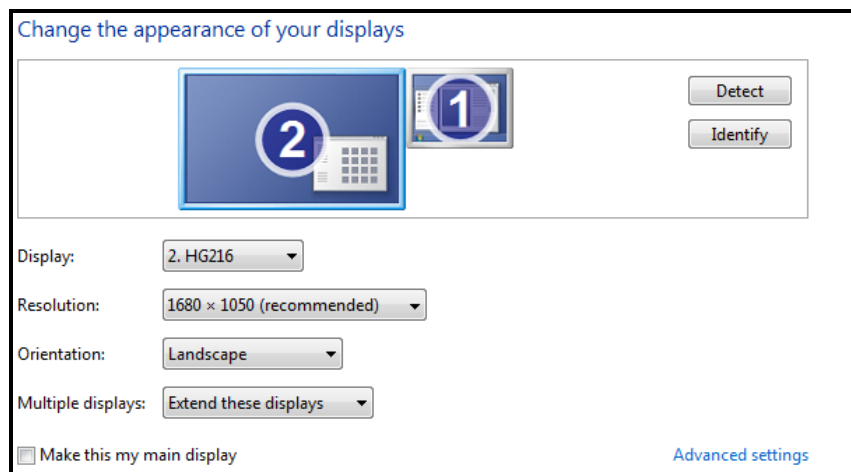
- WFS\_CMD\_PIN\_SECURE\_MSG\_RECEIVE
- WFS\_CMD\_PIN\_GET\_JOURNAL
- WFS\_SRVE\_PIN\_OPT\_REQUIRED
- WFS\_CMD\_PIN\_HSM\_INIT
- WFS\_SRVE\_PIN\_HSM\_TDATA\_CHANGED

Certain levels of the PCI EPP security standards specify that if a key encryption key is deleted or replaced, then all keys in the hierarchy under that key encryption key are also removed. Key encryption keys have the WFS\_PIN\_USEKEYENCKEY type of access. Applications can check impact of key deletion using WFS\_INF\_PIN\_KEY\_DETAIL or WFS\_INF\_PIN\_KEY\_DETAIL\_EX.

## 2.1 Encrypting Touch Screen (ETS)

An encrypting touch screen device is a touch screen securely attached to a cryptographic device. It can be used as an alternative to an encrypting pin pad (EPP). It supports key management, encryption and decryption.

It is assumed that the ETS is a combined device. It overlays a display monitor which is used to display lead-through for a transaction. It is assumed that the display monitor is part of the Windows desktop, and can be the Windows primary monitor or any other monitor on the desktop. E.g. the following diagram shows 2 monitors extended across the desktop, with monitor 1 being the primary monitor and the ETS being overlaid on monitor 2 whose origin is (-1680,0).



The touch screen can optionally be used as a “mouse” for application purposes, while XFS PIN operations are not in progress or optionally when non-secure XFS PIN commands are in progress.

The CEN interface supports two types of ETS

- Those which activate touch areas defined by the application.
- Those which activate a random variation of touch areas defined by the application.

The Service Provider, when reporting its capabilities, reports the absolute position of the ETS in Windows desktop coordinates. This allows the application to locate the ETS device in a multi-monitor system and relate it to a monitor on the desktop.

At any point in time, a single touch area of the ETS can operate in one of 4 modes:-

- **Mouse mode** - a “touch” simulates a mouse click. This mode is optional. This may not be supported by some ETS devices. Configuration of the click is vendor specific. e.g. WM\_LBUTTONDOWN. This is also the mode that, if supported, is active when none of the other modes are active.
- **XFS Data mode** - a “touch” maps to an XFS key and the value of the key is returned in an event (as in clear numeric entry using WFS\_CMD\_PIN\_GET\_DATA).
- **XFS PIN mode** - a “touch” maps to an XFS key and the value of the key is returned in an event only if the key pressed is not WFS\_PIN\_FK\_0 through WFS\_PIN\_FK\_9 (as in PIN entry using WFS\_CMD\_PIN\_GET\_PIN).
- **XFS Secure mode** - a “touch” maps to an XFS key and the value of the key is returned in an event only if the key pressed is not WFS\_PIN\_FK\_0 through WFS\_PIN\_FK\_9 and not WFS\_PIN\_FK\_A through WFS\_PIN\_FK\_F (as in key entry using WFS\_CMD\_PIN\_SECUREKEY\_ENTRY).

The following concepts are introduced to define the relationship between the monitor and the ETS:-

- **Touch Key** – an area of the monitor which reacts to touch in XFS Data, PIN and Secure modes.
- **Touch Frame** – an area of the monitor onto which Touch Keys can be placed. There can be one or more Touch Frames. There may be just one Touch Frame which covers the whole monitor. Areas within a Touch Frame, not defined as a Touch Key, do not react to touch. Generally in XFS PIN and Secure modes, there would be only one Touch Frame covering the whole monitor. An empty Touch Frame disables that part of the monitor.

## CWA 16926-65:2020 (E)

- **Mouse area** – an area outside of all Touch Frames in which touches behave like a mouse
- Thus XFS Data, PIN and Secure modes operate in a single Touch Frame or multiple Touch Frames. Mouse mode operates outside a Touch Frame, and is optional.

Note that there is a perceived risk in separating the drawing functionality from the touch functionality, but this type of risk is present in today's keyboard based systems. e.g. An application can draw on a monitor to prompt the user to enter a PIN and then enables the EPP for clear data entry. So the risk is no different than with an EPP – the application has to be trusted.

Depending upon the type of device, the application must then either inform the Service Provider as to the active key positions in the form of Touch Frames and Touch Keys using the WFS\_CMD\_PIN\_DEFINE\_LAYOUT command, or obtain them from the Service Provider using the WFS\_INF\_PIN\_GET\_LAYOUT command. This collection is now referred to as a "Touch Keyboard definition".

The application then uses the normal PIN commands to enable the touch keyboard definition on the ETS device:

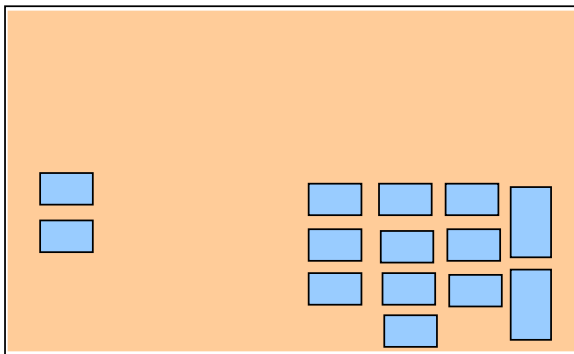
- PIN entry                    WFS\_CMD\_PIN\_GET\_PIN
- Clear data entry        WFS\_CMD\_PIN\_GET\_DATA
- Secure key entry        WFS\_CMD\_PIN\_SECUREKEY\_ENTRY

These commands are referred to as "keyboard entry commands" throughout the remainder of this document.

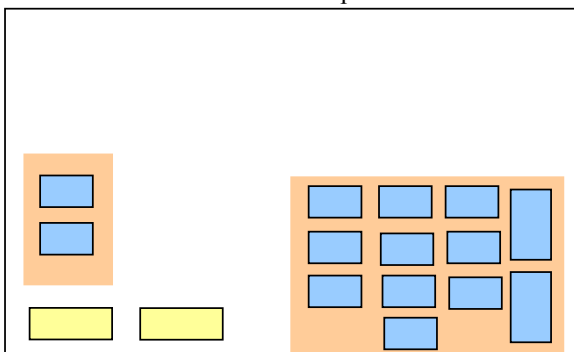
PCI compliance means that WFS\_CMD\_PIN\_GET\_PIN and WFS\_CMD\_PIN\_SECUREKEY\_ENTRY can only be used with a single Touch Frame that covers the entire monitor. i.e. Mouse mode cannot be mixed with either XFS PIN or Secure mode. If a Touch Key (or areas) is defined for an XFS key value and that key value is not subsequently specified as active in a WFS\_CMD\_PIN\_GET\_PIN, WFS\_CMD\_PIN\_GET\_DATA or WFS\_CMD\_PIN\_SECUREKEY\_ENTRY command, then the Touch Key is made inactive.

Layouts defined with the WFS\_CMD\_PIN\_DEFINE\_LAYOUT command are persistent.

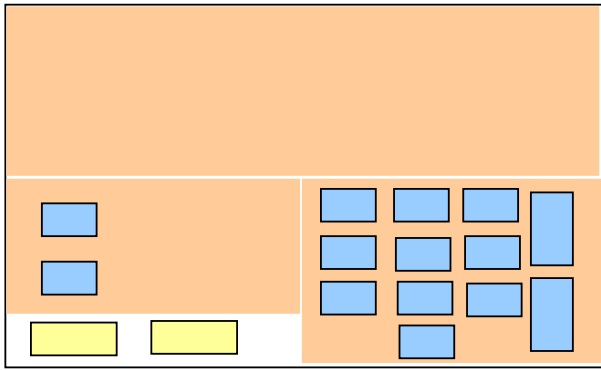
**Example 1** – this screen only uses XFS Data mode – the entire screen is a Touch Frame. Mouse mode is not used.



**Example 2** – this shows a monitor with two Touch Frames and 14 Touch Keys. The space within the Touch Frames not defined by a Touch Key are inactive (do not respond to touch). All areas outside a Touch Frame operate in Mouse mode. This example shows two Mouse mode "keys". e.g. Windows "Button", HTML "BUTTON" or a custom control. Other touches in Mouse mode are normally dealt with by the application event engine. However, this can be restricted – see example 3.



**Example 3** – this screen uses Mouse and XFS Data modes – Mouse mode is used only in a restricted area. The touch keyboard definition has 3 frames. Frame 1 has no Touch Keys. Frame 2 has 2 Touch Keys; Frame 3 has 12 Touch Keys.



### 3. References

1. XFS Application Programming Interface (API)/Service Provider Interface (SPI), Programmer's Reference Revision 3.4.0
2. RSA Laboratories, PKCS #7: <i>Cryptographic Message Syntax Standard</i> . Version 1.5, November 1993
3. SHA-1 Hash algorithm ANSI X9.30-2:1993, <i>Public Key Cryptography for Financial Services Industry Part 2</i>
4. EMVCo, EMV2000 Integrated Circuit Card Specification for Payment Systems, Book 2 – Security and Key Management, Version 4.0, December 2000
5. Europay International, EPI CA Module Technical – Interface specification Version 1.4
6. ZKA / Bank-Verlag, Köln, Schnittstellenspezifikation für die ec-Karte mit Chip, Online-Personalisierung von Terminal-HSMs, Version 3.0, 2. 4. 1998
7. ZKA / Bank-Verlag, Köln, Schnittstellenspezifikation für die ZKA-Chipkarte, Online-Vor-Initialisierung und Online-Anzeige einer Außerbetriebnahme von Terminal-HSMs, Version 1.0, 04.08.2000
8. 473x Programmers Reference Volume 1 - TP-820399-001A
9. 473x Programmers Reference Volume 2 - TP-820403-001A
10. 473x Programmers Reference Volume 3 - TP-820400-001A
11. 473x Programmers Reference Volume 4 - TP-820404-001A
12. 473x P-Model Programmers Reference - TP-820397-001A
13. 473x Log Reference Guide - TP-820398-001A
14. Diebold's Specification for support of Online Preinitialization and Personalization of Terminal HSMs (OPT) and support for the PAC/MAC standards for the 473x Protocol, Diebold USA, Revision 1.10, revised on May 2002
15. Groupement des Cartes Bancaires "CB", Description du format et du contenu des données cryptographiques échangées entre GAB et GDG, Version 1.3 / Octobre 2002
16. ITU-T Recommendation X.690 – ASN.1 encoding rules (also published as ISO/IEC International Standard 8825-1), 1997
17. German ZKA specification, published by: Bank-Verlag Koeln, Post Box 300191, 50771 Cologne, Germany; Tel: +49 221 5490-0; Fax: +49 221 5490-120
18. Banksys document "SCM DKH Manual Rel 2.x"
19. Diebold's and IBM's Specification for support of Online Preinitialization and Personalization of Terminal HSMs (OPT) and support for the PAC/MAC standards for the 473x Protocol, Diebold USA, Revision 1.8, revised on Jan-03-2001
20. ANSI X3.92, American National Standard for Data Encryption Algorithm (DEA), American National Standards Institute, 1983
21. ANSI X9.8-1995, Banking – Personal Identification Number Management and Security, Part 1 + 2, American National Standards Institute
22. ISO 9564-1, Banking – Personal Identification Number management and security, Part 1, First Edition 1991-12-15, International Organization for Standardization
23. ISO 9564-2, Banking – Personal Identification Number management and security, Part 2, First Edition 1991-12-15, International Organization for Standardization
24. IBM, Common Cryptographic Architecture: Cryptographic Application Programming Interface, SC40-1675-1, IBM Corp., Nov 1990
25. R.L: Rivest, A. Shamir, and L.M. Adleman, A Method for Obtaining Digital Signatures and Public-Key Cryptosystems, Communications of the ACM, v. 21, n.2, Feb 1978, pp. 120-126
26. Security for Computer Networks by Donald W. Davies & William L. Price, Second Edition, John Wiley & Sons, 1989
27. Regelwerk für das deutsche ec-Geldautomaten-System, Stand: 22. Nov. 1999
28. Bank-Verlag, Köln, Autorisierungszentrale GA/POS der privaten Banken, Spezifikation für GA-Betreiber, Version 3.12, 31. Mai 2000
29. dvg Hannover, Schnittstellenbeschreibung für Autorisierungsanfragen bei nationalen GA-Verfügungen unter Verwendung der Spur 3, Version 2.5, Stand: 15.03.2000
30. dvg Hannover, Schnittstellenbeschreibung für Autorisierungsanfragen bei internationalen Verfügungen unter Verwendung der Spur 2, Version 2.6, Stand: 30.03.2000
31. ZKA / Bank-Verlag, Köln, Schnittstellenspezifikation für die ec-Karte mit Chip, Geldkarte Ladeterminals, Version 3.0, 2. 4. 1998
32. ISO/IEC 9797-1: 1999
33. ISO 8731-2
34. ZKA / Bank-Verlag, Köln, Schnittstellenspezifikation für die ec-Karte mit Chip PIN-Änderungsfunktion, Version 3.0, 12.05.1999
35. ANS X9 TR-31 2018, Interoperable Secure Key Exchange Key Block Specification for Symmetric Algorithms



36. Oliself2 Specifiche Tecniche, PIN Block Detail for WFS PIN FORMAP
37. PCI Security Standards Council PCI PTS approval list <a href="https://www.pcisecuritystandards.org/approved_companies_providers/approved_pin_transaction_security.php">https://www.pcisecuritystandards.org/approved_companies_providers/approved_pin_transaction_security.php</a>
38. ISO 16609:2004 Financial Services – Requirements for message authentication using symmetric techniques
39. Australian Standard 2805.4 Electronic Funds Transfer – Requirements for Interface Part 4 – Message Authentication
40. ISO/IEC 10118-3:2004 Information technology – Security techniques – Hash-functions – Part 3: Dedicated hash-functions
41. FIPS 180-2 Secure Hash Signature Standard
42. ANS X9 TR-34 2012, Interoperable Method for Distribution of Symmetric Keys using Asymmetric Techniques: Part 1 – Using Factoring-Based Public Key Cryptography Unilateral Key Transport
43. Password industry standard of the People's Republic of China GM/T 0002-2012, GM/T 0003.1-2012, GM/T 0003.2-2012, GM/T 0003.3-2012, GM/T 0003.4-2012, GM/T 0003.5-2012, GM/T 0004-2012.
44. Financial industry standard of the People's Republic of China PBOC3.0 JR/T 0025.17-2013.
45. ANS X9.24-1:2009, Retail Financial Services Symmetric Key Management Part 1: Using Symmetric Techniques
46. ISO/IEC 18033-3:2010 Information technology -- Security techniques -- Encryption algorithms -- Part 3: Block ciphers
47. FIPS PUB 197: Advanced Encryption Standard (AES)
48. ISO/IEC 9564-1:2017 Financial services – Personal Identification Number (PIN) management and security – Part 1: Basic principles and requirements for PINs in card-based systems
49. NIST Special Publication 800-38A: Recommendation for Block Cipher Modes of Operation
50. NIST Special Publication 800-38E: Recommendation for Block Cipher Modes of Operation: the XTS-AES Mode for Confidentiality on Storage Devices
51. Deutsche Kreditwirtschaft AES specification published by: The German Banking Industry Committee (GBIC) : Contact: <a href="mailto:info@die-dk.de">info@die-dk.de</a>

## 4. Info Commands

---

### 4.1 WFS\_INF\_PIN\_STATUS

---

**Description** This command returns several kinds of status information.

**Input Param** None.

**Output Param** LPWFSPINSTATUS lpStatus;

```
typedef struct _wfs_pin_status
{
    WORD                fwDevice;
    WORD                fwEncStat;
    LPSTR               lpszExtra;
    DWORD               dwGuidLights[WFS_PIN_GUIDLIGHTS_SIZE];
    WORD                fwAutoBeepMode;
    DWORD               dwCertificateState;
    WORD                wDevicePosition;
    USHORT              usPowerSaveRecoveryTime;
    WORD                wAntiFraudModule;
} WFSPINSTATUS, *LPWFSPINSTATUS;
```

*fwDevice*

Specifies the state of the PIN pad device as one of the following flags:

Value	Meaning
WFS_PIN_DEVONLINE	The device is online (i.e. powered on and operable).
WFS_PIN_DEVOFFLINE	The device is offline (e.g. the operator has taken the device offline by turning a switch).
WFS_PIN_DEVPOWEROFF	The device is powered off or physically not connected.
WFS_PIN_DEVNODEVICE	There is no device intended to be there; e.g. this type of self service machine does not contain such a device or it is internally not configured.
WFS_PIN_DEVHWERROR	The device is inoperable due to a hardware error.
WFS_PIN_DEVUSERERROR	The device is present but a person is preventing proper device operation.
WFS_PIN_DEVBUSY	The device is busy and unable to process an execute command at this time.
WFS_PIN_DEVFRAUDATTEMPT	The device is present but is inoperable because it has detected a fraud attempt.
WFS_PIN_DEVPOTENTIALFRAUD	The device has detected a potential fraud attempt and is capable of remaining in service. In this case the application should make the decision as to whether to take the device offline.

*fwEncStat*

Specifies the state of the encryption module as one of the following flags:

Value	Meaning
WFS_PIN_ENCREADY	The encryption module is initialized and ready (at least one key is imported into the encryption module).
WFS_PIN_ENCNOTREADY	The encryption module is not available or not ready due to hardware error or communication error.
WFS_PIN_ENCNOTINITIALIZED	The encryption module is not initialized (no master key loaded).
WFS_PIN_ENCBUSY	The encryption module is busy (implies that the device is busy).

WFS_PIN_ENCUNDEFINED	The encryption module state is undefined.
WFS_PIN_ENCINITIALIZED	The encryption module is initialized and master key (where required) and any other initial keys are loaded; ready to import other keys.

*lpszExtra*

Specifies a list of vendor-specific, or any other extended, information. The information is returned as a series of “*key=value*” strings so that it is easily extendable by Service Providers. Each string will be null-terminated, the whole list terminated with an additional null character. An empty list may be indicated by either a NULL pointer or a pointer to two consecutive null characters.

A number of *lpszExtra* key value pairs have been standardized during previous releases of the PIN specification. These values have now been added to the main status structure but the standardized key value pairs in *lpszExtra* must still be supported by the Service Provider when the functionality is supported. Section 10 defines the standardized *lpszExtra* key value pairs.

*dwGuidLights [...]*

Specifies the state of the guidance light indicators. A number of guidance light types are defined below. Vendor specific guidance lights are defined starting from the end of the array. The maximum guidance light index is WFS\_PIN\_GUIDLIGHTS\_MAX.

Specifies the state of the guidance light indicator as

WFS\_PIN\_GUIDANCE\_NOT\_AVAILABLE, WFS\_PIN\_GUIDANCE\_OFF or a combination of the following flags consisting of one type B, optionally one type C and optionally one type D.

Value	Meaning	Type
WFS_PIN_GUIDANCE_NOT_AVAILABLE	The status is not available.	A
WFS_PIN_GUIDANCE_OFF	The light is turned off.	A
WFS_PIN_GUIDANCE_SLOW_FLASH	The light is blinking slowly.	B
WFS_PIN_GUIDANCE_MEDIUM_FLASH	The light is blinking medium frequency.	B
WFS_PIN_GUIDANCE_QUICK_FLASH	The light is blinking quickly.	B
WFS_PIN_GUIDANCE_CONTINUOUS	The light is turned on continuous (steady).	B
WFS_PIN_GUIDANCE_RED	The light is red.	C
WFS_PIN_GUIDANCE_GREEN	The light is green.	C
WFS_PIN_GUIDANCE_YELLOW	The light is yellow.	C
WFS_PIN_GUIDANCE_BLUE	The light is blue.	C
WFS_PIN_GUIDANCE_CYAN	The light is cyan.	C
WFS_PIN_GUIDANCE_MAGENTA	The light is magenta.	C
WFS_PIN_GUIDANCE_WHITE	The light is white.	C
WFS_PIN_GUIDANCE_ENTRY	The light is in the entry state.	D
WFS_PIN_GUIDANCE_EXIT	The light is in the exit state.	D

*dwGuidLights [WFS\_PIN\_GUIDANCE\_PINPAD]*

Specifies the state of the guidance light indicator on the PIN pad unit.

*fwAutoBeepMode*

Specifies whether automatic beep tone on key press is active or not. Active and in-active key beeping is reported independently. *fwAutoBeepMode* can take a combination of the following values, if the flag is not set auto beeping is not activated (or not supported) for that key type (i.e. active or in-active keys):

Value	Meaning
WFS_PIN_BEEP_ON_ACTIVE	An automatic tone will be generated for all active keys.
WFS_PIN_BEEP_ON_INACTIVE	An automatic tone will be generated for all in-active keys.

*dwCertificateState*

Specifies the state of the public verification or encryption key in the PIN certificate modules as one of the following flags:

Value	Meaning
WFS_PIN_CERT_UNKNOWN	The state of the certificate module is unknown or the device does not have this capability.
WFS_PIN_CERT_PRIMARY	All pre-loaded certificates have been loaded and that primary verification certificates will be accepted for the commands WFS_CMD_PIN_LOAD_CERTIFICATE or WFS_CMD_PIN_REPLACE_CERTIFICATE.
WFS_PIN_CERT_SECONDARY	Primary verification certificates will not be accepted and only secondary verification certificates will be accepted. If primary certificates have been compromised (which the certificate authority or the host detects), then secondary certificates should be used in any transaction. This is done by calling the WFS_CMD_PIN_LOAD_CERTIFICATE command or the WFS_CMD_PIN_REPLACE_CERTIFICATE.
WFS_PIN_CERT_NOTREADY	The certificate module is not ready. (The device is powered off or physically not present).

*wDevicePosition*

Specifies the device position. The device position value is independent of the *fwDevice* value, e.g. when the device position is reported as WFS\_PIN\_DEVICENOTINPOSITION, *fwDevice* can have any of the values defined above (including WFS\_PIN\_DEVONLINE or WFS\_PIN\_DEVOFFLINE). This value is one of the following values:

Value	Meaning
WFS_PIN_DEVICEINPOSITION	The device is in its normal operating position, or is fixed in place and cannot be moved.
WFS_PIN_DEVICENOTINPOSITION	The device has been removed from its normal operating position.
WFS_PIN_DEVICEPOSUNKNOWN	Due to a hardware error or other condition, the position of the device cannot be determined.
WFS_PIN_DEVICEPOSNOTSUPP	The physical device does not have the capability of detecting the position.

*usPowerSaveRecoveryTime*

Specifies the actual number of seconds required by the device to resume its normal operational state from the current power saving mode. This value is zero if either the power saving mode has not been activated or no power save control is supported.

*wAntiFraudModule*

Specifies the state of the anti-fraud module as one of the following values:

Value	Meaning
WFS_PIN_AFMNOTSUPP	No anti-fraud module is available.
WFS_PIN_AFMOK	Anti-fraud module is in a good state and no foreign device is detected.
WFS_PIN_AFMINOP	Anti-fraud module is inoperable.
WFS_PIN_AFMDEVICEDETECTED	Anti-fraud module detected the presence of a foreign device.
WFS_PIN_AFMUNKNOWN	The state of the anti-fraud module cannot be determined.

**Error Codes** Only the generic error codes defined in [Ref. 1] can be generated by this command.

**Comments** Applications which require or expect specific information to be present in the *lpszExtra* parameter may not be device or vendor-independent.

In the case where communications with the device have been lost, the *fwDevice* field will report WFS\_PIN\_DEVPOWEROFF when the device has been removed or WFS\_PIN\_DEVHWERROR

if the communications are unexpectedly lost. All other fields should contain a value based on the following rules and priority:

1. Report the value as unknown.
2. Report the value as a general h/w error.
3. Report the value as the last known value.

## 4.2 WFS\_INF\_PIN\_CAPABILITIES

---

**Description** This command is used to retrieve the capabilities of the PIN pad.

**Input Param** None.

**Output Param** LPWFSPINCAPS lpCaps;

```
typedef struct _wfs_pin_caps
{
    WORD                wClass;
    WORD                fwType;
    BOOL                bCompound;
    USHORT              usKeyNum;
    WORD                fwAlgorithms;
    WORD                fwPinFormats;
    WORD                fwDerivationAlgorithms;
    WORD                fwPresentationAlgorithms;
    WORD                fwDisplay;
    BOOL                bIDConnect;
    WORD                fwIDKey;
    WORD                fwValidationAlgorithms;
    WORD                fwKeyCheckModes;
    LPSTR               lpszExtra;
    DWORD               dwGuidLights[WFS_PIN_GUIDLIGHTS_SIZE];
    BOOL                bPINCanPersistAfterUse;
    WORD                fwAutoBeep;
    LPSTR               lpszHSMVendor;
    BOOL                bHSMJournaling;
    DWORD               dwRSAAuthenticationScheme;
    DWORD               dwRSASignatureAlgorithm;
    DWORD               dwRSACryptAlgorithm;
    DWORD               dwRSAKeyCheckMode;
    DWORD               dwSignatureScheme;
    LPWORD              lpwEMVImportSchemes;
    WORD                fwEMVHashAlgorithm;
    BOOL                bKeyImportThroughParts;
    WORD                fwENCIOProtocols;
    BOOL                bTypeCombined;
    BOOL                bSetPinblockDataRequired;
    WORD                fwKeyBlockImportFormats;
    BOOL                bPowerSaveControl;
    BOOL                bAntiFraudModule;
    WORD                wDESKeyLength;
    WORD                wCertificateTypes;
    LPWFSPINSIGNERCAP  *lppLoadCertOptions;
    DWORD               dwCRKLLoadOptions;
    LPWFSPINETSCAPS    lpETSCaps;
    LPDWORD             lpdwSynchronizableCommands;
    LPWFSPINRESTKEYENCKEY *lppRestrictedKeyEncKeySupport;
    DWORD               dwSymmetricKeyManagementMethods;
    LPWFSPINATTRIBUTES *lppCryptAttributes;
    LPWFSPINATTRIBUTES *lppPINBlockAttributes;
    LPWFSPINATTRIBUTES *lppKeyAttributes;
    LPWFSPINATTRIBUTES *lppDecryptAttributes;
    LPWFSPINATTRIBUTES *lppVerifyAttributes;
} WFSPINCAPS, *LPWFSPINCAPS;
```

*wClass*

Specifies the logical service class as WFS\_SERVICE\_CLASS\_PIN.

*fwType*

Specifies the type of the PIN pad security module as a combination of the following flags. PIN entry is only possible when at least WFS\_PIN\_TYPEEPP and WFS\_PIN\_TYPEEDM, or WFS\_PIN\_TYPEETS and WFS\_PIN\_TYPEEDM are set. In order to use the ZKA-Electronic purse, WFS\_PIN\_TYPEEDM, WFS\_PIN\_TYPEHSM and one data entry device (WFS\_PIN\_TYPEEPP or WFS\_PIN\_TYPEETS) flags must be set.

Value	Meaning
WFS_PIN_TYPEEPP	Electronic PIN pad (keyboard data entry device).
WFS_PIN_TYPEEDM	Encryption/decryption module.
WFS_PIN_TYPEHSM	Hardware security module (electronic PIN pad and encryption module within the same physical unit).
WFS_PIN_TYPEETS	Encrypting Touch Screen (touch screen data entry device).

*bCompound*

Specifies whether the logical device is part of a compound physical device.

*usKeyNum*

Number of the keys which can be stored in the encryption/decryption module.

*fwAlgorithms*

Supported encryption modes; a combination of the following flags:

Value	Meaning
WFS_PIN_CRYPTDESECB	Electronic Code Book.
WFS_PIN_CRYPTDESCBC	Cipher Block Chaining.
WFS_PIN_CRYPTDESCFB	Cipher Feed Back.
WFS_PIN_CRYPTRSA	RSA Encryption.
WFS_PIN_CRYPTECMA	ECMA Encryption.
WFS_PIN_CRYPTDESMAC	MAC calculation using CBC.
WFS_PIN_CRYPTTRIDESECB	Triple DES with Electronic Code Book.
WFS_PIN_CRYPTTRIDESCBC	Triple DES with Cipher Block Chaining.
WFS_PIN_CRYPTTRIDESCFCB	Triple DES with Cipher Feed Back.
WFS_PIN_CRYPTTRIDESMAC	Last Block Triple DES MAC as defined in ISO/IEC 9797-1:1999 [Ref. 32], using: block length $n=64$ , Padding Method 1 (when <i>bPadding</i> =0), MAC Algorithm 3, MAC length $m$ where $32 \leq m \leq 64$ .
WFS_PIN_CRYPTMAAMAC	MAC calculation using the Message authenticator algorithm as defined in ISO 8731-2 [Ref. 33].
WFS_PIN_CRYPTTRIDESMAC2805	Triple DES MAC calculation as defined in ISO 16609:2004 [Ref. 38] and Australian Standard 2805.4 [Ref. 39].
WFS_PIN_CRYPTSM4	SM4 block cipher algorithm as defined in Password industry standard of the People's Republic of China GM/T 0002-2012 [Ref. 43].
WFS_PIN_CRYPTSM4MAC	MAC calculation using the Message authenticator algorithm as defined in as defined in Password industry standard of the People's Republic of China GM/T 0002-2012 [Ref. 43] and in PBOC3.0 JR/T 0025.17-2013 [Ref. 44].

*fwPinFormats*

Supported PIN formats; a combination of the following flags:

Value	Meaning
WFS_PIN_FORM3624	PIN left justified, filled with padding characters, PIN length 4-16 digits. The padding character is a hexadecimal digit in the range 0x00 to 0x0F.

WFS_PIN_FORMANSI	PIN is preceded by 0x00 and the length of the PIN (0x04 to 0x0C), filled with padding character 0x0F to the right, PIN length 4-12 digits, XORed with PAN (Primary Account Number, minimum 12 digits without check number).
WFS_PIN_FORMISO0	PIN is preceded by 0x00 and the length of the PIN (0x04 to 0x0C), filled with padding character 0x0F to the right, PIN length 4-12 digits, XORed with PAN (Primary Account Number without check number, no minimum length specified, missing digits are filled with 0x00).
WFS_PIN_FORMISO1	PIN is preceded by 0x01 and the length of the PIN (0x04 to 0x0C), padding characters are taken from a transaction field (10 digits). (similar to WFS_PIN_FORM3624), PIN only 4 digits.
WFS_PIN_FORMECI2	
WFS_PIN_FORMECI3	PIN is preceded by the length (digit), PIN length 4-6 digits, the padding character can range from 0x0 through 0xF.
WFS_PIN_FORMVISA	PIN is preceded by the length (digit), PIN length 4-6 digits. If the PIN length is less than six digits the PIN is filled with 0x0 to the length of six, the padding character can range from 0x0 through 0x9 (This format is also referred to as VISA2).
WFS_PIN_FORMDIEBOLD	PIN is padded with the padding character and may be not encrypted, single encrypted or double encrypted.
WFS_PIN_FORMDIEBOLDCO	PIN with the length of 4 to 12 digits, each one with a value of 0x0 to 0x9, is preceded by the one-digit coordination number with a value from 0x0 to 0xF, padded with the padding character with a value from 0x0 to 0xF and may be not encrypted, single encrypted or double encrypted.
WFS_PIN_FORMVISA3	PIN with the length of 4 to 12 digits, each one with a value of 0x0 to 0x9, is followed by a delimiter with the value of 0xF and then padded by the padding character with a value between 0x0 to 0xF.
WFS_PIN_FORMBANKSYS	PIN is encrypted and formatted according to the Banksys PIN block specifications.
WFS_PIN_FORMEMV	The PIN block is constructed as follows: PIN is preceded by 0x02 and the length of the PIN (0x04 to 0x0C), filled with padding character 0x0F to the right, formatted up to 248 bytes of other data as defined within the EMV 4.0 specifications and finally encrypted with an RSA key.
WFS_PIN_FORMISO3	PIN is preceded by 0x03 and the length of the PIN (0x04 to 0x0C), padding characters sequentially or randomly chosen, XORed with digits from PAN.
WFS_PIN_FORMAP	PIN is formatted according to the Italian Bancomat specifications. It is known as the Authentication Parameter PIN block and is created with a 5 digit PIN, an 18 digit PAN, and the 8 digit CCS from the track data.
WFS_PIN_FORMISO4	PIN is formatted according to ISO 9564-1: 2017 Format-4 (uses AES Encryption).



*fwDerivationAlgorithms*

Supported derivation algorithms; a combination of the following flags:

Value	Meaning
WFS_PIN_CHIP_ZKA	Algorithm for the derivation of a chip card individual key as described by the German ZKA.

*fwPresentationAlgorithms*

Supported presentation algorithms; a combination of the following flags:

Value	Meaning
WFS_PIN_PRESENT_CLEAR	Algorithm for the presentation of a clear text PIN to a chipcard. Each digit of the clear text PIN is inserted as one nibble (=halfbyte) into <i>lpbChipData</i> . See <i>WFS_CMD_PIN_PRESENT_IDC</i> for a detailed description.

*fwDisplay*

Specifies the type of the display used in the PIN pad module as one of the following flags:

Value	Meaning
WFS_PIN_DISPNONE	No display unit.
WFS_PIN_DISPLEDTHROUGH	Lights next to text guide user.
WFS_PIN_DISPDISPLAY	A real display is available (this doesn't apply for self-service).

*bIDConnect*

Specifies whether the PIN pad is directly physically connected to the ID card unit. If the value is TRUE, the PIN will be transported securely during the command

*WFS\_CMD\_PIN\_PRESENT\_IDC*.

*fwIDKey*

Specifies if key owner identification (in commands referenced as *lpxIdent*), which authorizes access to the encryption module, is required. A zero value is returned if the encryption module does not support this capability. Otherwise it will be a combination of the following flags:

Value	Meaning
WFS_PIN_IDKEYINITIALIZATION	ID key is returned by the <i>WFS_CMD_PIN_INITIALIZATION</i> command.
WFS_PIN_IDKEYIMPORT	ID key is required as input for the <i>WFS_CMD_PIN_IMPORT_KEY</i> and <i>WFS_CMD_PIN_DERIVE_KEY</i> command.

*fwValidationAlgorithms*

Specifies the algorithms for PIN validation supported by the service; combination of the following flags:

Value	Meaning
WFS_PIN_DES	DES algorithm.
WFS_PIN_EUROCHEQUE	EUROCHEQUE algorithm.
WFS_PIN_VISA	VISA algorithm.
WFS_PIN_DES_OFFSET	DES offset generation algorithm.
WFS_PIN_BANKSYS	Banksys algorithm.

*fwKeyCheckModes*

Specifies the key check modes that are supported to check the correctness of an imported key value. The encryption algorithm used (i.e. DES, 3DES, AES) is determined by the type of key being checked. If the key size is larger than the algorithm block size, then only the first block will be used. It can be a combination of the following flags:

Value	Meaning
WFS_PIN_KCVSELF	The key check value (KCV) is created by an encryption of the key with itself. For the description refer to the WFS_PIN_KCVSELF literal description in <i>dwCryptoMethod</i> .
WFS_PIN_KCVZERO	The key check value (KCV) is created by encrypting a zero value with the key.

*lpszExtra*

Points to a list of vendor-specific, or any other extended, information. The information is returned as a series of “key=value” strings so that it is easily extendable by Service Providers. Each string is null-terminated, the whole list terminated with an additional null character. An empty list may be indicated by either a NULL pointer or a pointer to two consecutive null characters.

A number of *lpszExtra* key value pairs have been standardized during previous releases of the PIN specification. These values have now been added to the main capabilities structure but the standardized key value pairs in *lpszExtra* must still be supported by the Service Provider when the functionality is supported. Section 10 defines the standardized *lpszExtra* key value pairs.

*dwGuidLights [...]*

Specifies which guidance lights are available. A number of guidance light types are defined below. Vendor specific guidance lights are defined starting from the end of the array. The maximum guidance light index is WFS\_PIN\_GUIDLIGHTS\_MAX.

In addition to supporting specific flash rates and colors, some guidance lights also have the capability to show directional movement representing “entry” and “exit”. The “entry” state gives the impression of leading a user to place a card into the device. The “exit” state gives the impression of ejection from a device to a user and would be used for retrieving a card from the device.

The elements of this array are specified as a combination of the following flags and indicate all of the possible flash rates (type B), colors (type C) and directions (type D) that the guidance light indicator is capable of handling. If the guidance light indicator does not support direction then no value of type D is returned. A value of WFS\_PIN\_GUIDANCE\_NOT\_AVAILABLE indicates that the device has no guidance light indicator or the device controls the light directly with no application control possible.

Value	Meaning	Type
WFS_PIN_GUIDANCE_NOT_AVAILABLE	There is no guidance light control available at this position.	A
WFS_PIN_GUIDANCE_OFF	The light can be off.	B
WFS_PIN_GUIDANCE_SLOW_FLASH	The light can blink slowly.	B
WFS_PIN_GUIDANCE_MEDIUM_FLASH	The light can blink medium frequency.	B
WFS_PIN_GUIDANCE_QUICK_FLASH	The light can blink quickly.	B
WFS_PIN_GUIDANCE_CONTINUOUS	The light can be continuous (steady).	B
WFS_PIN_GUIDANCE_RED	The light can be red.	C
WFS_PIN_GUIDANCE_GREEN	The light can be green.	C
WFS_PIN_GUIDANCE_YELLOW	The light can be yellow.	C
WFS_PIN_GUIDANCE_BLUE	The light can be blue.	C
WFS_PIN_GUIDANCE_CYAN	The light can be cyan.	C
WFS_PIN_GUIDANCE_MAGENTA	The light can be magenta.	C
WFS_PIN_GUIDANCE_WHITE	The light can be white.	C
WFS_PIN_GUIDANCE_ENTRY	The light can be in the entry state.	D
WFS_PIN_GUIDANCE_EXIT	The light can be in the exit state.	D

*dwGuidLights [WFS\_PIN\_GUIDANCE\_PINPAD]*

Specifies whether the guidance light indicator on the PIN pad unit is available.

*bPINCanPersistAfterUse*

Specifies whether the device can retain the PIN after a PIN processing command, e.g.

WFS\_CMD\_PIN\_GET\_PINBLOCK, WFS\_CMD\_PIN\_LOCAL\_DES, WFS\_CMD\_PIN\_PRESENT\_IDC, etc:

Value	Meaning
TRUE	Applications may request, through the WFS_CMD_PIN_MAINTAIN_PIN command, that the PIN continues to be held within the device after use by a PIN processing command.
FALSE	The PIN will always be cleared by the device after processing. The WFS_CMD_PIN_MAINTAIN_PIN is not supported.

*fwAutoBeep*

Specifies whether the PIN device will emit a key beep tone on key presses (of active keys or in-active keys), and if so, which mode it supports. Specified as a combination of the following flags:

Value	Meaning
WFS_PIN_BEEP_ACTIVE_AVAILABLE	Automatic beep tone on active key key-press is supported. If this flag is not set then automatic beeping for active keys is not supported.
WFS_PIN_BEEP_ACTIVE_SELECTABLE	Automatic beeping for active keys can be controlled (i.e. turned on and off) by the application. If this flag is not set then automatic beeping for active keys cannot be controlled by an application.
WFS_PIN_BEEP_INACTIVE_AVAILABLE	Automatic beep tone on in-active key key-press is supported. If this flag is not set then automatic beeping for in-active keys is not supported.
WFS_PIN_BEEP_INACTIVE_SELECTABLE	Automatic beeping for in-active keys can be controlled (i.e. turned on and off) by the application. If this flag is not set then automatic beeping for in-active keys cannot be controlled by an application.

*lpsHSMVendor*

Identifies the HSM Vendor. *lpsHSMVendor* is NULL when the HSM Vendor is unknown or the HSM is not supported.

The following is a list of known vendors' strings that *lpsHSMVendor* can contain for the support of German HSMs:

“KRONE”

“ASCOM”

“IBM”

“NCR”

*bHSMJournaling*

Specifies whether the HSM supports journaling by the WFS\_CMD\_PIN\_GET\_JOURNAL command. The value of this parameter is either TRUE or FALSE. TRUE means the HSM supports journaling by WFS\_CMD\_GET\_JOURNAL.

*dwRSAAuthenticationScheme*

Specifies which type(s) of Remote Key Loading/Authentication is supported as a combination of the following flags:

Value	Meaning
WFS_PIN_RSA_AUTH_2PARTY_SIG	Two-party Signature based authentication.
WFS_PIN_RSA_AUTH_3PARTY_CERT	Three-party Certificate based authentication.
WFS_PIN_RSA_AUTH_3PARTY_CERT_TR34	Three-party Certificate based authentication described by X9 TR34-2012 [Ref. 42].

*dwRSASignatureAlgorithm*

Specifies which type(s) of RSA Signature Algorithm(s) is supported as a combination of the following flags:

Value	Meaning
WFS_PIN_SIGN_RSASSA_PKCS1_V1_5	SSA_PKCS_V1_5 Signatures supported.
WFS_PIN_SIGN_RSASSA_PSS	SSA_PSS Signatures supported.

*dwRSACryptAlgorithm*

Specifies which type(s) of RSA Encipherment Algorithm(s) is supported as a combination of the following flags:

Value	Meaning
WFS_PIN_CRYPT_RSAES_PKCS1_V1_5	AES_PKCS_V1_5 algorithm supported.
WFS_PIN_CRYPT_RSAES_OAEP	AES_OAEP algorithm supported.

*dwRSAKeyCheckMode*

Specifies which algorithm/method used to generate the public key check value/thumb print as a combination of the following flags:

Value	Meaning
WFS_PIN_RSA_KCV_SHA1	SHA-1 is supported as defined in Ref. 3.
WFS_PIN_RSA_KCV_SHA256	SHA-256 is supported as defined in ISO/IEC 10118-3:2004 [Ref. 40] and FIPS 180-2 [Ref. 41].

*dwSignatureScheme*

Specifies which capabilities are supported by the Signature scheme as a combination of the following flags:

Value	Meaning
WFS_PIN_SIG_GEN_RSA_KEY_PAIR	Specifies if the Service Provider supports the RSA Signature Scheme WFS_CMD_PIN_GENERATE_RSA_KEY_PAIR and WFS_CMD_PIN_EXPORT_RSA_EPP_SIGNATURE commands.
WFS_PIN_SIG_RANDOM_NUMBER	Specifies if the Service Provider returns a random number from the WFS_CMD_PIN_START_KEY_EXCHANGE command within the RSA Signature Scheme.
WFS_PIN_SIG_EXPORT_EPP_ID	Specifies if the Service Provider supports exporting the EPP Security Item within the RSA Signature Scheme.
WFS_PIN_SIG_ENHANCED_RKL	Specifies that the Service Provider supports the Enhanced Signature Remote Key Scheme. This scheme allows the customer to manage their own public keys independently of the Signature Issuer. When this mode is supported then the key loaded signed with the Signature Issuer key is the host root public key PK <sub>ROOT</sub> , rather than PK <sub>HOST</sub> . See Section 8.1 for a full description.

*lpwEMVImportSchemes*

Identifies the supported EMV Import Scheme(s) as a zero terminated array of modes.

*lpwEMVImportSchemes* is set to NULL if the Import Scheme(s) are unknown or not supported.

Otherwise *lpwEMVImportSchemes* lists all Import Scheme(s) supported by the PIN Service Provider from the following possible values:

Value	Meaning
WFS_PIN_EMV_IMPORT_PLAIN_CA	A plain text CA public key is imported with no verification.

WFS_PIN_EMV_IMPORT_CHKSUM_CA	A plain text CA public key is imported using the EMV 2000 verification algorithm. See [Ref. 4].
WFS_PIN_EMV_IMPORT_EPI_CA	A CA public key is imported using the self-sign scheme defined in the Europay International, EPI CA Module Technical - Interface specification Version 1.4, [Ref. 5].
WFS_PIN_EMV_IMPORT_ISSUER	An Issuer public key is imported as defined in EMV 2000 Book II, [Ref. 4].
WFS_PIN_EMV_IMPORT_ICC	An ICC public key is imported as defined in EMV 2000 Book II, [Ref. 4].
WFS_PIN_EMV_IMPORT_ICC_PIN	An ICC PIN public key is imported as defined in EMV 2000 Book II, [Ref. 4].
WFS_PIN_EMV_IMPORT_PKCSV1_5_CA	A CA public key is imported and verified using a signature generated with a private key for which the public key is already loaded.

*fwEMVHashAlgorithm*

Specifies which hash algorithm is supported for the calculation of the HASH as a combination of the following flags:

Value	Meaning
WFS_PIN_HASH_SHA1_DIGEST	The SHA 1 digest algorithm is supported by the WFS_CMD_PIN_DIGEST command.
WFS_PIN_HASH_SHA256_DIGEST	The SHA 256 digest algorithm, as defined in ISO/IEC 10118-3:2004 [Ref. 40] and FIPS 180-2 [Ref. 41], is supported by the WFS_CMD_PIN_DIGEST command.

*bKeyImportThroughParts*

Specifies whether the device is capable of importing keys in multiple parts. TRUE means the device supports the key import in multiple parts.

*fwENCIOProtocols*

Specifies the ENC\_IO protocols supported to communicate with the encryption module as a combination of the following flags:

Value	Meaning
WFS_PIN_ENC_PROT_CH	For Swiss specific protocols. The document specification for Swiss specific protocols is "CMD_ENC_IO - CH Protocol.doc". This document is available at the following address: EUROPAY (Switzerland) SA Terminal Management Hertistrasse 27 CH-8304 Wallisellen
WFS_PIN_ENC_PROT_GIECB	Protocol for "Groupement des Cartes Bancaires" (France).
WFS_PIN_ENC_PROT_LUX	Protocol for Luxembourg commands. The reference for this specific protocol is the Authorization Center in Luxembourg (CETREL.) Cryptography Management Postal address: CETREL Société Coopérative Centre de Transferts Electroniques L-2956 Luxembourg

WFS\_PIN\_ENC\_PROT\_CHN

Protocol for China commands. The reference for this specific protocol are the Financial industry standard of the People’s Republic of China PBOC3.0 JR/T 0025[Ref 44] and the Password industry standard of the People's Republic of China GM/T 0003, GM/T 004[Ref 43].

*bTypeCombined*

Specifies whether the keypad used in the secure PIN pad module is integrated within a generic Win32 keyboard.

TRUE means the secure PIN keypad is integrated within a generic Win32 keyboard and standard Win32 key events will be generated for any key when there is no ‘active’ GET\_DATA or GET\_PIN command. Note that XFS continues to support defined PIN keys only, and is not extended to support new alphanumeric keys.

This feature assists in developing generic browser based applications which need to access both PIN and generic keyboards.

- When an application wishes to receive XFS-based key information then it can use the WFS\_CMD\_PIN\_GET\_DATA and WFS\_CMD\_PIN\_GET\_PIN commands.
- No Win32 keystrokes are generated for any key (active or not) in a combined device when WFS\_CMD\_PIN\_GET\_DATA or WFS\_CMD\_PIN\_GET\_PIN are ‘active’.
- When no WFS\_CMD\_PIN\_GET\_DATA or WFS\_CMD\_PIN\_GET\_PIN command is ‘active’ then any key press will result in a Win32 key event. These events can be ignored by the application, if required.

Note that this does not compromise secure PIN entry – there will be no Win32 keyboard events during PIN collection.

On terminals and kiosks with separate PIN and Win32 keyboards, the Win32 keyboard behaves purely as a PC keyboard and the PIN device behaves only as an XFS device.

*bSetPinblockDataRequired*

Specifies whether the command WFS\_CMD\_PIN\_SET\_PINBLOCK\_DATA must be called before the PIN is entered via WFS\_CMD\_PIN\_GET\_PIN and retrieved via WFS\_CMD\_PIN\_GET\_PINBLOCK.

*fwKeyBlockImportFormats*

Supported key block formats; a combination of the following flags:

Value	Meaning
WFS_PIN_ANSTR31KEYBLOCK	Supports ANS TR-31A Keyblock format key import.
WFS_PIN_ANSTR31KEYBLOCKB	Supports ANS TR-31B Keyblock format key import.
WFS_PIN_ANSTR31KEYBLOCKC	Supports ANS TR-31C Keyblock format key import.

*bPowerSaveControl*

Specifies whether power saving control is available. This can either be TRUE if available or FALSE if not available.

*bAntiFraudModule*

Specifies whether the anti-fraud module is available. This can either be TRUE if available or FALSE if not available.

*wDESKeyLength*

Specifies which length(s) of DES keys are supported as a combination of the following flags:

Value	Meaning
WFS_PIN_KEYSINGLE	8 byte (single-length) DES keys are supported.
WFS_PIN_KEYDOUBLE	16 byte (double-length) DES keys are supported.

WFS\_PIN\_KEYTRIPLE 24 byte (triple-length) DES keys are supported.

#### *wCertificateTypes*

Specifies supported certificate types as a combination of the following flags:

Value	Meaning
WFS_PIN_PUBLICENCKEY	Supports the EPP public encryption certificate.
WFS_PIN_PUBLICVERIFICATIONKEY	Supports the EPP public verification certificate.
WFS_PIN_PUBLICHOSTKEY	Supports the Host public certificate.

#### *lppLoadCertOptions*

A NULL-terminated array of pointers to WFSPINSIGNERCAP structures specifying the options supported by the WFS\_CMD\_PIN\_LOAD\_CERTIFICATE\_EX command.

```
typedef struct _wfs_pin_signer_cap
{
    DWORD dwSigner;
    DWORD dwOption;
} WFSPINSIGNERCAP, *LPWFSPINSIGNERCAP;
```

There is one structure for each signer that is supported by the Service Provider. In each structure, there will be a *dwSigner* parameter with one bit set to indicate which signer the structure is referencing, and there will be a *dwOption* parameter with one or more bits set to indicate all of the options that the Service Provider supports with the signer specified by *dwSigner*.

#### *dwSigner*

Specifies the signers supported by the WFS\_CMD\_PIN\_LOAD\_CERTIFICATE\_EX command as one of the following flags:

Value	Meaning
WFS_PIN_SIGNER_CERTHOST	The current Host RSA Private Key is used to sign the token.
WFS_PIN_SIGNER_SIGHOST	The current Host RSA Private Key is used to sign the token, signature format is used.
WFS_PIN_SIGNER_CA	The Certificate Authority RSA Private Key is used to sign the token.
WFS_PIN_SIGNER_HL	A Higher-Level Authority RSA Private Key is used to sign the token.
WFS_PIN_SIGNER_TR34	This value can only be specified in combination with the WFS_PIN_SIGNER_CERTHOST, WFS_PIN_SIGNER_CA or WFS_PIN_SIGNER_HL flags. It indicates that the values combined with it are compliant with X9 TR34-2012 [Ref. 42].

#### *dwOption*

Specifies the load options supported by the WFS\_CMD\_PIN\_LOAD\_CERTIFICATE\_EX command as a combination of the following flags:

Value	Meaning
WFS_PIN_LOAD_NEWHOST	Load a new Host certificate, where one has not already been loaded.
WFS_PIN_LOAD_REPLACEHOST	Replace (or rebind) the EPP to a new Host certificate, where the new Host certificate is signed by <i>dwSigner</i> .

#### *dwCRKLLoadOptions*

Supported options to load the Key Transport Key using the Certificate Remote Key Loading protocol; a combination of the following flags:

Value	Meaning
WFS_PIN_CRKLOAD_NORANDOM	Import a Key Transport Key without generating and using a random number.
WFS_PIN_CRKLOAD_NORANDOM_CRL	Import a Key Transport Key with a Certificate Revocation List appended to the input message. A random number is not generated nor used.
WFS_PIN_CRKLOAD_RANDOM	Import a Key Transport Key by generating and using a random number.
WFS_PIN_CRKLOAD_RANDOM_CRL	Import a Key Transport Key with a Certificate Revocation List appended to the input parameter. A random number is generated and used.

*lpETSCaps*

Specifies the capabilities of the ETS device. This value is NULL if the *fwType* does not contain WFS\_PIN\_TYPEETS.

```
typedef struct _wfs_pin_ets_location_cap
{
    LONG          lXPos;
    LONG          lYPos;
    USHORT       usXSize;
    USHORT       usYSize;
    WORD         wMaximumTouchFrames;
    WORD         wMaximumTouchKeys;
    WORD         wFloatFlags;
} WFSPINETSCAPS, *LPWFSPINETSCAPS;
```

*lXpos*

Specifies the position of the left edge of the ETS in Windows virtual screen coordinates. This value may be negative because of the monitor position on the virtual desktop – see section 2.1.

*lYPos*

Specifies the position of the top edge of the ETS in Windows virtual screen coordinates. This value may be negative because of the monitor position on the virtual desktop – see section 2.1.

*usXSize*

Specifies the width of the ETS in Windows virtual screen coordinates.

*usYSize*

Specifies the height of the ETS in Windows virtual screen coordinates.

*wMaximumTouchFrames*

Specifies the maximum number of Touch Frames that the device can support in a touch keyboard definition.

*wMaximumTouchKeys*

Specifies the maximum number of Touch Keys that the device can support within any Touch Frame.

*wFloatFlags*

Specifies if the device can float the touch keyboards. WFS\_PIN\_FLOAT\_NONE if the PIN device cannot randomly shift the layout or else a combination of the following flags:

Value	Meaning
WFS_PIN_FLOATX	Specifies that the PIN device will randomly shift the layout in a horizontal direction.
WFS_PIN_FLOATY	Specifies that the PIN device will randomly shift the layout in a vertical direction.

*lpdwSynchronizableCommands*

Pointer to a zero-terminated list of DWORDs which contains the execute command IDs that can be synchronized. If no execute command can be synchronized then this parameter will be NULL.



*lppRestrictedKeyEncKeySupport*

A NULL-terminated array of pointers to WFSPINRESTKEYENCKEY structures specifying the loading methods that support the WFS\_PIN\_USERRESTRICTEDKEYENCKEY usage flag and the allowable usage flag combinations for each of those loading methods..

```
typedef struct _wfs_pin_rest_keyenckey
{
    DWORD          dwLoadingMethod;
    DWORD          dwUses;
} WFSPINRESTKEYENCKEY, *LPWFSPINRESTKEYENCKEY;
```

There is one structure for each loading method that is supported by the Service Provider. Loading methods that are not supported are not included in the NULL-terminated array of pointers. If none of the loading methods are supported, then *lppRestrictedKeyEncKeySupport* is NULL. In each structure, there will be a *dwLoadingMethod* parameter with one bit set to indicate which loading method the structure is referencing, and a *dwUses* parameter with one or more bits set to indicate all of the usage flags that can be combined with the WFS\_PIN\_USERRESTRICTEDKEYENCKEY flag that the Service Provider supports with the loading method specified by *dwLoadingMethod*.

*dwLoadingMethod*

Specifies the loading methods supported as one of the following flags:

Value	Meaning
WFS_PIN_RSA_AUTH_2PARTY_SIG	Two-party Signature based.
WFS_PIN_RSA_AUTH_3PARTY_CERT	Three-party Certificate based.
WFS_PIN_RSA_AUTH_3PARTY_CERT_TR34	Three-party Certificate based.
WFS_PIN_RESTRICTED_SECUREKEYENTRY	Restricted secure key entry.

*dwUses*

Specifies one or more usage flags that can be used in combination with the WFS\_PIN\_USERRESTRICTEDKEYENCKEY usage flag.

Value	Meaning
WFS_PIN_USECRYPT	Key is used for encryption and decryption.
WFS_PIN_USEFUNCTION	Key is used for PIN block creation.
WFS_PIN_USEMACING	Key is used for MACing.
WFS_PIN_USEPINLOCAL	Key is used only for local PIN check.
WFS_PIN_USESVENCKEY	Key is used as CBC Start Value encryption key.
WFS_PIN_USEPINREMOTE	Key is used only for PIN block creation.

*dwSymmetricKeyManagementMethods*

Specifies the symmetric key management modes as combination of the following flags:

Value	Meaning
WFS_PIN_KM_FIXED_KEY	This method of key management uses fixed keys for transaction processing.
WFS_PIN_KM_MASTER_KEY	This method uses a hierarchy of Key Encrypting Keys and Transaction Keys. The highest level of Key Encrypting Key is known as a Master Key. Transaction Keys are distributed and replaced encrypted under a Key Encrypting Key.
WFS_PIN_KM_TDES_DUKPT	This method uses TDES Derived Unique Key Per Transaction (see reference 45).

*lppCryptAttributes*

This will either be NULL, or a NULL-terminated array of pointers to WFSPINATTRIBUTES structures specifying the combination of attributes supported by the WFS\_CMD\_PIN\_CRYPT\_340 command.

```
typedef struct _wfs_pin_attributes
{
    BYTE                bKeyUsage[2];
    BYTE                bAlgorithm;
    BYTE                bModeOfUse;
    DWORD               dwCryptoMethod;
} WFSPINATTRIBUTES, *LPWFSPINATTRIBUTES;
```

There is one structure for each attribute combination that is supported by the Service Provider. In each structure, each of the four parameters will have only one value set.

*bKeyUsage*

Specifies the key usages supported by the WFS\_CMD\_PIN\_CRYPT\_340 command as one of the following values:

Value	Meaning
'D0'	Symmetric data encryption.
'D1'	Asymmetric data encryption.
'M0'	ISO 16609 MAC Algorithm 1 (using TDEA).
'M1'	ISO 9797-1 MAC Algorithm 1.
'M2'	ISO 9797-1 MAC Algorithm 2.
'M3'	ISO 9797-1 MAC Algorithm 3.
'M4'	ISO 9797-1 MAC Algorithm 4.
'M5'	ISO 9797-1:1999 MAC Algorithm 5.
'M6'	ISO 9797-1:2011 MAC Algorithm 5/CMAC.
'M7'	HMAC.
'M8'	ISO 9797-1:2011 MAC Algorithm 6.
'S0'	Asymmetric key pair for digital signature.
'S1'	Asymmetric key pair, CA.
'S2'	Asymmetric key pair, nonX9.24 key.

*bAlgorithm*

Specifies the encryption algorithms supported by the WFS\_CMD\_PIN\_CRYPT\_340 command as one of the following values:

Value	Meaning
'A'	AES.
'D'	DEA.
'R'	RSA.
'T'	Triple DEA (also referred to as TDEA).

*bModeOfUse*

Specifies the encryption modes supported by the WFS\_CMD\_PIN\_CRYPT\_340 command as one of the following values:

Value	Meaning
'D'	Decrypt.
'E'	Encrypt.
'G'	Generate.
'S'	Signature.
'V'	Verify.

*dwCryptoMethod*

Specifies the cryptographic methods supported by the WFS\_CMD\_PIN\_CRYPT\_340 command.

For symmetric encryption methods (*bKeyUsage* is 'D0'), this can be one of the following values:

Value	Meaning
WFS_PIN_CRYPTOECS	The ECB encryption method.
WFS_PIN_CRYPTOCBC	The CBC encryption method.
WFS_PIN_CRYPTOCFB	The CFB encryption method.
WFS_PIN_CRYPTOOFB	The OFB encryption method.

WFS_PIN_CRYPTOCTR	The CTR method defined in NIST SP800-38A.
WFS_PIN_CRYPTOXTS	The XTS method defined in NIST SP800-38E.

For asymmetric encryption methods (*bKeyUsage* is 'D1'), this can be one of the following values:

Value	Meaning
WFS_PIN_CRYPT_RSAES_PKCS1_V1_5	Use the RSAES_PKCS1-v1.5 algorithm.
WFS_PIN_CRYPT_RSAES_OAEP	Use the RSAES OAEP algorithm.

For asymmetric signature verification methods (*bKeyUsage* is 'S0', 'S1', or 'S2'), this can be one of the following values:

Value	Meaning
WFS_PIN_SIGN_RSASSA_PKCS1_V1_5	Use the RSASSA-PKCS1-v1.5 algorithm.
WFS_PIN_SIGN_RSASSA_PSS	Use the RSASSA-PSS algorithm.

One or more of the following flags must be specified in combination with one of the signature verification methods.

Value	Meaning
WFS_PIN_SIGNHASH_SHA1	The SHA 1 digest algorithm.
WFS_PIN_SIGNHASH_SHA256	The SHA 256 digest algorithm, as defined in ISO/IEC 10118-3:2004 [Ref. 40] and FIPS 180-2 [Ref. 41]

If *bKeyUsage* is specified as any of the MAC usages (i.e. 'M1'), then this should be set to 0.

#### *lppPINBlockAttributes*

This will either be NULL, or a NULL-terminated array of pointers to WFSPINATTRIBUTES structures specifying the combination of attributes supported by the WFS\_CMD\_PIN\_GET\_PINBLOCK\_340 command.

```
typedef struct _wfs_pin_attributes
{
    BYTE                bKeyUsage[2];
    BYTE                bAlgorithm;
    BYTE                bModeOfUse;
    DWORD               dwCryptoMethod;
} WFSPINATTRIBUTES, *LPWFSPINATTRIBUTES;
```

There is one structure for each attribute combination that is supported by the Service Provider. In each structure, each of the four parameters will have only one value set in each

#### *bKeyUsage*

Specifies the key usages supported by the WFS\_CMD\_PIN\_GET\_PINBLOCK\_340 command as one of the following values:

Value	Meaning
'P0'	PIN Encryption.

#### *bAlgorithm*

Specifies the encryption algorithms supported by the WFS\_CMD\_PIN\_GET\_PINBLOCK\_340 command as one of the following values:

Value	Meaning
'A'	AES.
'D'	DEA.
'R'	RSA.
'T'	Triple DEA (also referred to as TDEA).

#### *bModeOfUse*

Specifies the encryption modes supported by the WFS\_CMD\_PIN\_GET\_PINBLOCK\_340 command as one of the following values:

Value	Meaning
'E'	Encrypt.

*dwCryptoMethod*

This parameter specifies the cryptographic method that will be used with the encryption algorithm specified by *bAlgorithm*.

If *bAlgorithm* is 'A', 'D', or 'T', then *dwCryptoMethod* can be one of the following values:

Value	Meaning
WFS_PIN_CRYPTOEBC	The ECB encryption method.
WFS_PIN_CRYPTOCBC	The CBC encryption method.
WFS_PIN_CRYPTOCFB	The CFB encryption method.
WFS_PIN_CRYPTOOFB	The OFB encryption method.
WFS_PIN_CRYPTOCTR	The CTR method defined in NIST SP800-38A.
WFS_PIN_CRYPTOXTS	The XTS method defined in NIST SP800-38E.

If *bAlgorithm* is 'R', then *dwCryptoMethod* can be one of the following values:

Value	Meaning
WFS_PIN_CRYPT_RSAES_PKCS1_V1_5	Use the RSAES_PKCS1-v1.5 algorithm.
WFS_PIN_CRYPT_RSAES_OAEP	Use the RSAES OAEP algorithm.

*lppKeyAttributes*

This will either be NULL, or a NULL-terminated array of pointers to WFSPINATTRIBUTES structures specifying the combination of attributes supported by the WFS\_CMD\_PIN\_IMPORT\_KEY\_340 command for the key to be loaded.

```
typedef struct _wfs_pin_attributes
{
    BYTE                bKeyUsage[2];
    BYTE                bAlgorithm;
    BYTE                bModeOfUse;
    DWORD               dwCryptoMethod;
} WFSPINATTRIBUTES, *LPWFSPINATTRIBUTES;
```

There is one structure for each attribute combination that is supported by the Service Provider. In each structure, each of the four parameters will have only one value set in each.

*bKeyUsage*

Specifies the key usages supported by the WFS\_CMD\_PIN\_IMPORT\_KEY\_340 command as one of the following values:

Value	Meaning
'B0'	BDK Base Derivation Key.
'B1'	Initial DUKPT Key.
'B2'	Base Key Variant Key.
'C0'	CVK Card Verification Key.
'D0'	Symmetric Key for Data Encryption.
'D1'	Asymmetric Key for Data Encryption.
'D2'	Data Encryption Key for Decimalization Table.
'E0'	EMV/chip Issuer Master Key: Application Cryptograms.
'E1'	EMV/chip Issuer Master Key: Secure Messaging for Confidentiality.
'E2'	EMV/chip Issuer Master Key: Secure Messaging for Integrity.
'E3'	EMV/chip Issuer Master Key: Data Authentication Code.
'E4'	EMV/chip Issuer Master Key: Dynamic.
'E5'	EMV/chip Issuer Master Key: Card Personalization.
'E6'	EMV/chip Issuer Master Key: Other.
'I0'	Initialization Vector (IV).

'K0'	Key Encryption or wrapping.
'K1'	TR-31 Key Block Protection Key.
'K2'	TR-34 Asymmetric Key.
'K3'	Asymmetric key for key agreement/key wrapping.
'M0'	ISO 16609 MAC Algorithm 1 (using TDEA).
'M1'	ISO 9797-1 MAC Algorithm 1.
'M2'	ISO 9797-1 MAC Algorithm 2.
'M3'	ISO 9797-1 MAC Algorithm 3.
'M4'	ISO 9797-1 MAC Algorithm 4.
'M5'	ISO 9797-1:1999 MAC Algorithm 5.
'M6'	ISO 9797-1:2011 MAC Algorithm 5/CMAC.
'M7'	HMAC.
'M8'	ISO9797-1:2011 MAC Algorithm 6.
'P0'	PIN Encryption.
'S0'	Asymmetric key pair for digital signature.
'S1'	Asymmetric key pair, CA key.
'S2'	Asymmetric key pair, nonX9.24 key.
'V0'	PIN verification, KPV, other algorithm.
'V1'	PIN verification, IBM 3624.
'V2'	PIN verification, VISA PVV.
'V3'	PIN verification, X9-132 algorithm 1.
'V4'	PIN verification, X9-132 algorithm 2.
'0B'	Restricted Key Encryption Key that can only be used to load DUKPT keys.
'0C'	Restricted Key Encryption Key that can only be used to load CVKs.
'0D'	Restricted Key Encryption Key that can only be used to load data encryption keys.
'0E'	Restricted Key Encryption Key that can only be used to load EMV keys.
'0I'	Restricted Key Encryption Key that can only be used to load Initialization Vectors.
'0K'	Restricted Key Encryption Key that can only be used to load keys that can load other keys.
'0M'	Restricted Key Encryption Key that can only be used to load MAC keys.
'0P'	Restricted Key Encryption Key that can only be used to load PIN encryption keys.
'0S'	Restricted Key Encryption Key that can only be used to load asymmetric key pairs.
'0V'	Restricted Key Encryption Key that can only be used to load PIN verification keys.
'1B'	Restricted Keyblock Protection Key that can only be used to load DUKPT keys.
'1C'	Restricted Key Keyblock Protection Key that can only be used to load CVKs.
'1D'	Restricted Keyblock Protection Key that can only be used to load data encryption keys.
'1E'	Restricted Keyblock Protection Key that can only be used to load EMV keys.

'1I'	Restricted Keyblock Protection Key that can only be used to load Initialization Vectors.
'1K'	Restricted Keyblock Protection Key that can only be used to load keys that can load other keys.
'1M'	Restricted Keyblock Protection Key that can only be used to load MAC keys.
'1P'	Restricted Keyblock Protection Key that can only be used to load PIN encryption keys.
'1S'	Restricted Keyblock Protection Key that can only be used to load asymmetric key pairs.
'1V'	Restricted Keyblock Protection Key that can only be used to load PIN verification keys.
Other numeric values	Reserved for proprietary use.

*bAlgorithm*

Specifies the encryption algorithms supported by the WFS\_CMD\_PIN\_IMPORT\_KEY\_340 command as one of the following values:

Value	Meaning
'A'	AES.
'D'	DEA.
'R'	RSA.
'T'	Triple DEA (also referred to as TDEA).
Numeric values	Reserved for proprietary use.

*bModeOfUse*

Specifies the encryption modes supported by the WFS\_CMD\_PIN\_IMPORT\_KEY\_340 command as one of the following values:

Value	Meaning
'B'	Both Encrypt and Decrypt / Wrap and Unwrap.
'C'	Both Generate and Verify.
'D'	Decrypt / Unwrap Only.
'E'	Encrypt / Wrap Only.
'G'	Generate Only.
'S'	Signature Only.
'T'	Both Sign and Decrypt.
'V'	Verify Only.
'X'	Key used to derive other key(s).
'Y'	Key used to create key variants.
Numeric values	Reserved for proprietary use.

*dwCryptoMethod*

Specifies the cryptographic methods supported by the WFS\_CMD\_PIN\_IMPORT\_KEY\_340 command. For *lpKeyAttributes*, this parameter is 0, because the key being imported is not being used yet to perform a cryptographic method.

*lppDecryptAttributes*

This will either be NULL, or a NULL-terminated array of pointers to WFSPINATTRIBUTES structures specifying the combination of attributes supported by the WFS\_CMD\_PIN\_IMPORT\_KEY\_340 command for the key used to decrypt or unwrap the key being imported.

```
typedef struct _wfs_pin_attributes
{
    BYTE                bKeyUsage[2];
    BYTE                bAlgorithm;
    BYTE                bModeOfUse;
    DWORD               dwCryptoMethod;
} WFSPINATTRIBUTES, *LPWFSPINATTRIBUTES;
```

There is one structure for each attribute combination that is supported by the Service Provider. In each structure, each of the four parameters will have only one value set in each.

#### *bKeyUsage*

This parameter is not used and must be set to "00". The Service Provider can determine this value from the decryption key that is already imported into the PIN device.

#### *bAlgorithm*

Specifies the encryption algorithms supported by the WFS\_CMD\_PIN\_IMPORT\_KEY\_340 command as one of the following flags:

Value	Meaning
'A'	AES.
'D'	DEA.
'R'	RSA.
'T'	Triple DEA (also referred to as TDEA).
Numeric values	Reserved for proprietary use.

#### *bModeOfUse*

This parameter is not used and must be set to '0'. The Service Provider can determine this value from the decryption key that is already imported into the PIN device.

#### *dwCryptoMethod*

This parameter specifies the cryptographic method that will be used with the encryption algorithm specified by *bAlgorithm*.

If *bAlgorithm* is 'A', 'D', or 'T', then *dwCryptoMethod* can be one of the following values:

Value	Meaning
WFS_PIN_CRYPTOCBC	The CBC encryption method
WFS_PIN_CRYPTOCFB	The CFB encryption method
WFS_PIN_CRYPTOOFB	The OFB encryption method
WFS_PIN_CRYPTOCR	The CTR method defined in NIST SP800-38A.
WFS_PIN_CRYPTOXTS	The XTS method defined in NIST SP800-38E.

If *bAlgorithm* is 'R', then *dwCryptoMethod* can be one of the following values:

Value	Meaning
WFS_PIN_CRYPT_RSAES_PKCS1_V1_5	Use the RSAES_PKCS1-v1.5 algorithm.
WFS_PIN_CRYPT_RSAES_OAEP	Use the RSAES_OAEP algorithm.

If *bKeyUsage* is 'K1', then *dwCryptoMethod* is 0. TR-31 defines the cryptographic methods used for each key block version.

#### *lppVerifyAttributes*

This is either NULL, or a NULL-terminated array of pointers to WFSPINATTRIBUTES structures specifying the combination of attributes supported by the WFS\_CMD\_PIN\_IMPORT\_KEY\_340 command for the key used for verification before importing the key.

```
typedef struct _wfs_pin_attributes
{
    BYTE                bKeyUsage[2];
    BYTE                bAlgorithm;
    BYTE                bModeOfUse;
    DWORD               dwCryptoMethod;
} WFSPINATTRIBUTES, *LPWFSPINATTRIBUTES;
```

There is one structure for each attribute combination that is supported by the Service Provider. In each structure, each of the four parameters will have only one value set in each.

#### *bKeyUsage*

Specifies the key usages supported by the WFS\_CMD\_PIN\_IMPORT\_KEY\_340 command as one of the following values:

Value	Meaning
'M0'	ISO 16609 MAC Algorithm 1 (using TDEA).

'M1'	ISO 9797-1 MAC Algorithm 1.
'M2'	ISO 9797-1 MAC Algorithm 2.
'M3'	ISO 9797-1 MAC Algorithm 3.
'M4'	ISO 9797-1 MAC Algorithm 4.
'M5'	ISO 9797-1:1999 MAC Algorithm 5.
'M6'	ISO 9797-1:2011 MAC Algorithm 5/CMAC.
'M7'	HMAC.
'M8'	ISO9797-1:2011 MAC Algorithm 6.
'S0'	Asymmetric key pair for digital signature.
'S1'	Asymmetric key pair, CA key.
'S2'	Asymmetric key pair, nonX9.24 key.

Numeric values Reserved for proprietary use. A key check value does not have a usage, so the *bKeyUsage* should be '00' when specifying a key check value.

*bAlgorithm*

Specifies the encryption algorithms supported by the WFS\_CMD\_PIN\_IMPORT\_KEY\_340 command as one of the following values:

Value	Meaning
'A'	AES
'D'	DEA
'R'	RSA
'T'	Triple DEA (also referred to as TDEA)
Numeric values	Reserved for proprietary use

*bModeOfUse*

Specifies the encryption modes supported by the WFS\_CMD\_PIN\_IMPORT\_KEY\_340 command as one of the following values:

Value	Meaning
'V'	Verify Only
Numeric values	Reserved for proprietary use

*dwCryptoMethod*

This parameter specifies the cryptographic method that will be used with the encryption algorithm specified by *bAlgorithm*.

If *bAlgorithm* is 'A', 'D', or 'T' and *bKeyUsage* is a MAC usage (i.e. 'M1'), then *dwCryptoMethod* must be 0.

If *bAlgorithm* is 'A', 'D', or 'T' and *bKeyUsage* is '00', then *dwCryptoMethod* can be one of the following values:

Value	Meaning
WFS_PIN_KCVNONE	There is no key check value verification required.
WFS_PIN_KCVSELF	The key check value (KCV) is created by an encryption of the key with itself.
WFS_PIN_KCVZERO	The key check value (KCV) is created by encrypting a zero value with the key.

If *bAlgorithm* is 'R' and *bKeyUsage* is not '00', then *dwCryptoMethod* can be one of the following values:

Value	Meaning
WFS_PIN_SIGN_NA	No signature algorithm specified. No signature verification will take place and the content of <i>lpxVerificationData</i> must be NULL.
WFS_PIN_SIGN_RSASSA_PKCS1_V1_5	Use the RSASSA-PKCS1-v1.5 algorithm.
WFS_PIN_SIGN_RSASSA_PSS	Use the RSASSA-PSS algorithm.



One or more of the following flags must be specified in combination with one of the signature verification methods.

Value	Meaning
WFS_PIN_SIGNHASH_SHA1	The SHA 1 digest algorithm.
WFS_PIN_SIGNHASH_SHA256	The SHA 256 digest algorithm, as defined in ISO/IEC 10118-3:2004 [Ref. 40] and FIPS 180-2 [Ref. 41].

**Error Codes** Only the generic error codes defined in [Ref. 1] can be generated by this command.

**Comments** Applications which require or expect specific information to be present in the *lpzExtra* parameter may not be device or vendor-independent.

### 4.3 WFS\_INF\_PIN\_KEY\_DETAIL

---

**Description** This command returns detailed information about the keys in the encryption module. This command will also return information on symmetric keys loaded during manufacture that can be used by applications. If a public or private key name is specified this command will return WFS\_ERR\_PIN\_KEYNOTFOUND. If the application wants all keys returned, then all keys except the public and private keys are returned.

Details relating to the keys loaded using OPT (via the ZKA WFS\_PIN\_PROTISOPS protocol) are retrieved using the ZKA WFS\_PIN\_PROTHSMLDI protocol. These keys are not reported by this command. Applications should use WFS\_INF\_PIN\_KEY\_DETAIL\_340.

**Input Param** LPSTR lpsKeyName;

*lpsKeyName*

Name of the key for which detailed information is requested. If NULL, detailed information about all the keys in the encryption module is returned.

**Output Param** LPWFSPINKEYDETAIL \*lppKeyDetail;

Pointer to a NULL-terminated array of pointers to WFSPINKEYDETAIL structures.

```
typedef struct _wfs_pin_key_detail
{
    LPSTR                lpsKeyName;
    WORD                fwUse;
    BOOL                bLoaded;
    LPWFSXDATA          lpxKeyBlockHeader;
} WFSPINKEYDETAIL, *LPWFSPINKEYDETAIL;
```

*lpsKeyName*

Specifies the name of the key.

*fwUse*

Specifies the type of access for which the key is used as a combination of the following flags:

Value	Meaning
WFS_PIN_USECRYPT	Key can be used for encryption/decryption.
WFS_PIN_USEFUNCTION	Key can be used for PIN functions.
WFS_PIN_USEMACING	Key can be used for MACing.
WFS_PIN_USEKEYENCKEY	Key is used as key encryption key.
WFS_PIN_USENODUPLICATE	Key can be imported only once.
WFS_PIN_USESVENCKEY	Key is used as CBC Start Value encryption key.
WFS_PIN_USECONSTRUCT	Key is under construction through the import of multiple parts. This value can be returned in combination with any of the other key usage flags (other than WFS_PIN_USESECURECONSTRUCT).
WFS_PIN_USESECURECONSTRUCT	Key is under construction through the import of multiple parts from a secure encryption key entry buffer. This value can be returned in combination with any of the other key usage flags (other than WFS_PIN_USECONSTRUCT).
WFS_PIN_USEANSTR31MASTER	Key is an ANS X9 TR-31 key block master key (see reference 35).

**WFS\_PIN\_USERRESTRICTEDKEYENCKEY** Key is used as WFS\_PIN\_USEKEYENCKEY key whose later subsequently derived keys inherit and are restricted to a single use. To express this the WFS\_PIN\_USERRESTRICTED-KEYENCKEY use must be combined with the use WFS\_PIN\_USEKEYENCKEY and must additionally be combined with the use that the later subsequently derived keys will have. See also examples in section [8.7](#).

*bLoaded*

Specifies whether the key has been loaded (imported from Application or locally from Operator).

*lpxKeyBlockHeader*

Contains the key block header of keys imported within an ANS TR-31 key block. This data is encoded in the same format that it was imported in, and contains all mandatory and optional header fields. *lpxKeyBlockHeader* is NULL if the key was not imported within a key block or has not been loaded yet. The *fwUse* field provides an accurate summary of the key use, but the use defined within the key block header is more precise. See the [TR-31 Key Use Appendix](#) for additional detail.

**Error Codes** In addition to the generic error codes defined in [Ref. 1], the following error codes can be generated by this command:

Value	Meaning
WFS_ERR_PIN_KEYNOTFOUND	The specified key name is not found.

**Comments** None.

## 4.4 WFS\_INF\_PIN\_FUNCKEY\_DETAIL

---

**Description** This command returns information about the names of the Function Keys supported by the device. Location information is also returned for the supported FDKs (Function Descriptor Keys). This includes screen overlay FDKs.

This command should be issued before the first call to WFS\_CMD\_PIN\_GET\_PIN or WFS\_CMD\_PIN\_GET\_DATA to determine which Function Keys (FKs) and Function Descriptor Keys (FDKs) are available and where the FDKs are located. Then, in these two commands, they can then be specified as Active and Terminate keys and options on the customer screen can be aligned with the active FDKs.

Note: As this command can only return FDK positions, its use on ETS devices (see WFS\_PINCAPS *fwType*) is limited. Therefore, for maximum compatibility, it is recommended that the WFS\_INF\_PIN\_GET\_LAYOUT command be used in preference to this command.

**Input Param** LPULONG lpulFDKMask;

*lpulFDKMask*

Mask for the FDKs for which additional information is requested.

If 0x00000000, only information about function keys is returned.

If 0xFFFFFFFF, information about all the supported FDKs is returned.

**Output Param** LPWFSPINFUNCKEYDETAIL lpFuncKeyDetail;

```
typedef struct _wfs_pin_func_key_detail
{
    ULONG                ulFuncMask;
    USHORT               usNumberFDKs;
    LPWFSPINFDK         *lppFDKs;
} WFS_PINFUNCKEYDETAIL, *LPWFSPINFUNCKEYDETAIL;
```

*ulFuncMask*

Specifies the function keys available for this physical device as a combination of the following flags. The defines WFS\_PIN\_FK\_0 through WFS\_PIN\_FK\_9 correspond to numeric digits:

WFS_PIN_FK_0	(numeric digit 0)
WFS_PIN_FK_1	(numeric digit 1)
WFS_PIN_FK_2	(numeric digit 2)
WFS_PIN_FK_3	(numeric digit 3)
WFS_PIN_FK_4	(numeric digit 4)
WFS_PIN_FK_5	(numeric digit 5)
WFS_PIN_FK_6	(numeric digit 6)
WFS_PIN_FK_7	(numeric digit 7)
WFS_PIN_FK_8	(numeric digit 8)
WFS_PIN_FK_9	(numeric digit 9)
WFS_PIN_FK_ENTER	
WFS_PIN_FK_CANCEL	
WFS_PIN_FK_CLEAR	
WFS_PIN_FK_BACKSPACE	
WFS_PIN_FK_HELP	
WFS_PIN_FK_DECPOINT	
WFS_PIN_FK_00	
WFS_PIN_FK_000	
WFS_PIN_FK_RES1	(reserved for future use)
WFS_PIN_FK_RES2	(reserved for future use)
WFS_PIN_FK_RES3	(reserved for future use)
WFS_PIN_FK_RES4	(reserved for future use)
WFS_PIN_FK_RES5	(reserved for future use)
WFS_PIN_FK_RES6	(reserved for future use)
WFS_PIN_FK_RES7	(reserved for future use)
WFS_PIN_FK_RES8	(reserved for future use)

The remaining 6 bit masks may be used as vendor dependent keys.

WFS\_PIN\_FK\_OEM1

WFS\_PIN\_FK\_OEM2

WFS\_PIN\_FK\_OEM3  
 WFS\_PIN\_FK\_OEM4  
 WFS\_PIN\_FK\_OEM5  
 WFS\_PIN\_FK\_OEM6

*usNumberFDKs*

This value indicates the number of FDK structures returned. Only supported FDKs are returned.

*lppFDKs*

Pointer to an array of pointers to WFSPINFDK structures. It is the responsibility of the application to identify the mapping between the FDK code and the physical location of the FDK. *lppFDKs* is NULL if no FDKs are requested or supported.

```
typedef struct _wfs_pin_fdk
{
    ULONG                ulFDK;
    USHORT               usXPosition;
    USHORT               usYPosition;
} WFSPINFDK, *LPWFSPINFDK;
```

*ulFDK*

Specifies the code returned by this FDK, defined as one of the following values:

WFS\_PIN\_FK\_FDK01  
 WFS\_PIN\_FK\_FDK02  
 WFS\_PIN\_FK\_FDK03  
 WFS\_PIN\_FK\_FDK04  
 WFS\_PIN\_FK\_FDK05  
 WFS\_PIN\_FK\_FDK06  
 WFS\_PIN\_FK\_FDK07  
 WFS\_PIN\_FK\_FDK08  
 WFS\_PIN\_FK\_FDK09  
 WFS\_PIN\_FK\_FDK10  
 WFS\_PIN\_FK\_FDK11  
 WFS\_PIN\_FK\_FDK12  
 WFS\_PIN\_FK\_FDK13  
 WFS\_PIN\_FK\_FDK14  
 WFS\_PIN\_FK\_FDK15  
 WFS\_PIN\_FK\_FDK16  
 WFS\_PIN\_FK\_FDK17  
 WFS\_PIN\_FK\_FDK18  
 WFS\_PIN\_FK\_FDK19  
 WFS\_PIN\_FK\_FDK20  
 WFS\_PIN\_FK\_FDK21  
 WFS\_PIN\_FK\_FDK22  
 WFS\_PIN\_FK\_FDK23  
 WFS\_PIN\_FK\_FDK24  
 WFS\_PIN\_FK\_FDK25  
 WFS\_PIN\_FK\_FDK26  
 WFS\_PIN\_FK\_FDK27  
 WFS\_PIN\_FK\_FDK28  
 WFS\_PIN\_FK\_FDK29  
 WFS\_PIN\_FK\_FDK30  
 WFS\_PIN\_FK\_FDK31  
 WFS\_PIN\_FK\_FDK32

*usXPosition*

For FDKs, specifies the screen position the FDK relates to. This position is relative to the Left Hand side of the screen expressed as a percentage of the width of the screen.

For FDKs along the side of the screen this will be 0 (left side) or 100 (right side, user's view).

*usYPosition*

For FDKs, specifies the screen position the FDK relates to. This position is relative to the top of the screen expressed as a percentage of the height of the screen.

For FDKs above or below the screen this will be 0 (above) or 100 (below).

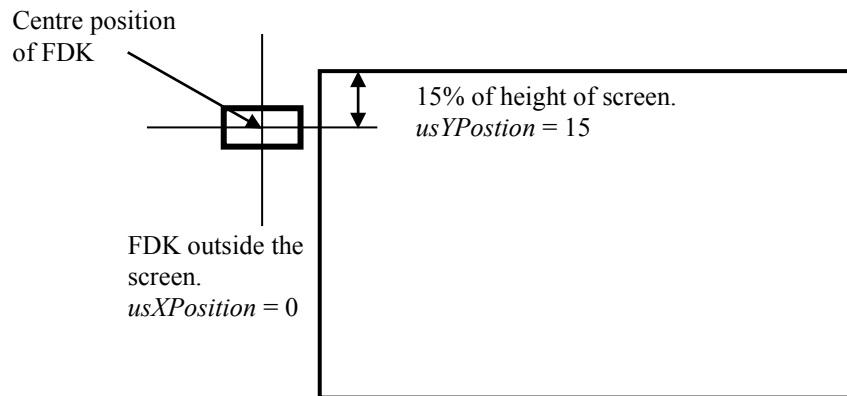


Diagram: Shows how *usXPosition* and *usYPosition* are set.

**Error Codes** Only the generic error codes defined in [Ref. 1] can be generated by this command.

**Comments** None.

## 4.5 WFS\_INF\_PIN\_HSM\_TDATA

---

<b>Description</b>	This function returns the current HSM terminal data. The data is returned as a series of “tag/length/value” items.
<b>Input Param</b>	None.
<b>Output Param</b>	LPWFSXDATA lpxTData; <i>lpxTData</i> Contains the parameter settings as a series of “tag/length/value” items with no separators. See command WFS_CMD_PIN_HSM_SET_TDATA for the tags supported.
<b>Error Codes</b>	Only the generic error codes defined in [Ref. 1] can be generated by this command.
<b>Comments</b>	None.

## 4.6 WFS\_INF\_PIN\_KEY\_DETAIL\_EX

---

**Description** This command returns extended detailed information about the keys in the encryption module, including DES, DUKPT, private and public keys. This command will also return information on all keys loaded during manufacture that can be used by applications.

Details relating to the keys loaded using OPT (via the ZKA WFS\_PIN\_PROTISOPS protocol) are retrieved using the ZKA WFS\_PIN\_PROTHSMLDI protocol. These keys are not reported by this command. Applications should use WFS\_INF\_PIN\_KEY\_DETAIL\_340.

**Input Param** LPSTR lpsKeyName;

*lpsKeyName*

Name of the key for which detailed information is requested. If NULL, detailed information about all the keys in the encryption module is returned.

**Output Param** LPWFSPINKEYDETAILEX \*lppKeyDetailEx;

Pointer to a null-terminated array of pointers to WFSPINKEYDETAILEX structures.

```
typedef struct _wfs_pin_key_detail_ex
{
    LPSTR                lpsKeyName;
    DWORD               dwUse;
    BYTE                bGeneration;
    BYTE                bVersion;
    BYTE                bActivatingDate[4];
    BYTE                bExpiryDate[4];
    BOOL               bLoaded;
    LPWFSPINKEYDETAILEX *lpxKeyBlockHeader;
} WFSPINKEYDETAILEX, *LPWFSPINKEYDETAILEX;
```

*lpsKeyName*

Specifies the name of the key.

*dwUse*

Specifies the type of access for which the key is used as a combination of the following flags:

Value	Meaning
WFS_PIN_USECRYPT	Key can be used for encryption/decryption.
WFS_PIN_USEFUNCTION	Key can be used for PIN functions.
WFS_PIN_USEEMACING	Key can be used for MACing.
WFS_PIN_USEKEYENCKEY	Key is used as key encryption key.
WFS_PIN_USENODUPLICATE	Key can be imported only once.
WFS_PIN_USESVENCKEY	Key is used as CBC Start Value encryption key.
WFS_PIN_USEPINLOCAL	Key is used only for local PIN check.
WFS_PIN_USERSAPUBLIC	Key is used as a public key for RSA encryption including EMV PIN block creation.
WFS_PIN_USERSAPRIVATE	Key is used as a private key for RSA decryption.
WFS_PIN_USERSAPRIVATESIGN	Key is used as a private key for RSA Signature generation. Only data generated within the device can be signed.
WFS_PIN_USECHIPINFO	Key is used as KGK <sub>INFO</sub> key (only ZKA standard).
WFS_PIN_USECHIPPIN	Key is used as KGK <sub>PIN</sub> key (only ZKA standard).
WFS_PIN_USECHIPPS	Key is used as K <sub>PS</sub> key (only ZKA standard).
WFS_PIN_USECHIPMAC	Key is used as K <sub>MAC</sub> key (only ZKA standard).
WFS_PIN_USECHIPLT	Key is used as KGK <sub>LT</sub> key (only ZKA standard).
WFS_PIN_USECHIPMACLZ	Key is used as K <sub>PACMAC</sub> key (only ZKA standard).



WFS_PIN_USECHIPMACAZ	Key is used as K <sub>MASTER</sub> key (only ZKA standard).
WFS_PIN_USERSAPUBLICVERIFY	Key is used as a public key for RSA signature verification and/or data decryption.
WFS_PIN_USECONSTRUCT	Key is under construction through the import of multiple parts. This value can be returned in combination with any one of the other key usage flags (other than WFS_PIN_USESECURECONSTRUCT).
WFS_PIN_USESECURECONSTRUCT	Key is under construction through the import of multiple parts from a secure encryption key entry buffer. This value can be returned in combination with any of the other key usage flags (other than WFS_PIN_USECONSTRUCT).
WFS_PIN_USEANSTR31MASTER	Key is an ANS X9 TR-31 key block master key (see reference 35).
WFS_PIN_USEPINREMOTE	Key is used only for PIN block creation.
WFS_PIN_USERESTRICTEDKEYENCKEY	Key is used as WFS_PIN_USEKEYENCKEY key whose later subsequently derived keys inherit and are restricted to a single use. To express this the WFS_PIN_USERESTRICTED-KEYENCKEY use must be combined with the use WFS_PIN_USEKEYENCKEY and must additionally be combined with the use that the later subsequently derived keys will have. See also examples in section 8.7.
WFS_PIN_USEKEYDERKEY	Key is a key derivation key (see reference 45). This value must be combined with the use that later subsequently derived keys have e.g. if the key is an Initial PIN Encrypt Key (IPEK), this value must be combined with WFS_PIN_USEREMOTE and optionally WFS_PIN_USEFUNCTION. If the optional Data and Mac keys are supported, this value must be combined with WFS_PIN_USECRYPT and WFS_PIN_USEMACING.

*bGeneration*

Specifies the generation of the key as BCD value. Different generations might correspond to different environments (e.g. test or production environment). The content is vendor specific. This value will be 0xFF if no such information is available for the key.

*bVersion*

Specifies the version of the key (the year in which the key is valid, e.g. 01 for 2001) as BCD value. This value will be 0xFF if no such information is available for the key.

*bActivatingDate*

Specifies the date when the key is activated as BCD value in the format YYYYMMDD. This value will be 0xFFFFFFFF if no such information is available for the key.

*bExpiryDate*

Specifies the date when the key expires as BCD value in the format YYYYMMDD. This value will be 0xFFFFFFFF if no such information is available for the key.

*bLoaded*

Specifies whether the key has been loaded (imported from Application or locally from Operator).

*lpxKeyBlockHeader*

Contains the key block header of keys imported within an ANS TR-31 key block. This data is encoded in the same format that it was imported in, and contains all mandatory and optional header fields. *lpxKeyBlockHeader* is NULL if the key was not imported within a key block or has not been loaded yet. The *dwUse* field provides an accurate summary of the key use, but the use defined within the key block header is more precise. See the [TR-31 Key Use Appendix](#) for additional detail.

**Error Codes** In addition to the generic error codes defined in [Ref. 1], the following error codes can be generated by this command:

<u>Value</u>	<u>Meaning</u>
WFS_ERR_PIN_KEYNOTFOUND	The specified key name is not found.

**Comments** When the encryption module contains a public/private key-pair, only the private part of the key will be reported. Every private key in the encryption module will always have a corresponding public key with the same name. The public key can be exported with WFS\_CMD\_PIN\_EXPORT\_EPP\_SIGNED\_ITEM.

## 4.7 WFS\_INF\_PIN\_SECUREKEY\_DETAIL

**Description** This command reports the secure key entry method used by the device. This allows an application to enable the relevant keys and inform the user how to enter the hex digits 'A' to 'F', e.g. by displaying an image indicating which key pad locations correspond to the 16 hex digits and/or shift key. It reports the following information:

- The secure key entry mode (uses a shift key to access the hex digit 'A' to 'F' or each hex digit has a specific key assigned to it).
- The function keys and FDKs available during secure key entry.
- The FDKs that are configured as function keys (Enter, Cancel, Clear and Backspace).
- The physical keyboard layout.

The keys that are active during the secure key entry command are vendor specific but must be sufficient to enter a secure encryption key. On some systems a unique key is assigned to each encryption key digit. On some systems encryption key digits are entered by pressing a shift key and then a numeric digit, e.g. to enter 'A' the shift key (WFS\_PIN\_FK\_SHIFT) is pressed followed by the zero key (WFS\_PIN\_FK\_0). On these systems WFS\_PIN\_FK\_SHIFT is not returned to the application in a WFS\_EXEE\_PIN\_KEY event. The exact behavior of the shift key is vendor dependent, some devices will require the shift to be used before every key and some may require the shift key to enter and exit shift mode.

There are many different styles of PIN pads in operation. Most have a regular shape with all keys having the same size and are laid out in a regular matrix. However, some devices have a layout with keys of different sizes and different numbers of keys on some rows and columns. This command returns information that allows an application to provide user instructions and an image of the keyboard layout to assist with key entry.

Note: As this command is geared to use with devices with Physical Keys e.g. key position and size are measured using the range 1 – 1000 and *fwKeyEntryMode* expresses layout in terms of regular and irregular, it's use on ETS devices (see WFS\_PINCAPS *fwType*) is limited. Therefore, for maximum compatibility, it is recommended that the WFS\_INF\_PIN\_GET\_LAYOUT command be used in preference to this command.

**Input Param** None.

**Output Param** LPWFSPINSECUREKEYDETAIL lpSecureKeyDetail;

```
typedef struct _wfs_pin_secure_key_detail
{
    WORD                fwKeyEntryMode;
    LPWFSPINFUNCKEYDETAIL lpFuncKeyDetail;
    ULONG               ulClearFDK;
    ULONG               ulCancelFDK;
    ULONG               ulBackspaceFDK;
    ULONG               ulEnterFDK;
    WORD                wColumns;
    WORD                wRows;
    LPWFSPINHEXKEYS    *lppHexKeys;
} WFSPINSECUREKEYDETAIL, *LPWFSPINSECUREKEYDETAIL;
```

*fwKeyEntryMode*

Specifies the method to be used to enter the encryption key digits (including 'A' to 'F') during secure key entry. The value can be one of the following.

Value	Meaning
WFS_PIN_SECUREKEY_NOTSUPP	Secure key entry is not supported, all other parameters are undefined.

WFS_PIN_SECUREKEY_REG_SHIFT	Secure key hex digits 'A' - 'F' are accessed through the shift key. Digits 'A' - 'F' are accessed through the shift key followed by one of the other function keys. The keys associated with 'A' to 'F' are defined within the <i>lppHexKeys</i> parameter. The keyboard has a regular shaped key layout where all rows have the same number of keys and all columns have the same number of keys, e.g. 5x4. The <i>lppHexKeys</i> parameter must contain one entry for each key on the PIN pad (i.e. the product of <i>wRows</i> by <i>wColumns</i> ).
WFS_PIN_SECUREKEY_IRREG_SHIFT	Secure key hex digits 'A' - 'F' are accessed through the shift key. Digits 'A' - 'F' are accessed through the shift key followed by one of the other function keys. The keys associated with 'A' to 'F' are defined within the <i>lppHexKeys</i> parameter. The keyboard has an irregular shaped key layout, e.g. there are more or less keys on one row or column than on the others. The <i>lppHexKeys</i> parameter must contain one entry for each key on the PIN pad.
WFS_PIN_SECUREKEY_REG_UNIQUE	Secure key hex digits are accessed through specific keys assigned to each hex digit. The keyboard has a regular shaped key layout where all rows have the same number of keys and all columns have the same number of keys, e.g. 5x4. The <i>lppHexKeys</i> parameter must contain one entry for each key on the PIN pad (i.e. the product of <i>wRows</i> by <i>wColumns</i> ).
WFS_PIN_SECUREKEY_IRREG_UNIQUE	Secure key hex digits are accessed through specific keys assigned to each hex digit. The keyboard has an irregular shaped key layout, e.g. there are more or less keys on one row or column than on the others. The <i>lppHexKeys</i> must contain one entry for each key on the PIN pad.

*lpFuncKeyDetail*

Contains information about the Function Keys and FDKs supported by the device while in secure key entry mode. This structure is the same as the output structure of the WFS\_INF\_PIN\_FUNCKEY\_DETAIL command with information always returned for every FDK valid during secure key entry. It describes the function keys that represent the hex digits and shift key, but also reports any other keys that can be enabled while in secure key entry mode.

The double zero, triple zero and decimal point function keys are not valid during secure key entry so are never reported.

On a PIN pad where the physical Enter, Clear, Cancel and Backspace keys are used for hex digits (e.g. WFS\_PIN\_SECUREKEY\_REG\_UNIQUE mode), the logical function keys WFS\_PIN\_FK\_ENTER, WFS\_PIN\_FK\_CLEAR, WFS\_PIN\_FK\_CANCEL and WFS\_PIN\_FK\_BACKSPACE will not be reported by this command (unless there is another physical key offering this functionality).

In addition to the existing definition for WFS\_INF\_PIN\_FUNCKEY\_DETAIL, the following definitions replace function keys WFS\_PIN\_FK\_RES1 to WFS\_PIN\_FK\_RES7:

WFS_PIN_FK_A	(hex digit A)
WFS_PIN_FK_B	(hex digit B)
WFS_PIN_FK_C	(hex digit C)
WFS_PIN_FK_D	(hex digit D)
WFS_PIN_FK_E	(hex digit E)

WFS_PIN_FK_F	(hex digit F)
WFS_PIN_FK_SHIFT	(Shift key used during hex entry)

*ulClearFDK*

The FDK code mask reporting any FDKs associated with Clear. If this field is zero then Clear through an FDK is not supported, otherwise the bit mask reports which FDKs are associated with Clear.

*ulCancelFDK*

The FDK code mask reporting any FDKs associated with Cancel. If this field is zero then Cancel through an FDK is not supported, otherwise the bit mask reports which FDKs are associated with Cancel.

*ulBackspaceFDK*

The FDK code mask reporting any FDKs associated with Backspace. If this field is zero then Backspace through an FDK is not supported, otherwise the bit mask reports which FDKs are associated with Backspace.

*ulEnterFDK*

The FDK code mask reporting any FDKs associated with Enter. If this field is zero then Enter through an FDK is not supported, otherwise the bit mask reports which FDKs are associated with Enter.

*wColumns*

Specifies the maximum number of columns on the PIN pad (the columns are defined by the x coordinate values within the *lppHexKeys* structure below). When the *fwKeyEntryMode* parameter represents an irregular shaped keyboard the *wRows* and *wColumns* parameters define the ratio of the width to height, i.e. square if the parameters are the same or rectangular if *wColumns* is larger than *wRows*, etc.

*wRows*

Specifies the maximum number of rows on the PIN pad (the rows are defined by the y co-ordinate values within the *lppHexKeys* structure below). When the *fwKeyEntryMode* parameter represents an irregular shaped keyboard the *wRows* and *wColumns* parameters define the ratio of the width to height, i.e. square if the parameters are the same or rectangular if *wColumns* is larger than *wRows*, etc.

*lppHexKeys*

A NULL-terminated array of pointers to WFSPINHEXKEYS structures describing the physical keys on the PIN pad, it does not include FDKs.

```
typedef struct _wfs_pin_hex_keys
{
    USHORT          usXPos;
    USHORT          usYPos;
    USHORT          usXSize;
    USHORT          usYSize;
    ULONG           ulFK;
    ULONG           ulShiftFK;
} WFSPINHEXKEYS, *LPWFSPINHEXKEYS;
```

This array defines the keys associated with the hex digits. Each structure entry describes the position, size and function key associated with a key. This data must be returned by the Service Provider. This array represents the PIN pad keys ordered left to right and top to bottom.

*usXPos*

Specifies the position of the top left corner of the FK relative to the left hand side of the keyboard expressed as a value between 0 and 999, where 0 is the left edge and 999 is the right edge.

*usYPos*

Specifies the position of the top left corner of the FK relative to the top of the keyboard expressed as a value between 0 and 999, where 0 is the top edge and 999 is the bottom edge.

*usXSize*

Specifies the FK width expressed as a value between 1 and 1000, where 1 is the smallest possible size and 1000 is the full width of the keyboard.

*usYSize*

Specifies the FK height expressed as a value between 1 and 1000, where 1 is the smallest possible size and 1000 is the full height of the keyboard.

*ulFK*

Specifies the FK code associated with the physical key in non shifted mode, WFS\_PIN\_FK\_UNUSED if the key is not used.

*ulShiftFK*

Specifies the FK code associated with the physical key in shifted mode, WFS\_PIN\_FK\_UNUSED if the key is not used in shifted mode. This field will always be WFS\_PIN\_FK\_UNUSED when the *fwKeyEntryMode* parameter indicates that keyboard does not use a shift mode.

**Error Codes** Only the generic error codes defined in [Ref. 1] can be generated by this command.

**Comments** Examples keyboard layouts are provided in section [8.6](#) to explain the use of the *lppHexKeys* parameter. In addition section [8.6](#) also provides an example of a command flow required to enter encryption keys securely.

## 4.8 WFS\_INF\_PIN\_QUERY\_LOGICAL\_HSM\_DETAIL

---

**Description** This command reports the ZKA logical HSMs available within the EPP. It also reports which logical HSM is currently active.

**Input Param** None.

**Output Param** LPWFSPINHSMDETAIL lpHSMDetail;

```
typedef struct _wfs_pin_hsm_detail
{
    WORD                    wActiveLogicalHSM;
    LPWFSPINHSMINFO        *lppHSMInfo;
} WFSPINHSMDETAIL, *LPWFSPINHSMDETAIL;
```

### *wActiveLogicalHSM*

Specifies the serial number of the logical HSM that is currently active. This value is the HSM serial number (tag CB in the HSM TDATA) encoded as a normal binary value (i.e. it is not a BCD). If no logical HSMs are present or logical HSMs are not supported then this value is zero.

### *lppHSMInfo*

Pointer to a NULL terminated array of pointers to WFSPINHSMINFO structures (one for each logical HSM). A NULL pointer is returned if no logical HSMs are supported/present.

```
typedef struct _wfs_pin_hsm_info
{
    WORD                    wHSMSerialNumber;
    LPSTR                   lpsZKAID;
} WFSPINHSMINFO, *LPWFSPINHSMINFO;
```

### *wHSMSerialNumber*

Specifies the Serial Number of the Logical HSM (tag CB in the HSM TDATA). This value is encoded as a normal binary value (i.e. it is not a BCD).

### *lpsZKAID*

A null-terminated string containing the ZKA ID of the logical HSM (defined by tag CC in the HSM TDATA). The characters in the string are EBCDIC characters.

**Error Codes** Only the generic error codes defined in [Ref. 1] can be generated by this command.

**Comments** None.

## 4.9 WFS\_INF\_PIN\_QUERY\_PCIPTS\_DEVICE\_ID

---

<b>Description</b>	This command is used to report information in order to verify the PCI Security Standards Council PIN transaction security (PTS) certification held by the PIN device. The command provides detailed information in order to verify the certification level of the device. Support of this command by the Service Provider does not imply in anyway the certification level achieved by the device.
<b>Input Param</b>	None.
<b>Output Param</b>	<p>LPWFSPINPCIPTSDEVICEID lpPCIPTSDeviceId;</p> <pre>typedef struct _wfs_pin_pcipts_deviceid {     LPSTR                lpzManufacturerIdentifier;     LPSTR                lpzModelIdentifier;     LPSTR                lpzHardwareIdentifier;     LPSTR                lpzFirmwareIdentifier;     LPSTR                lpzApplicationIdentifier; } WFSPINPCIPTSDEVICEID, *LPWFSPINPCIPTSDEVICEID;</pre> <p><i>lpzManufacturerIdentifier</i> Returns an ASCII string containing the manufacturer identifier of the PIN device. This value is NULL if the manufacturer identifier is not available. This field is distinct from the HSM key pair that may be reported in the <i>lpzExtra</i> field by the WFS_INF_PIN_CAPABILITIES command.</p> <p><i>lpzModelIdentifier</i> Returns an ASCII string containing the model identifier of the PIN device. This value is NULL if the model identifier is not available.</p> <p><i>lpzHardwareIdentifier</i> Returns an ASCII string containing the hardware identifier of the PIN device. This value is NULL if the hardware identifier is not available.</p> <p><i>lpzFirmwareIdentifier</i> Returns an ASCII string containing the firmware identifier of the PIN device. This value is NULL if the firmware identifier is not available.</p> <p><i>lpzApplicationIdentifier</i> Returns an ASCII string containing the application identifier of the PIN device. This value is NULL if the application identifier is not available.</p>
<b>Error Codes</b>	Only the generic error codes defined in [Ref. 1] can be generated by this command.
<b>Comments</b>	The string contained in <i>lpzManufacturerIdentifier</i> , <i>lpzModelIdentifier</i> , <i>lpzHardwareIdentifier</i> , <i>lpzFirmwareIdentifier</i> , and <i>lpzApplicationIdentifier</i> are expected to match those submitted to the PCI Security Standards Council in order for the certification level to be determined. The PCI PTS certification levels for PIN devices are available on the PCI Security Standards Council website (see Reference 37).



## 4.10 WFS\_INF\_PIN\_GET\_LAYOUT

**Description** This command allows an application to retrieve layout information for any PIN device. Either one layout or all defined layouts can be retrieved with a single request of this command.

There can be a layout for each of the different types of keyboard entry modes, if the vendor and the hardware support these different methods. The types of keyboard entry modes are (1) Data Entry mode which corresponds to the WFS\_CMD\_PIN\_GET\_DATA command, (2) PIN Entry mode which corresponds to the WFS\_CMD\_PIN\_GET\_PIN command, and (3) Secure Key Entry mode which corresponds to the WFS\_CMD\_PIN\_SECUREKEY\_ENTRY command. The layouts can be preloaded into the device, if the device supports this, or a single layout can be loaded into the device immediately prior to the keyboard command being requested.

**Input Param** LPWFSPINGETLAYOUT lpGetLayout;

```
typedef struct _wfs_pin_get_layout
{
    DWORD dwEntryMode;
} WFSPINGETLAYOUT, *LPWFSPINGETLAYOUT;
```

*dwEntryMode*

Specifies entry mode to be returned. It can be one of the following flags, or zero to return all supported entry modes:

Value	Meaning
WFS_PIN_LAYOUT_DATA	Specifies that the layout be applied to the WFS_CMD_PIN_GET_DATA entry method.
WFS_PIN_LAYOUT_PIN	Specifies that the layout be applied to the WFS_CMD_PIN_GET_PIN entry method.
WFS_PIN_LAYOUT_SECURE	Specifies that the layout be applied to the WFS_CMD_PIN_SECUREKEY_ENTRY entry method.

**Output Param** LPWFSPINLAYOUT \*lppLayout;

Pointer to a NULL-terminated array of pointers to WFSPINLAYOUT structures.

```
typedef struct _wfs_pin_layout
{
    DWORD dwEntryMode;
    USHORT usNumberOfFrames;
    LPWFSPINFRAME *lppFrames;
} WFSPINLAYOUT, *LPWFSPINLAYOUT;
```

*dwEntryMode*

Specifies entry mode to which the layout applies. It can be one of the following flags.

Value	Meaning
WFS_PIN_LAYOUT_DATA	Specifies that the layout be applied to the WFS_CMD_PIN_GET_DATA entry method.
WFS_PIN_LAYOUT_PIN	Specifies that the layout be applied to the WFS_CMD_PIN_GET_PIN entry method.
WFS_PIN_LAYOUT_SECURE	Specifies that the layout be applied to the WFS_CMD_PIN_SECUREKEY_ENTRY entry method.

*usNumberOfFrames*

This value indicates the number of WFSPINFRAME structures are included in the *lppFrames* parameter.

*lppFrames*

Pointer to an array of pointers to WFSPINFRAME structures. There can be one or more WFSPINFRAME structures included. A Physical Frame can **only** contain Physical Keys. It can contain Physical Keys positioned on the edge of the screen (for example, FDKs) or Physical Keys not positioned on the edge of the screen (for example EPP) but **cannot** contain both. A Touch Frame (see section 2.1) can **only** contain Touch Keys. To determine the frame type, *usFrameXSize* and *usFrameYSize* should be checked. Refer to the table in the Comments for the different types of frames, and see the diagram in the Comments for an example.

```
typedef struct _wfs_pin_frame
{
    USHORT        usFrameXPos;
    USHORT        usFrameYPos;
    USHORT        usFrameXSize;
    USHORT        usFrameYSize;
    WORD          wFloatAction;
    LPWFSPINFK   *lppFKs;
} WFSPINFRAME, *LPWFSPINFRAME;
```

*usFrameXPos*

If the frame contains Touch Keys, specifies the left edge of the frame as an offset from the left edge of the screen in pixels and will be less than the width of the screen.

If the frame contains Physical Keys on the boundary of the screen, specifies the left coordinate of the frame as an offset from the left edge of the screen in pixels and will be 0 or the width of the screen in pixels.

If the frame contains Physical Keys not positioned on the screen boundary, this value is 0.

*usFrameYPos*

If the frame contains Touch Keys, specifies the top edge of the frame as an offset from the top edge of the screen in pixels and will be less than the height of the screen.

If the frame contains Physical Keys on the boundary of the screen, specifies the top edge of the frame as an offset from the top edge of the screen in pixels and will be 0 or the height of the screen in pixels.

If the frame contains Physical Keys not positioned on the screen boundary, this value is 0.

*usFrameXSize*

If the frame contains Touch Keys, specifies the width of the frame in pixels and will be greater than 0 and less than the width of the screen minus *usFrameXPos*.

If the frame contains Physical Keys on the boundary of the screen, specifies the width of the frame in pixels and will be 0 or the width of the screen in pixels.

If the frame contains Physical Keys not positioned on the screen boundary, this value is 0.

*usFrameYSize*

If the frame contains Touch Keys, specifies the height of the frame in pixels and will be greater than 0 and less than the height of the screen minus *usFrameYPos*.

If the frame contains Physical Keys on the boundary of the screen, specifies the height of the frame in pixels and will be 0 or the height of the screen in pixels.

If the frame contains Physical Keys not positioned on the screen boundary, this value is 0.

*wFloatAction*

Specifies the type of float action as WFS\_PIN\_FLOAT\_NONE if the PIN device will not randomly shift the layout or else a combination of the following flags:

Value	Meaning
WFS_PIN_FLOATX	Specifies that the PIN device will randomly shift the layout in a horizontal direction. Applicable to ETS devices only.
WFS_PIN_FLOATY	Specifies that the PIN device will randomly shift the layout in a vertical direction. Applicable to ETS devices only.

For any non-ETS device, this value should be set to WFS\_PIN\_FLOAT\_NONE.

### *lppFKs*

Pointer to a NULL-terminated array of pointers to WFSPINFK structures defining details of the keys in the keyboard. See below.

```
typedef struct _wfs_pin_fk
{
    USHORT        usXPos;
    USHORT        usYPos;
    USHORT        usXSize;
    USHORT        usYSize;
    WORD          wKeyType;
    ULONG         ulFK;
    ULONG         ulShiftFK;
} WFSPINFK, *LPWFSPINFK;
```

### *usXPos*

Specifies the position of the left edge of the key relative to the left side of the frame. See the table in Comments for possible values.

### *usYPos*

Specifies the position of the top edge of the key relative to the top edge of the frame. See the table in Comments for possible values.

### *usXSize*

Specifies the key width. See the table in Comments for possible values.

### *usYSize*

Specifies the key height. See the table in Comments for possible values.

### *wKeyType*

Defines the type of XFS key definition value is represented by *ulFK* and *ulShiftFK*.

Value	Meaning
WFS_PIN_FK	Function Keys are being used.
WFS_PIN_FDK	Function Descriptor Keys are being used.

### *ulFK*

Specifies the FK code associated with the key in non-shifted mode, WFS\_PIN\_FK\_UNUSED if the key is not used.

### *ulShiftFK*

Specifies the FK code associated with the key in shifted mode, WFS\_PIN\_FK\_UNUSED if the key is not used in shifted mode.

**Error Codes** In addition to the generic error codes defined in [Ref. 1], the following error codes can be generated by this command:

Value	Meaning
WFS_ERR_PIN_MODENOTSUPPORTED	The specified entry mode is not supported.

**Events** None.

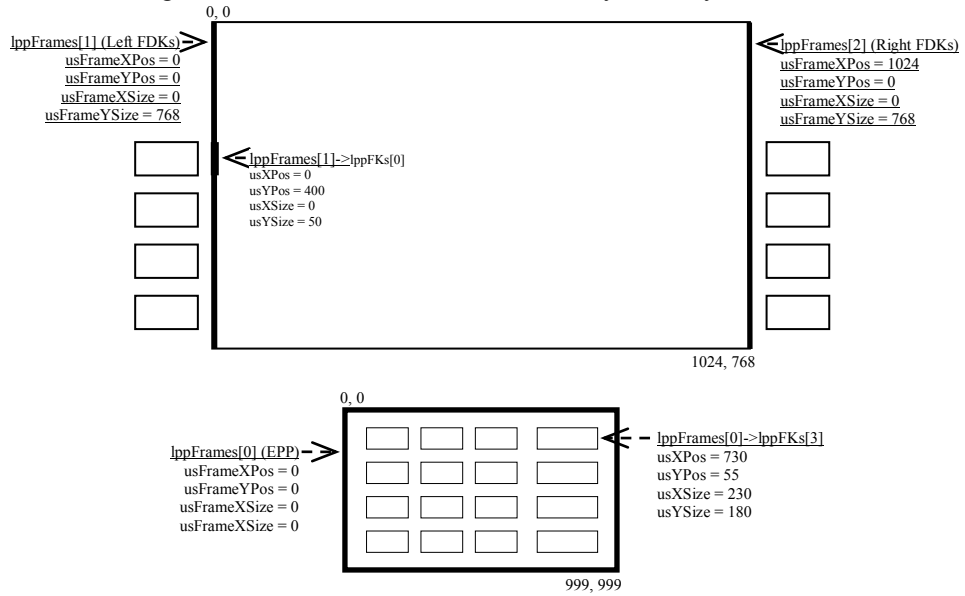
**Comments** The following table defines the possible size and position values that apply to each frame type.

Frame Type	WFSPINFRAME				WFSPINKEY			
	<i>usFrameXSize</i>	<i>usFrameYSize</i>	<i>usFrameXPos</i>	<i>usFrameYPos</i>	<i>usXSize</i>	<i>usYSize</i>	<i>usXPos</i>	<i>usYPos</i>
Physical Keys on EPP	0	0	0	0	1 to 1000 <sup>1</sup>	1 to 1000 <sup>2</sup>	0 to 999 <sup>3</sup>	0 to 999 <sup>4</sup>
Touch Keys on ETS	> 0	> 0	≥ 0	≥ 0	0 to ( <i>usFrameXSize</i> - <i>usXPos</i> )	0 to ( <i>usFrameYSize</i> - <i>usYPos</i> )	0 to <i>usFrameXSize</i>	0 to <i>usFrameYSize</i>
Physical Keys on Left	0	> 0	0	0	0	0 to	0	0 to

<b>Boundary of Screen</b>						$(usFrameYSize - usYPos)$		$usFrameYSize$
<b>Physical Keys on Right Boundary of Screen</b>	0	> 0	> 0	0	0	0 to $(usFrameYSize - usYPos)$	$usFrameXSize$	0 to $usFrameYSize$
<b>Physical Keys on Top Boundary of Screen</b>	> 0	0	0	0	0 to $(usFrameXSize - usXPos)$	0	0 to $usFrameXSize$	0
<b>Physical Keys on Bottom Boundary of Screen</b>	> 0	0	0	> 0	0 to $(usFrameXSize - usXPos)$	0	0 to $usFrameXSize$	$usFrameYSize$

- 1: 1 is the smallest possible size and 1000 is the full width of the frame
- 2: 1 is the smallest possible size and 1000 is the full height of the frame
- 3: 0 is the left edge and 999 is the right edge of the frame
- 4: 0 is the top edge and 999 is the bottom edge of the frame

The following diagram shows an example configuration consisting of an EPP and Physical FDKs to the left and right of the screen. 3 frames contain the Physical Keys.



## 4.11 WFS\_INF\_PIN\_KEY\_DETAIL\_340

**Description** This command returns extended detailed information about the keys in the encryption module, including DES, DUKPT, AES, RSA private and public keys. This command will also return information on all keys loaded during manufacture that can be used by applications.

Details relating to the keys loaded using OPT (via the ZKA WFS\_PIN\_PROTISOPS protocol) are retrieved using the ZKA WFS\_PIN\_PROTHSMLDI protocol. These keys are not reported by this command.

**Input Param** LPSTR lpsKeyName;

*lpsKeyName*

Name of the key for which detailed information is requested. If NULL, detailed information about all the keys in the encryption module is returned.

**Output Param** LPWFSPINKEYDETAIL340 \*lppKeyDetail340;

Pointer to a null-terminated array of pointers to WFSPINKEYDETAIL340 structures.

```
typedef struct _wfs_pin_key_detail_340
{
    LPSTR                lpsKeyName;
    BYTE                 bGeneration;
    BYTE                 bVersion;
    BYTE                 bActivatingDate[4];
    BYTE                 bExpiryDate[4];
    DWORD               fwLoaded;
    LPWFSPINKEYBLOCKINFO lpKeyBlockInfo;
} WFSPINKEYDETAIL340, *LPWFSPINKEYDETAIL340;
```

*lpsKeyName*

Specifies the name of the key.

*bGeneration*

Specifies the generation of the key as BCD value. Different generations might correspond to different environments (e.g. test or production environment). The content is vendor specific. This value will be 0xFF if no such information is available for the key.

*bVersion*

Specifies the version of the key (the year in which the key is valid, e.g. 01 for 2001) as BCD value. This value will be 0xFF if no such information is available for the key.

*bActivatingDate*

Specifies the date when the key is activated as BCD value in the format YYYYMMDD. This value will be expressed as 0xFF, 0xFF, 0xFF, 0xFF if no such information is available for the key.

*bExpiryDate*

Specifies the date when the key expires as BCD value in the format YYYYMMDD. This value will be 0xFFFFFFFF if no such information is available for the key.

*fwLoaded*

Specifies whether the key has been loaded (imported from Application or locally from Operator), as a combination of the following flags:

Value	Meaning
WFS_PIN_LOADED_NO	The key is not loaded or not ready to be used in cryptographic operations.
WFS_PIN_LOADED_YES	The key is loaded and ready to be used in cryptographic operations.
WFS_PIN_LOADED_UNKNOWN	The state of the key is unknown.
WFS_PIN_LOADED_CONSTRUCT	The key is under construction, meaning that at least one key part has been loaded but the key is not activated and ready to be used in other cryptographic operations. This flag can only be returned in combination with WFS_PIN_LOADED_NO.

*lpKeyBlockInfo*

Pointer to a WFSPINKEYBLOCKINFO structure.

```
typedef struct _wfs_pin_key_block_info
{
    BYTE                bKeyUsage[2];
    BYTE                bAlgorithm;
    BYTE                bModeOfUse;
    BYTE                bKeyVersionNumber[2];
    BYTE                bExportability;
    LPWFSXDATA         lpxOptionalBlockHeader;
    ULONG               ulKeyLength;
} WFSPINKEYBLOCKINFO, *LPWFSPINKEYBLOCKINFO;
```

*bKeyUsage*

Specifies the intended function of the key. See [Reference 35. ANS X9 TR-31 2018] for all possible values.

*bAlgorithm*

Specifies the algorithm for which the key may be used. See [Reference 35. ANS X9 TR-31 2018] for all possible values.

*bModeOfUse*

Specifies the operation that the key may perform. See [Reference 35. ANS X9 TR-31 2018] for all possible values.

*bKeyVersionNumber*

Specifies a two-digit ASCII character version number, which is optionally used to indicate that contents of the key block are a component, or to prevent re-injection of old keys. See [Reference 35. ANS X9 TR-31 2018] for all possible values.

*bExportability*

Specifies whether the key may be transferred outside of the cryptographic domain in which the key is found. See [Reference 35. ANS X9 TR-31 2018] for all possible values.

*lpxOptionalBlockHeader*

Contains any optional header blocks, as defined in [Reference 35. ANS X9 TR-31 2018]. This value will be NULL if there are no optional block headers.

*ulKeyLength*

Specifies the length, in bits, of the key. 0 if the key length is unknown.

**Error Codes** In addition to the generic error codes defined in [Ref. 1], the following error codes can be generated by this command:

Value	Meaning
WFS_ERR_PIN_KEYNOTFOUND	The specified key name is not found.

**Comments** None.

## 5. Execute Commands

---

### 5.1 Normal PIN Commands

---

The following commands are those commands that are used in a normal transaction with the encryptor.

#### 5.1.1 WFS\_CMD\_PIN\_CRYPT

---

**Description** The input data is either encrypted or decrypted using the specified or selected encryption mode. The available modes are defined in the WFS\_INF\_PIN\_CAPABILITIES command.

This command can also be used for random number generation.

Furthermore it can be used for Message Authentication Code generation (i.e. MACing). The input data is padded to the necessary length mandated by the encryption algorithm using the *bPadding* parameter. Applications can generate a MAC using an alternative padding method by pre-formatting the data passed and combining this with the standard padding method.

The Start Value (or Initialization Vector) should be able to be passed encrypted like the specified encryption/decryption key. It would therefore need to be decrypted with a loaded key so the name of this key must also be passed. However, both these parameters are optional.

In order to access maximum functionality, it is recommended that applications should use the WFS\_CMD\_PIN\_CRYPT\_340 command if the encryption mode being used is not random.

**Input Param** LPWFSPINCRYPT lpCrypt;

```
typedef struct _wfs_pin_crypt
{
    WORD                wMode;
    LPSTR               lpsKey;
    LPWFSXDATA          lpxKeyEncKey;
    WORD                wAlgorithm;
    LPSTR               lpsStartValueKey;
    LPWFSXDATA          lpxStartValue;
    BYTE                bPadding;
    BYTE                bCompression;
    LPWFSXDATA          lpxCryptData;
} WFSPINCRYPT, *LPWFSPINCRYPT;
```

*wMode*

If MACing then this parameter will be ignored, otherwise this parameter specifies the mode, values are one of the following:

Value	Meaning
WFS_PIN_MODEENCRYPT	Encrypt with key.
WFS_PIN_MODEDECRYPT	Decrypt with key.
WFS_PIN_MODERANDOM	An 8 byte random value shall be returned (in this case all the other input parameters are ignored).

This parameter does not apply to MACing.

*lpsKey*

Specifies the name of the stored key. This value is ignored, if *wMode* equals WFS\_PIN\_MODERANDOM.

*lpxKeyEncKey*

If NULL, *lpsKey* is used directly for encryption/decryption. Otherwise, *lpsKey* is used to decrypt (in ECB mode) the encrypted key passed in *lpxKeyEncKey* and the result is used for encryption/decryption. Users of this specification must adhere to local regulations when using Triple DES. This value is ignored, if *wMode* equals WFS\_PIN\_MODERANDOM.

*wAlgorithm*

Specifies the encryption algorithm. Possible values are those described in WFS\_INF\_PIN\_CAPABILITIES. This value is ignored, if *wMode* equals WFS\_PIN\_MODERANDOM.

*lpsStartValueKey*

Specifies the name of the stored key used to decrypt the *lpxStartValue* to obtain the Initialization Vector. If this parameter is NULL, *lpxStartValue* is used as the Initialization Vector. This value is ignored, if *wMode* equals WFS\_PIN\_MODERANDOM.

*lpxStartValue*

DES and Triple DES initialization vector for CBC / CFB encryption and MACing. If this parameter is NULL the default value for CBC / CFB / MAC is 16 hex digits 0x0. This value is ignored, if *wMode* equals WFS\_PIN\_MODERANDOM.

*bPadding*

Specifies the padding character. The padding character is a full byte, e.g. 0xFF. This value is ignored, if *wMode* equals WFS\_PIN\_MODERANDOM. The valid range is 0x00 to 0xFF.

*bCompression*

Specifies whether data is to be compressed (blanks removed) before building the MAC. If *bCompression* is 0x00 no compression is selected, otherwise *bCompression* holds the representation of the blank character (e.g. 0x20 in ASCII or 0x40 in EBCDIC). This value is ignored, if *wMode* equals WFS\_PIN\_MODERANDOM.

*lpxCryptData*

Pointer to the data to be encrypted, decrypted, or MACed. This value is ignored, if *wMode* equals WFS\_PIN\_MODERANDOM.

**Output Param** LPWFSXDATA *lpxCryptData*;

*lpxCryptData*

Pointer to the encrypted or decrypted data, MAC value or 8 byte random value.

**Error Codes** In addition to the generic error codes defined in [Ref. 1], the following error codes can be generated by this command:

Value	Meaning
WFS_ERR_PIN_KEYNOTFOUND	The specified key was not found.
WFS_ERR_PIN_MODENOTSUPPORTED	The specified mode is not supported.
WFS_ERR_PIN_ACCESSDENIED	The encryption module is either not initialized or not ready for any vendor specific reason.
WFS_ERR_PIN_KEYNOVALUE	The specified key name was found but the corresponding key value has not been loaded.
WFS_ERR_PIN_USEVIOLATION	The specified use is not supported by this key.
WFS_ERR_PIN_INVALIDKEYLENGTH	The length of <i>lpxKeyEncKey</i> or <i>lpxStartValue</i> is not supported or the length of an encryption key is not compatible with the encryption operation required.
WFS_ERR_PIN_NOCHIPTRANSACTIVE	A chipcard key is used as encryption key and there is no chip transaction active.
WFS_ERR_PIN_ALGORITHMNOTSUPP	The specified algorithm is not supported by this key.

**Events** In addition to the generic events defined in [Ref. 1], the following events can be generated by this command:

Value	Meaning
WFS_SRVE_PIN_ILLEGAL_KEY_ACCESS	An error occurred accessing an encryption key.
WFS_EXEE_PIN_DUKPT_KSN	An <i>lpsKey</i> with WFS_PIN_USEKEYDERKEY usage has been used to encrypt or MAC the data.

**Comments** The key used for encryption/decryption must be a double-length or triple-length key when used for Triple DES encryption/decryption. If a double-length or triple-length key is used when a DES encryption algorithm is specified, or a single-length key is used when Triple DES is specified, the WFS\_ERR\_PIN\_INVALIDKEYLENGTH error is returned. Users of this specification must adhere to local regulations when using Triple DES.



The data type LPWFSXDATA is used to pass hexadecimal data and is defined as follows:

```
typedef struct _wfs_hex_data
{
    USHORT          usLength;
    LPBYTE          lpbData;
} WFSXDATA, *LPWFSXDATA;
```

*usLength*

Length of the byte stream pointed to by *lpbData*.

*lpbData*

Pointer to the binary data stream.

## 5.1.2 WFS\_CMD\_PIN\_IMPORT\_KEY

---

**Description** The encryption key in the secure key buffer or passed by the application is loaded in the encryption module. The key can be passed in clear text mode or encrypted with an accompanying “key encryption key”. A key can be loaded in multiple unencrypted parts by combining the WFS\_PIN\_USECONSTRUCT or WFS\_PIN\_USESECURECONSTRUCT value with the final usage flags within the *fwUse* field.

If the WFS\_PIN\_USECONSTRUCT flag is used then the application must provide the key data through the *lpxValue* parameter, If WFS\_PIN\_USESECURECONSTRUCT is used then the encryption key part in the secure key buffer previously populated with the WFS\_CMD\_PIN\_SECUREKEY\_ENTRY command is used and *lpxValue* is ignored. Key parts loaded with the WFS\_PIN\_USESECURECONSTRUCT flag can only be stored once as the encryption key in the secure key buffer is no longer available after this command has been executed. The WFS\_PIN\_USECONSTRUCT and WFS\_PIN\_USESECURECONSTRUCT construction flags cannot be used in combination.

**Input Param** LPWFSPINIMPORT lpImport;

```
typedef struct _wfs_pin_import
{
    LPSTR                lpsKey;
    LPSTR                lpsEncKey;
    LPWFSXDATA          lpxIdent;
    LPWFSXDATA          lpxValue;
    WORD                fwUse;
} WFSPINIMPORT, *LPWFSPINIMPORT;
```

*lpsKey*

Specifies the name of key being loaded.

*lpsEncKey*

*lpsEncKey* specifies a key name or a format name which was used to encrypt (in ECB mode) the key passed in *lpxValue*. If *lpsEncKey* is NULL the key is loaded directly into the encryption module. *lpsEncKey* must be NULL if *fwUse* contains WFS\_PIN\_USECONSTRUCT or WFS\_PIN\_USESECURECONSTRUCT.

*lpxIdent*

Specifies the key owner identification. It is a handle to the encryption module and is returned to the application in the WFS\_CMD\_PIN\_INITIALIZATION command. See *fwIDKey* in WFS\_INF\_PIN\_CAPABILITIES for whether this value is required. If not required *lpxIdent* should be NULL. The use of this parameter is vendor dependent.

*lpxValue*

Specifies the value of key to be loaded.

*fwUse*

Specifies the type of access for which the key can be used as a combination of the following flags:

Value	Meaning
WFS_PIN_USECRYPT	Key can be used for encryption/decryption.
WFS_PIN_USEFUNCTION	Key can be used for PIN functions (PIN block creation and local PIN check).
WFS_PIN_USEMACING	Key can be used for MACing.
WFS_PIN_USEKEYENCKEY	Key is used as key encryption key.
WFS_PIN_USENODUPLICATE	Key can be imported only once.
WFS_PIN_USESVENCKEY	Key is used as CBC Start Value encryption key.
WFS_PIN_USECONSTRUCT	Key is under construction through the import of multiple parts. This value is used in combination with the actual usage flags for the key.

WFS_PIN_USESECURECONSTRUCT	Key is under construction through the import of multiple parts. This value is used in combination with the actual usage flags for the key. <i>lpxValue</i> is ignored as the encryption key part is taken from the secure key buffer.
WFS_PIN_USEANSTR31MASTER	Key can be used for importing keys packaged within an ANS TR-31 key block. This key usage can only be combined with WFS_PIN_USECONSTRUCT and WFS_PIN_USESECURECONSTRUCT.
WFS_PIN_USERESTRICTEDKEYENCKEY	Key is used as WFS_PIN_USEKEYENCKEY key whose later subsequently derived keys inherit and are restricted to a single use. To express this the WFS_PIN_USERESTRICTED-KEYENCKEY use must be combined with the use WFS_PIN_USEKEYENCKEY and must additionally be combined with the use that the later subsequently derived keys will have. See also examples in section <a href="#">8.7</a> .

If *fwUse* equals zero the specified key is deleted. In that case all parameters but *lpsKey* are ignored.

**Output Param** LPWFSXDATA *lpxKVC*;

*lpxKVC*

Contains the key verification code data that can be used for verification of the loaded key, NULL if device does not have that capability.

**Error Codes** In addition to the generic error codes defined in [Ref. 1], the following error codes can be generated by this command:

Value	Meaning
WFS_ERR_PIN_KEYNOTFOUND	The specified key encryption key was not found or attempting to delete a non-existent key.
WFS_ERR_PIN_ACCESSDENIED	The encryption module is either not initialized or not ready for any vendor specific reason.
WFS_ERR_PIN_INVALIDID	The ID passed was not valid.
WFS_ERR_PIN_DUPLICATEKEY	A key exists with that name and cannot be overwritten.
WFS_ERR_PIN_KEYNOVALUE	The specified key encryption key is not loaded.
WFS_ERR_PIN_USEVIOLATION	The specified use is not supported by this key.
WFS_ERR_PIN_INVALIDKEYLENGTH	The length of <i>lpxValue</i> is not supported or the encryption key in the secure key buffer is invalid (or has not been entered) or the length of an encryption key is not compatible with the encryption operation required.
WFS_ERR_PIN_NOKEYRAM	There is no space left in the key RAM for a key of the specified type.

**Events** In addition to the generic events defined in [Ref. 1], the following events can be generated by this command:

Value	Meaning
WFS_SRVE_PIN_ILLEGAL_KEY_ACCESS	An error occurred accessing an encryption key.

**Comments** When keys are loaded in multiple parts, all parts of the key loaded must set the relevant construction value in the *fwUse* field along with any usages needed for the final key use. The

usage flags must be consistent for all parts of the key. Activation of the key entered in multiple parts is indicated through an additional final call to this command, where the construction flag is removed from *fwUse* but those other usage's defined during the key part loading must still be used. No key data is passed during the final activation of the key. A

WFS\_ERR\_PIN\_ACCESSDENIED error will be returned if the key cannot be activated, e.g. if only one key part has been entered.

The optional KCV is only returned during the final activation step. Applications wishing to verify the KCV for each key part (and passing keys as a parameter to this command) will need to load each key part into a temporary location inside the encryptor. If the application determines the KCV of the key part is valid, then the application calls the WFS\_CMD\_PIN\_IMPORT\_KEY again to load the key part into the device. The application should delete the temporary key part as soon as the KCV for that key part has been verified. It is not possible to verify a key part being loaded from a secure key buffer with this command. This is achieved through the WFS\_CMD\_PIN\_SECUREKEY\_ENTRY command.

When the first part of the key is received, it is stored directly in the device. All subsequent parts are combined with the existing value in the device through XOR. No sub-parts of the key are maintained separately. While a key still has a *fwUse* value that indicates it is under construction, it cannot be used for cryptographic functions.

### 5.1.3 WFS\_CMD\_PIN\_DERIVE\_KEY

---

**Description** A key is derived from input data using a key generating key and an initialization vector. The input data can be expanded with a fill-character to the necessary length (mandated by the encryption algorithm being used). The derived key is imported into the encryption module and can then be used for further operations.

**Input Param** LPWFSPINDERIVE lpDerive;

```
typedef struct _wfs_pin_derive
{
    WORD                    wDerivationAlgorithm;
    LPSTR                   lpsKey;
    LPSTR                   lpsKeyGenKey;
    LPSTR                   lpsStartValueKey;
    LPWFSXDATA              lpxStartValue;
    BYTE                    bPadding;
    LPWFSXDATA              lpxInputData;
    LPWFSXDATA              lpxIdent;
} WFSPINDERIVE, *LPWFSPINDERIVE;
```

*wDerivationAlgorithm*

Specifies the algorithm that is used for derivation. Possible values are:  
(see command WFS\_INF\_PIN\_CAPABILITIES)

*lpsKey*

Specifies the name where the derived key will be stored.

*lpsKeyGenKey*

Specifies the name of the key generating key that is used for the derivation.

*lpsStartValueKey*

Specifies the name of the stored key used to decrypt the *lpxStartValue* to obtain the Initialization Vector. If this parameter is NULL, *lpxStartValue* is used as the Initialization Vector.

*lpxStartValue*

DES initialization vector for the encryption step within the derivation.

*bPadding*

Specifies the padding character for the encryption step within the derivation. The valid range is 0x00 to 0xFF.

*lpxInputData*

Pointer to the data to be used for key derivation.

*lpxIdent*

Specifies the key owner identification. It is a handle to the encryption module and is returned to the application in the WFS\_CMD\_PIN\_INITIALIZATION command. See *fwIDKey* in WFS\_INF\_PIN\_CAPABILITIES for whether this value is required. If not required *lpxIdent* should be NULL. The use of this parameter is vendor dependent.

**Output Param** None.

**Error Codes** In addition to the generic error codes defined in [Ref. 1], the following error codes can be generated by this command:

Value	Meaning
WFS_ERR_PIN_KEYNOTFOUND	The specified key was not found.
WFS_ERR_PIN_ACCESSDENIED	The encryption module is either not initialized (or not ready for some vendor specific reason).
WFS_ERR_PIN_INVALIDID	The ID passed was not valid.
WFS_ERR_PIN_DUPLICATEKEY	A key exists with that name and cannot be overwritten.
WFS_ERR_PIN_KEYNOVALUE	The specified key is not loaded.
WFS_ERR_PIN_USEVIOLATION	The specified use is not supported by this key.

**CWA 16926-65:2020 (E)**

WFS_ERR_PIN_INVALIDKEYLENGTH	The length of <i>lpxStartValue</i> is not supported or the length of an encryption key is not compatible with the encryption operation required.
WFS_ERR_PIN_ALGORITHMNOTSUPP	The specified algorithm is not supported.

**Events** In addition to the generic events defined in [Ref. 1], the following events can be generated by this command:

Value	Meaning
WFS_SRVE_PIN_ILLEGAL_KEY_ACCESS	An error occurred accessing an encryption key.

**Comments** None.

## 5.1.4 WFS\_CMD\_PIN\_GET\_PIN

---

<b>Description</b>	<p>This function stores the PIN entry via the PIN pad. From the point this function is invoked, PIN digit entries are <i>not</i> passed to the application. For each PIN digit, or any other active key entered, an execute notification event WFS_EXEE_PIN_KEY is sent in order to allow an application to perform the appropriate display action (i.e. when the PIN pad has no integrated display). The application is not informed of the value entered. The execute notification only informs that a key has been depressed.</p> <p>The WFS_EXEE_PIN_ENTERDATA event will be generated when the PIN pad is ready for the user to start entering data.</p> <p>Some PIN pad devices do not inform the application as each PIN digit is entered, but locally process the PIN entry based upon minimum PIN length and maximum PIN length input parameters.</p> <p>When the maximum number of PIN digits is entered and the flag <i>bAutoEnd</i> is true, or a terminating key is pressed after the minimum number of PIN digits is entered, the command completes. If the &lt;Cancel&gt; key is a terminator key and is pressed, then the command will complete successfully even if the minimum number of PIN digits has not been entered.</p> <p>Terminating FDKs can have the functionality of &lt;Enter&gt; (terminates only if minimum length has been reached) or &lt;Cancel&gt; (can terminate before minimum length is reached). The configuration of this functionality is vendor specific.</p> <p>If <i>usMaxLen</i> is zero, the Service Provider does not terminate the command unless the application sets <i>ulTerminateKeys</i> or <i>ulTerminateFDKs</i>. In the event that <i>ulTerminateKeys</i> or <i>ulTerminateFDKs</i> are not set and <i>usMaxLen</i> is zero, the command will not terminate and the application must issue a <b>WFSCancel</b> command.</p> <p>If active the WFS_PIN_FK_CANCEL and WFS_PIN_FK_CLEAR keys will cause the PIN buffer to be cleared. The WFS_PIN_FK_BACKSPACE key will cause the last key in the PIN buffer to be removed.</p> <p>Terminating keys have to be active keys to operate.</p> <p>If this command is cancelled by a <b>WFSCancelAsyncRequest</b> or a <b>WFSCancelBlockingCall</b> the PIN buffer is not cleared.</p> <p>If <i>usMaxLen</i> has been met and <i>bAutoEnd</i> is set to False, then all numeric keys will automatically be disabled. If the CLEAR or BACKSPACE key is pressed to reduce the number of entered keys, the numeric keys will be re-enabled.</p> <p>If the ENTER key (or FDK representing the ENTER key – note that the association of an FDK to ENTER functionality is vendor specific) is pressed prior to <i>usMinLen</i> being met, then the ENTER key or FDK is ignored. In some cases the PIN pad device cannot ignore the ENTER key then the command will complete normally. To handle these types of devices the application should use the output parameter <i>usDigits</i> field to check that sufficient digits have been entered. The application should then get the user to re-enter their PIN with the correct number of digits.</p> <p>If the application makes a call to WFS_CMD_PIN_GET_PINBLOCK or a local verification command without the minimum PIN digits having been entered, either the command will fail or the PIN verification will fail.</p> <p>It is the responsibility of the application to identify the mapping between the FDK code and the physical location of the FDK.</p>
<b>Input Param</b>	LPWFSPINGETPIN lpGetPin;

```
typedef struct _wfs_pin_getpin
{
    USHORT          usMinLen;
    USHORT          usMaxLen;
    BOOL            bAutoEnd;
    CHAR            cEcho;
    ULONG           ulActiveFDKs;
    ULONG           ulActiveKeys;
    ULONG           ulTerminateFDKs;
    ULONG           ulTerminateKeys;
} WFSPINGETPIN, *LPWFSPINGETPIN;
```

*usMinLen*

Specifies the minimum number of digits which must be entered for the PIN. A value of zero indicates no minimum PIN length verification.

*usMaxLen*

Specifies the maximum number of digits which can be entered for the PIN. A value of zero indicates no maximum PIN length verification.

*bAutoEnd*

If *bAutoEnd* is set to true, the Service Provider terminates the command when the maximum number of digits are entered. Otherwise, the input is terminated by the user using one of the termination keys. *bAutoEnd* is ignored when *usMaxLen* is set to zero.

*cEcho*

Specifies the replace character to be echoed on a local display for the PIN digit.

*ulActiveFDKs*

Specifies a mask of those FDKs which are active during the execution of the command (see WFS\_INF\_PIN\_FUNCKEY\_DETAIL).

*ulActiveKeys*

Specifies a mask of those (other) Function Keys which are active during the execution of the command (see WFS\_INF\_PIN\_FUNCKEY\_DETAIL).

*ulTerminateFDKs*

Specifies a mask of those FDKs which must terminate the execution of the command (see WFS\_INF\_PIN\_FUNCKEY\_DETAIL).

*ulTerminateKeys*

Specifies a mask of those (other) Function Keys which must terminate the execution of the command (see WFS\_INF\_PIN\_FUNCKEY\_DETAIL).

**Output Param** LPWFSPINENTRY lpEntry;

```
typedef struct _wfs_pin_entry
{
    USHORT          usDigits;
    WORD            wCompletion;
} WFSPINENTRY, *LPWFSPINENTRY;
```

*usDigits*

Specifies the number of PIN digits entered.

*wCompletion*

Specifies the reason for completion of the entry. Unless otherwise specified the following values must not be used in the execute event WFS\_EXEE\_PIN\_KEY or in the array of keys in the completion of WFS\_PIN\_CMD\_GET\_DATA. Possible values are:

Value	Meaning
WFS_PIN_COMPAUTO	The command terminated automatically, because maximum length was reached.
WFS_PIN_COMPENTER	The ENTER Function Key was pressed as terminating key.
WFS_PIN_COMPCANCEL	The CANCEL Function Key was pressed as terminating key.



WFS_PIN_COMPCONTINUE	A function key was pressed and input may continue unless the command completes (this value is only used in the execute event WFS_EXEE_PIN_KEY and in the array of keys in the completion of WFS_PIN_CMD_GET_DATA).
WFS_PIN_COMPCLEAR	The CLEAR Function Key was pressed as terminating key and the previous input is cleared.
WFS_PIN_COMPBACKSPACE	The last input digit was cleared and the key was pressed as terminating key.
WFS_PIN_COMPFDK	Indicates input is terminated only if the FDK pressed was set to be a terminating FDK.
WFS_PIN_COMPHELP	The HELP Function Key was pressed as terminating key.
WFS_PIN_COMPFK	A Function Key (FK) other than ENTER, CLEAR, CANCEL, BACKSPACE, HELP was pressed as terminating key.
WFS_PIN_COMPCONTFDK	An FDK was pressed and input may continue unless the command completes (this value is only used in the execute event WFS_EXEE_PIN_KEY and in the array of keys in the completion of WFS_PIN_CMD_GET_DATA).

**Error Codes** In addition to the generic error codes defined in [Ref. 1], the following error codes can be generated by this command:

Value	Meaning
WFS_ERR_PIN_KEYINVALID	At least one of the specified function keys or FDKs is invalid.
WFS_ERR_PIN_KEYNOTSUPPORTED	At least one of the specified function keys or FDKs is not supported by the Service Provider.
WFS_ERR_PIN_NOACTIVEKEYS	There are no active function keys specified, or there is no defined layout definition.
WFS_ERR_PIN_NOTERMINATEKEYS	There are no terminate keys specified and <i>usMaxLen</i> is not set to zero and <i>bAutoEnd</i> is FALSE.
WFS_ERR_PIN_MINIMUMLLENGTH	The minimum PIN length field is invalid or greater than the maximum PIN length field when the maximum PIN length is not zero.
WFS_ERR_PIN_TOOMANYFRAMES	The device requires that only one frame is used for this command.
WFS_ERR_PIN_PARTIALFRAME	The single Touch Frame does not cover the entire monitor.
WFS_ERR_PIN_ENTRYTIMEOUT	The timeout for entering data has been reached. This is a timeout which may be due to hardware limitations or legislative requirements (for example PCI).

**Events** In addition to the generic events defined in [Ref. 1], the following events can be generated by this command:

Value	Meaning
WFS_EXEE_PIN_KEY	A key has been pressed at the PIN pad.
WFS_EXEE_PIN_ENTERDATA	The PIN pad is ready for the user to start entering data.
WFS_EXEE_PIN_LAYOUT	The layout has changed position. For ETS devices only.

**Comments** None.

### 5.1.5 WFS\_CMD\_PIN\_LOCAL\_DES

---

**Description** The PIN, which was entered with the WFS\_PIN\_GET\_PIN command, is combined with the requisite data specified by the DES validation algorithm and locally verified for correctness. The result of the verification is returned to the application. This command will clear the PIN unless the application has requested that the PIN be maintained through the WFS\_CMD\_PIN\_MAINTAIN\_PIN command.

**Input Param** LPWFSPINLOCALDES lpLocalDES;

```
typedef struct _wfs_pin_local_des
{
    LPSTR                lpsValidationData;
    LPSTR                lpsOffset;
    BYTE                bPadding;
    USHORT              usMaxPIN;
    USHORT              usValDigits;
    BOOL                bNoLeadingZero;
    LPSTR                lpsKey;
    LPWFSXDATA          lpxKeyEncKey;
    LPSTR                lpsDecTable;
} WFSPINLOCALDES, *LPWFSPINLOCALDES;
```

*lpsValidationData*

Customer specific data (normally obtained from card track data) used to validate the correctness of the PIN. The validation data should be an ASCII string.

*lpsOffset*

ASCII string defining the offset data for the PIN block as an ASCII string; if NULL then no offset is used. The character must be in the ranges '0' to '9', 'a' to 'f' and 'A' to 'F'.

*bPadding*

Specifies the padding character for the validation data. If the validation data is less than 16 characters long then it will be padded with this character. If *bPadding* is in the range 0x00 to 0x0F, padding is applied after the validation data has been compressed. If the *bPadding* character is in the range '0' to '9', 'a' to 'f', or 'A' to 'F', padding is applied before the validation data is compressed.

*usMaxPIN*

Maximum number of PIN digits to be used for validation. This parameter corresponds to PINMINL in the IBM 3624 specification.

*usValDigits*

Number of Validation digits from the validation data to be used for validation. This is the length of the *lpsValidationData* string.

*bNoLeadingZero*

If set to TRUE and the first digit of result of the modulo 10 addition is a 0x0, it is replaced with 0x1 before performing the verification against the entered PIN. If set to FALSE, a leading zero is allowed in entered PINs.

*lpsKey*

Name of the key to be used for validation. The key referenced by *lpsKey* must have the WFS\_PIN\_USEFUNCTION or WFS\_PIN\_USEPINLOCAL attribute.

*lpxKeyEncKey*

If NULL, *lpsKey* is used directly for PIN validation. Otherwise, *lpsKey* is used to decrypt the encrypted key passed in *lpxKeyEncKey* and the result is used for PIN validation.

*lpsDecTable*

ASCII decimalization table (16 character string containing characters '0' to '9'). This table is used to convert the hexadecimal digits (0x0 to 0xF) of the encrypted validation data to decimal digits (0x0 to 0x9).

**Output Param** LPBOOL lpbResult;

*lpbResult*

Pointer to a boolean value which specifies whether the PIN is correct or not.

**Error Codes** In addition to the generic error codes defined in [Ref. 1], the following error codes can be generated by this command:

Value	Meaning
WFS_ERR_PIN_KEYNOTFOUND	The specified key was not found.
WFS_ERR_PIN_ACCESSDENIED	The encryption module is either not initialized or not ready for any vendor specific reason.
WFS_ERR_PIN_KEYNOVALUE	The specified key is not loaded.
WFS_ERR_PIN_USEVIOLATION	The specified use is not supported by this key.
WFS_ERR_PIN_NOPIN	PIN has not been entered or has been cleared.
WFS_ERR_PIN_INVALIDKEYLENGTH	The length of <i>lpxKeyEncKey</i> is not supported or the length of an encryption key is not compatible with the encryption operation required.

**Events** In addition to the generic events defined in [Ref. 1], the following events can be generated by this command:

Value	Meaning
WFS_SRVE_PIN_ILLEGAL_KEY_ACCESS	An error occurred accessing an encryption key.

**Comments** The PINMAXL value as defined in the IBM 3624 specification is the length of the PIN entered during the WFS\_CMD\_PIN\_GET\_PIN command.

## 5.1.6 WFS\_CMD\_PIN\_CREATE\_OFFSET

---

**Description** This function is used to generate a PIN Offset that is typically written to a card and later used to verify the PIN with the WFS\_CMD\_PIN\_LOCAL\_DES command. The PIN offset is computed by combining validation data with the keypad entered PIN. This command will clear the PIN unless the application has requested that the PIN be maintained through the WFS\_CMD\_PIN\_MAINTAIN\_PIN command.

**Input Param** LPWFSPINCREATEOFFSET lpPINOffset;

```
typedef struct _wfs_pin_create_offset
{
    LPSTR          lpsValidationData;
    BYTE          bPadding;
    USHORT        usMaxPIN;
    USHORT        usValDigits;
    LPSTR          lpsKey;
    LPWFSXDATA    lpxKeyEncKey;
    LPSTR          lpsDecTable;
} WFSPINCREATEOFFSET, *LPWFSPINCREATEOFFSET;
```

*lpsValidationData*

Validation data. The validation data should be an ASCII string.

*bPadding*

Specifies the padding character for validation data. If *bPadding* is in the range 0x00 to 0x0F, padding is applied after the validation data has been compressed. If the *bPadding* character is in the range '0' to '9', 'a' to 'f', or 'A' to 'F', padding is applied before the validation data is compressed.

*usMaxPIN*

Maximum number of PIN digits to be used for PIN Offset creation. This parameter corresponds to PINMINL in the IBM 3624 specification.

*usValDigits*

Number of Validation Data digits to be used for PIN Offset creation. This is the length of the *lpsValidationData* string.

*lpsKey*

Name of the validation key. The key referenced by *lpsKey* must have the WFS\_PIN\_USEFUNCTION or WFS\_PIN\_USEPINLOCAL attribute.

*lpxKeyEncKey*

If NULL, *lpsKey* is used directly in PIN Offset creation. Otherwise, *lpsKey* is used to decrypt the encrypted key passed in *lpxKeyEncKey* and the result is used in PIN Offset creation.

*lpsDecTable*

ASCII decimalization table (16 character string containing characters '0' to '9'). This table is used to convert the hexadecimal digits (0x0 to 0xF) of the encrypted validation data to decimal digits (0x0 to 0x9).

**Output Param** LPSTR lpsOffset;

*lpsOffset*

Computed PIN Offset.

**Error Codes** In addition to the generic error codes defined in [Ref. 1], the following error codes can be generated by this command:

Value	Meaning
WFS_ERR_PIN_KEYNOTFOUND	The specified key was not found.
WFS_ERR_PIN_ACCESSDENIED	The encryption module is either not initialized or not ready for any vendor specific reason.
WFS_ERR_PIN_KEYNOVALUE	The specified key is not loaded.
WFS_ERR_PIN_USEVIOLATION	The specified use is not supported by this key.

WFS_ERR_PIN_NOPIN	PIN has not been entered or has been cleared.
WFS_ERR_PIN_NOTALLOWED	PIN entered by the user is not allowed.
WFS_ERR_PIN_INVALIDKEYLENGTH	The length of <i>lpxKeyEncKey</i> is not supported or the length of an encryption key is not compatible with the encryption operation required.

**Events** In addition to the generic events defined in [Ref. 1], the following events can be generated by this command:

Value	Meaning
WFS_SRVE_PIN_ILLEGAL_KEY_ACCESS	An error occurred accessing an encryption key.

**Comments** The list of ‘forbidden’ PINs (values that cannot be chosen as a PIN, e.g. 1111) is configured in the device in a vendor dependent way during the configuration of the system. The PINMAXL value as defined in the IBM 3624 specification is the length of the PIN entered during the WFS\_CMD\_PIN\_GET\_PIN command.

### 5.1.7 WFS\_CMD\_PIN\_LOCAL\_EUROCHEQUE

---

**Description** The PIN, which was entered with the WFS\_PIN\_GET\_PIN command, is combined with the requisite data specified by the Eurocheque validation algorithm and locally verified for correctness. The result of the verification is returned to the application. This command will clear the PIN unless the application has requested that the PIN be maintained through the WFS\_CMD\_PIN\_MAINTAIN\_PIN command.

**Input Param** LPWFSPINLOCALEUROCHEQUE lpLocalEurocheque;

```
typedef struct _wfs_pin_local_eurocheque
{
    LPSTR                lpsEurochequeData;
    LPSTR                lpsPVV;
    WORD                wFirstEncDigits;
    WORD                wFirstEncOffset;
    WORD                wPVVDigits;
    WORD                wPVVOffset;
    LPSTR                lpsKey;
    LPWFSXDATA          lpxKeyEncKey;
    LPSTR                lpsDecTable;
} WFSPINLOCALEUROCHEQUE, *LPWFSPINLOCALEUROCHEQUE;
```

*lpsEurochequeData*

Track-3 Eurocheque data.

*lpsPVV*

PIN Validation Value from track data.

*wFirstEncDigits*

Number of digits to extract after first encryption.

*wFirstEncOffset*

Offset of digits to extract after first encryption.

*wPVVDigits*

Number of digits to extract for PVV.

*wPVVOffset*

Offset of digits to extract for PVV.

*lpsKey*

Name of the validation key. The key referenced by *lpsKey* must have the WFS\_PIN\_USEFUNCTION or WFS\_PIN\_USEPINLOCAL attribute.

*lpxKeyEncKey*

If NULL, *lpsKey* is used directly for PIN validation. Otherwise, *lpsKey* is used to decrypt the encrypted key passed in *lpxKeyEncKey* and the result is used for PIN validation.

*lpsDecTable*

ASCII decimalization table (16 character string containing characters '0' to '9'). This table is used to convert the hexadecimal digits (0x0 to 0xF) of the encrypted validation data to decimal digits (0x0 to 0x9).

**Output Param** LPBOOL lpbResult;

*lpbResult*

Pointer to a boolean value which specifies whether the PIN is correct or not.

**Error Codes** In addition to the generic error codes defined in [Ref. 1], the following error codes can be generated by this command:

Value	Meaning
WFS_ERR_PIN_KEYNOTFOUND	The specified key was not found.
WFS_ERR_PIN_ACCESSDENIED	The encryption module is either not initialized or not ready for any vendor specific reason.
WFS_ERR_PIN_KEYNOVALUE	The specified key is not loaded.

WFS_ERR_PIN_USEVIOLATION	The specified use is not supported by this key.
WFS_ERR_PIN_NOPIN	PIN has not been entered or has been cleared.
WFS_ERR_PIN_INVALIDKEYLENGTH	The length of <i>lpxKeyEncKey</i> is not supported or the length of an encryption key is not compatible with the encryption operation required.

**Events** In addition to the generic events defined in [Ref. 1], the following events can be generated by this command:

<u>Value</u>	<u>Meaning</u>
WFS_SRVE_PIN_ILLEGAL_KEY_ACCESS	An error occurred accessing an encryption key.

**Comments** None.

### 5.1.8 WFS\_CMD\_PIN\_LOCAL\_VISA

---

**Description** The PIN, which was entered with the WFS\_PIN\_GET\_PIN command, is combined with the requisite data specified by the VISA validation algorithm and locally verified for correctness. The result of the verification is returned to the application. This command will clear the PIN unless the application has requested that the PIN be maintained through the WFS\_CMD\_PIN\_MAINTAIN\_PIN command.

**Input Param** LPWFSPINLOCALVISA lpLocalVISA;

```
typedef struct _wfs_pin_local_visa
{
    LPSTR                lpsPAN;
    LPSTR                lpsPVV;
    WORD                wPVVDigits;
    LPSTR                lpsKey;
    LPWFSXDATA          lpxKeyEncKey;
} WFSPINLOCALVISA, *LPWFSPINLOCALVISA;
```

*lpsPAN*

Primary Account Number from track data, as an ASCII string. *lpsPAN* should contain the eleven rightmost digits of the PAN (excluding the check digit ), followed by the PVKI indicator in the 12<sup>th</sup> byte.

*lpsPVV*

PIN Validation Value from track data, as an ASCII string with characters in the range '0' to '9'. This string should contain 4 digits.

*wPVVDigits*

Number of digits of PVV.

*lpsKey*

Name of the validation key. The key referenced by *lpsKey* must have the WFS\_PIN\_USEFUNCTION or WFS\_PIN\_USEPINLOCAL attribute.

*lpxKeyEncKey*

If NULL, *lpsKey* is used directly for PIN validation. Otherwise, *lpsKey* is used to decrypt the encrypted key passed in *lpxKeyEncKey* and the result is used for PIN validation.

**Output Param** LPBOOL lpbResult;

*lpbResult*

Pointer to a boolean value which specifies whether the PIN is correct or not.

**Error Codes** In addition to the generic error codes defined in [Ref. 1], the following error codes can be generated by this command:

Value	Meaning
WFS_ERR_PIN_KEYNOTFOUND	The specified key was not found.
WFS_ERR_PIN_ACCESSDENIED	The encryption module is either not initialized or not ready for any vendor specific reason.
WFS_ERR_PIN_KEYNOVALUE	The specified key is not loaded.
WFS_ERR_PIN_USEVIOLATION	The specified use is not supported by this key.
WFS_ERR_PIN_NOPIN	PIN has not been entered or has been cleared.
WFS_ERR_PIN_INVALIDKEYLENGTH	The length of <i>lpxKeyEncKey</i> is not supported or the length of an encryption key is not compatible with the encryption operation required.

**Events** In addition to the generic events defined in [Ref. 1], the following events can be generated by this command:

Value	Meaning
WFS_SRVE_PIN_ILLEGAL_KEY_ACCESS	An error occurred accessing an encryption key.



**Comments**     None.

### 5.1.9 WFS\_CMD\_PIN\_PRESENT\_IDC

---

**Description** The PIN, which was entered with the WFS\_PIN\_GET\_PIN command, is combined with the requisite data specified by the IDC presentation algorithm and presented to the smartcard contained in the ID card unit. The result of the presentation is returned to the application. This command will clear the PIN unless the application has requested that the PIN be maintained through the WFS\_CMD\_PIN\_MAINTAIN\_PIN command.

**Input Param** LPWFSPINPRESENTIDC lpPresentIDC;

```
typedef struct _wfs_pin_presentidc
{
    WORD                wPresentAlgorithm;
    WORD                wChipProtocol;
    ULONG               ulChipDataLength;
    LPBYTE              lpbChipData;
    LPVOID              lpAlgorithmData;
} WFSPINPRESENTIDC, *LPWFSPINPRESENTIDC;
```

*wPresentAlgorithm*

Specifies the algorithm that is used for presentation. Possible values are: (see command WFS\_INF\_PIN\_CAPABILITIES).

*wChipProtocol*

Identifies the protocol that is used to communicate with the chip. Possible values are: (see command WFS\_INF\_IDC\_CAPABILITIES in the Identification Card Device Class Interface).

*ulChipDataLength*

Specifies the length of the byte stream pointed to by *lpbChipData*.

*lpbChipData*

Points to the data to be sent to the chip.

*lpAlgorithmData*

Pointer to a structure that contains the data required for the specified presentation algorithm. For the WFS\_PIN\_PRESENT\_CLEAR algorithm, this structure is defined as:

```
typedef struct _wfs_pin_presentclear
{
    ULONG               ulPINPointer;
    USHORT             usPINOffset;
} WFSPINPRESENTCLEAR, *LPWFSPINPRESENTCLEAR;
```

*ulPINPointer*

The byte offset where to start inserting the PIN into *lpbChipData*. The leftmost byte is numbered zero. See below for an example.

*usPINOffset*

The bit offset within the byte specified by *ulPINPointer* where to start inserting the PIN. The leftmost bit numbered zero. See below for an example.

**Output Param** LPWFSPINPRESENTRESULT lpPresentResult;

```
typedef struct _wfs_pin_present_result
{
    WORD                wChipProtocol;
    ULONG               ulChipDataLength;
    LPBYTE              lpbChipData;
} WFSPINPRESENTRESULT, *LPWFSPINPRESENTRESULT;
```

*wChipProtocol*

Identifies the protocol that was used to communicate with the chip. This field contains the same value as the corresponding field in the input structure.

*ulChipDataLength*

Specifies the length of the byte stream pointed to by *lpbChipData*.

*lpbChipData*

Points to the data responded from the chip.

**Error Codes** In addition to the generic error codes defined in [Ref. 1], the following error codes can be

generated by this command:

Value	Meaning
WFS_ERR_PIN_ACCESSDENIED	The ID card unit is not ready for PIN presentation or for any vendor specific reason. The ID card Service Provider, if any, may have generated a service event that further describes the reason for that error code.
WFS_ERR_PIN_NOPIN	PIN has not been entered or has been cleared.
WFS_ERR_PIN_PROTOCOLNOTSUPP	The specified protocol is not supported by the Service Provider.
WFS_ERR_PIN_INVALIDDATA	An error occurred while communicating with the chip.

**Events** Only the generic events defined in [Ref. 1] can be generated by this command.

**Comments** Example for the use of the algorithm WFS\_PIN\_PRESENT\_CLEAR:

The structure of a VERIFY command for a French B0 chip is:

Bytes 0 to 4					Bytes 5 to 8			
CLA	INS	A1	A2	Lc	PIN block			
0xBC	0x20	0x00	0x00	0x04	0xXX	0xXX	0xXX	0xXX

Where the 4 byte PIN block consists of 2 bits that are always zero, 16 bits for the 4 PIN digits (each digit being coded in 4 bits) and 14 bits that are always one:

Byte 5				Byte 6				Byte 7				Byte 8															
0	0	p	p	p	p	p	p	p	p	p	p	p	p	1	1	1	1	1	1	1	1	1	1	1	1	1	1
Digit 1				Digit 2				Digit 3				Digit 4															

In order to insert the PIN into such a command, the application calls WFS\_CDM\_PIN\_PRESENT\_IDC with:

<i>ulChipDataLength</i>	9
<i>lpbChipData</i>	0xBC2000000400003FFF
<i>ulPINPointer</i>	5
<i>usPINOffset</i>	2

For a sample PIN “1234” the PIN block is:

Byte 5				Byte 6				Byte 7				Byte 8																
0	0	0	0	1	0	0	1	0	0	0	1	1	0	1	0	0	1	1	1	1	1	1	1	1	1	1	1	1
Digit 1				Digit 2				Digit 3				Digit 4																

Resulting in a chip card command of:

Bytes 0 to 4					Bytes 5 to 8			
CLA	INS	A1	A2	Lc	PIN block			
0xBC	0x20	0x00	0x00	0x04	0x04	0x8D	0x3F	0xFF

### 5.1.10 WFS\_CMD\_PIN\_GET\_PINBLOCK

---

**Description** This function takes the account information and a PIN entered by the user to build a formatted PIN. Encrypting this formatted PIN once or twice returns a PIN block which can be written on a magnetic card or sent to a host. The PIN block can be calculated using one of the formats specified in the WFS\_INF\_PIN\_CAPABILITIES command. This command will clear the PIN unless the application has requested that the PIN be maintained through the WFS\_CMD\_PIN\_MAINTAIN\_PIN command.

**Input Param** LPWFSPINBLOCK lpPinBlock;

```
typedef struct _wfs_pin_block
{
    LPSTR                lpsCustomerData;
    LPSTR                lpsXORData;
    BYTE                bPadding;
    WORD                wFormat;
    LPSTR                lpsKey;
    LPSTR                lpsKeyEncKey;
} WFSPINBLOCK, *LPWFSPINBLOCK;
```

#### *lpsCustomerData*

The customer data should be an ASCII string. Used for ANSI, ISO-0, ISO-1, ISO-3 and ISO-4 algorithm to build the formatted PIN. For ANSI ISO-0, ISO-3 and ISO-4 the PAN (Primary Account Number, without the check number) is supplied, for ISO-1 a ten digit transaction field is required. If not used a NULL is required.

Used for DIEBOLD with coordination number, as a two digit coordination number.

Used for EMV with challenge number (8 bytes) coming from the chip card. This number is passed as unpacked string, for example: 0123456789ABCDEF = 0x30 0x31 0x32 0x33 0x34 0x35 0x36 0x37 0x38 0x39 0x40 0x41 0x42 0x43 0x44 0x45 0x46

For AP PIN blocks, the data must be a concatenation of the PAN (18 digits including the check digit), and the CCS (8 digits).

#### *lpsXORData*

If the formatted PIN is encrypted twice to build the resulting PIN block, this data can be used to modify the result of the first encryption by an XOR-operation. This parameter is a string of hexadecimal data that must be converted by the application, e.g. 0x0123456789ABCDEF must be converted to 0x30 0x31 0x32 0x33 0x34 0x35 0x36 0x37 0x38 0x39 0x40 0x41 0x42 0x43 0x44 0x45 0x46 and terminated with 0x00. In other words the application would set *lpsXORData* to "0123456789ABCDEF0". The hex digits 0xA to 0xF can be represented by characters in the ranges 'a' to 'f' or 'A' to 'F'. If this value is NULL no XOR-operation will be performed. If the formatted PIN is not encrypted twice (i.e. if *lpsKeyEncKey* is NULL) this parameter is ignored.

#### *bPadding*

Specifies the padding character. The valid range is 0x00 to 0x0F. Only the least significant nibble is used. This field is ignored for PIN block formats with fixed, sequential or random padding.

#### *wFormat*

Specifies the format of the PIN block. Possible values are:  
(see command WFS\_INF\_PIN\_CAPABILITIES)

#### *lpsKey*

Specifies the key used to encrypt the formatted PIN for the first time, NULL if no encryption is required. If this specifies a double-length or triple-length key, triple DES encryption will be performed. The key referenced by *lpsKey* must have the WFS\_PIN\_USEFUNCTION or WFS\_PIN\_USEPINREMOTE attribute. If this specifies an RSA key, RSA encryption will be performed.

#### *lpsKeyEncKey*

Specifies the key used to format the once encrypted formatted PIN, NULL if no second encryption required. The key referenced by *lpsKeyEncKey* must have the WFS\_PIN\_USEFUNCTION or WFS\_PIN\_USEPINREMOTE attribute. If this specifies a double-length or triple-length key, triple DES encryption will be performed.

**Output Param** LPWFSXDATA lpxPinBlock;

*lpxPinBlock*

Pointer to the encrypted PIN block.

**Error Codes** In addition to the generic error codes defined in [Ref. 1], the following error codes can be generated by this command:

Value	Meaning
WFS_ERR_PIN_KEYNOTFOUND	The specified key was not found.
WFS_ERR_PIN_ACCESSDENIED	The encryption module is either not initialized or not ready for any vendor specific reason.
WFS_ERR_PIN_KEYNOVALUE	The specified key is not loaded.
WFS_ERR_PIN_USEVIOLATION	The specified use is not supported by this key.
WFS_ERR_PIN_NOPIN	The PIN has not been entered was not long enough or has been cleared.
WFS_ERR_PIN_FORMATNOTSUPP	The specified format is not supported.
WFS_ERR_PIN_INVALIDKEYLENGTH	The length of <i>lpsKeyEncKey</i> or <i>lpsKey</i> is not supported by this key or the length of an encryption key is not compatible with the encryption operation required.
WFS_ERR_PIN_DUKPTOVERFLOW	The DUKPT KSN encryption counter has overflowed to zero. A new IPEK must be loaded.

**Events** In addition to the generic events defined in [Ref. 1], the following events can be generated by this command:

Value	Meaning
WFS_SRVE_PIN_ILLEGAL_KEY_ACCESS	An error occurred accessing an encryption key.
WFS_EXEE_PIN_DUKPT_KSN	An <i>lpsKey</i> with WFS_PIN_USEKEYDERKEY usage has been used to encrypt the PIN block.

**Comments** None.

### 5.1.11 WFS\_CMD\_PIN\_GET\_DATA

---

**Description** This function is used to return keystrokes entered by the user. It will automatically set the PIN pad to echo characters on the display if there is a display. For each keystroke an execute notification event `WFS_EXEE_PIN_KEY` is sent in order to allow an application to perform the appropriate display action (i.e. when the PIN pad has no integrated display).

The `WFS_EXEE_PIN_ENTERDATA` event will be generated when the PIN pad is ready for the user to start entering data.

When the maximum number of digits is entered and the flag `bAutoEnd` is true, or a terminate key is pressed after the minimum number of digits is entered, the command completes. If the `<Cancel>` key is a terminator key and is pressed, the command will complete successfully even if the minimum number of digits has not been entered.

Terminating FDKs can have the functionality of `<Enter>` (terminates only if minimum length has been reached) or `<Cancel>` (can terminate before minimum length is reached). The configuration of this functionality is vendor specific.

If `usMaxLen` is zero, the Service Provider does not terminate the command unless the application sets `ulTerminateKeys` or `ulTerminateFDKs`. In the event that `ulTerminateKeys` or `ulTerminateFDKs` are not set and `usMaxLen` is zero, the command will not terminate and the application must issue a **WFSCancel** command.

If `usMaxLen` has been met and `bAutoEnd` is set to False, then all keys or FDKs that add data to the contents of the `WFSPINDATA` output parameter will automatically be disabled. If the CLEAR or BACKSPACE key is pressed to reduce the number of entered keys below `usMaxLen`, the same keys will be re-enabled.

Where applications want direct control of the data entry and the key interpretation, `usMaxLen` can be set to zero allowing the application to provide tracking and counting of key presses until a terminate key or terminate FDK is pressed or **WFSCancel** has been issued.

The following keys may affect the contents of the `WFSPINDATA` output parameter but are not returned in it:

```
WFS_PIN_FK_ENTER
WFS_PIN_FK_CANCEL
WFS_PIN_FK_CLEAR
WFS_PIN_FK_BACKSPACE
```

The `WFS_PIN_FK_CANCEL` and `WFS_PIN_FK_CLEAR` keys will cause the output buffer to be cleared. The `WFS_PIN_FK_BACKSPACE` key will cause the last key in the buffer to be removed.

Terminating keys have to be active keys to operate.

It is the responsibility of the application to identify the mapping between the FDK code and the physical location of the FDK.

**Input Param** LPWFSPINGETDATA lpPinGetData;

```
typedef struct _wfs_pin_getdata
{
    USHORT          usMaxLen;
    BOOL            bAutoEnd;
    ULONG           ulActiveFDKs;
    ULONG           ulActiveKeys;
    ULONG           ulTerminateFDKs;
    ULONG           ulTerminateKeys;
} WFSPINGETDATA, *LPWFSPINGETDATA;
```

*usMaxLen*

Specifies the maximum number of digits which can be returned to the application in the output parameter.

*bAutoEnd*

If *bAutoEnd* is set to true, the Service Provider terminates the command when the maximum number of digits are entered. Otherwise, the input is terminated by the user using one of the termination keys. *bAutoEnd* is ignored when *usMaxLen* is set to zero.

*ulActiveFDKs*

Specifies a mask of those FDKs which are active during the execution of the command (see WFS\_INF\_PIN\_FUNCKEY\_DETAIL).

*ulActiveKeys*

Specifies a mask of those (other) Function Keys which are active during the execution of the command (see WFS\_INF\_PIN\_FUNCKEY\_DETAIL).

*ulTerminateFDKs*

Specifies a mask of those FDKs which must terminate the execution of the command (see WFS\_INF\_PIN\_FUNCKEY\_DETAIL).

*ulTerminateKeys*

Specifies a mask of those (other) Function Keys which must terminate the execution of the command (see WFS\_INF\_PIN\_FUNCKEY\_DETAIL).

**Output Param** LPWFSPINDATA lpPinData;

```
typedef struct _wfs_pin_data
{
    USHORT                usKeys;
    LPWFSPINKEY          *lpPinKeys;
    WORD                  wCompletion;
} WFSPINDATA, *LPWFSPINDATA;
```

*usKeys*

Number of keys entered by the user (i.e. number of following WFSPINKEY structures).

*lpPinKeys*

Pointer to an array of pointers to WFSPINKEY structures that contain the keys entered by the user (for a description of the WFSPINKEY structure see the definition of the WFS\_EXEE\_PIN\_KEY event).

*wCompletion*

Specifies the reason for completion of the entry. Possible values are: (see command WFS\_CMD\_PIN\_GET\_PIN)

**Error Codes** In addition to the generic error codes defined in [Ref. 1], the following error codes can be generated by this command:

Value	Meaning
WFS_ERR_PIN_KEYINVALID	At least one of the specified function keys or FDKs is invalid.
WFS_ERR_PIN_KEYNOTSUPPORTED	At least one of the specified function keys or FDKs is not supported by the Service Provider.
WFS_ERR_PIN_NOACTIVEKEYS	There are no active keys specified, or there is no defined layout definition.

**Events** In addition to the generic events defined in [Ref. 1], the following events can be generated by this command:

Value	Meaning
WFS_EXEE_PIN_KEY	A key has been pressed at the PIN pad.
WFS_EXEE_PIN_ENTERDATA	The PIN pad is ready for the user to start entering data.
WFS_EXEE_PIN_LAYOUT	The layout has changed position. For ETS devices only.

**Comments** If the triple zero key is pressed one WFS\_EXEE\_PIN\_KEY event is sent that contains the WFS\_PIN\_FK\_000 code and three WFS\_PIN\_FK\_0 elements are added to the output buffer.

If the triple zero key is pressed when 3 keys are already inserted and *usMaxLen* equals 4 the key is not accepted and no event is sent to the application.

**CWA 16926-65:2020 (E)**

If the backspace key is pressed after the triple zero key only one zero is deleted out of the output buffer.

If the double zero key is pressed one WFS\_EXEE\_PIN\_KEY event is sent that contains the WFS\_PIN\_FK\_00 code and two WFS\_PIN\_FK\_0 elements are added to the output buffer.

If the double zero key is pressed when 3 keys are already inserted and *usMaxLen* equals 4 the key is not accepted and no event is sent to the application.

If the backspace key is pressed after the double zero key only one zero is deleted out of the output buffer.



## 5.1.12 WFS\_CMD\_PIN\_INITIALIZATION

---

**Description** The encryption module must be initialized before any encryption function can be used. Every call to WFS\_CMD\_PIN\_INITIALIZATION destroys all application keys that have been loaded or imported; it does not affect those keys loaded during manufacturing.

Usually this command is called by an operator task and not by the application program. Public keys imported under the RSA Signature based remote key loading scheme when public key deletion authentication is required will not be affected. However, if this command is requested in authenticated mode, public keys that require authentication for deletion will be deleted. This includes public keys imported under either the RSA Signature based remote key loading scheme or the TR34 RSA Certificate based remote key loading scheme.

Initialization also involves loading “initial” application keys and local vendor dependent keys. These can be supplied, for example, by an operator through a keyboard, a local configuration file, remote RSA key management or possibly by means of some secure hardware that can be attached to the device. The application “initial” keys would normally get updated by the application during a WFS\_CMD\_PIN\_IMPORT\_KEY command as soon as possible. Local vendor dependent static keys (e.g. storage, firmware and offset keys) would normally be transparent to the application and by definition cannot be dynamically changed.

Where initial keys are not available immediately when this command is issued (i.e. when operator intervention is required), the Service Provider returns WFS\_ERR\_PIN\_ACCESSDENIED and the application must await the WFS\_SRVE\_PIN\_INITIALIZED event.

During initialization an optional encrypted ID key can be stored in the HW module. The ID key and the corresponding encryption key can be passed as parameters; if not, they are generated automatically by the encryption module. The encrypted ID is returned to the application and serves as authorization for the key import function. The WFS\_INF\_PIN\_CAPABILITIES command indicates whether or not the device will support this feature.

This function also resets the HSM terminal data, except session key index and trace number.

This function resets all certificate data and authentication public/private keys back to their initial states at the time of production (except for those public keys imported under the RSA Signature based remote key loading scheme when public key deletion authentication is required). Key-pairs created with WFS\_CMD\_PIN\_GENERATE\_RSA\_KEY\_PAIR are deleted. Any keys installed during production, which have been permanently replaced, will not be reset. Any Verification certificates that may have been loaded must be reloaded. The Certificate state will remain the same, but the WFS\_CMD\_PIN\_LOAD\_CERTIFICATE or WFS\_CMD\_PIN\_REPLACE\_CERTIFICATE commands must be called again.

When multiple ZKA HSMs are present, this command deletes all keys loaded within all ZKA logical HSMs.

**Input Param** LPWFSPININIT lpInit;

```
typedef struct _wfs_pin_init
{
    LPWFSXDATA          lpxIdent;
    LPWFSXDATA          lpxKey;
} WFSPININIT, *LPWFSPININIT;
```

*lpxIdent*

Pointer to the value of the ID key. NULL if not required.

*lpxKey*

Pointer to the value of the encryption key. NULL if not required.

**Output Param** LPWFSXDATA lpxIdentification;

*lpxIdentification*

Pointer to the value of the ID key encrypted by the encryption key. This value can be used as authorization for the WFS\_CMD\_PIN\_IMPORT\_KEY command, but can be NULL if no authorization required.

**Error Codes** In addition to the generic error codes defined in [Ref. 1], the following error codes can be generated by this command:

**CWA 16926-65:2020 (E)**

	<u>Value</u>	<u>Meaning</u>
	WFS_ERR_PIN_ACCESSDENIED	The encryption module is either not initialized (or not ready for some vendor specific reason).
	WFS_ERR_PIN_INVALIDID	The ID passed was not valid.
<b>Events</b>	In addition to the generic events defined in [Ref. 1], the following events can be generated by this command:	
	<u>Value</u>	<u>Meaning</u>
	WFS_SRVE_PIN_INITIALIZED	The encryption module is now initialized.
	WFS_SRVE_PIN_ILLEGAL_KEY_ACCESS	An error occurred accessing an encryption key.
<b>Comments</b>	None.	

### 5.1.13 WFS\_CMD\_PIN\_LOCAL\_BANKSYS

---

**Description** The PIN block previously built by the WFS\_CMD\_PIN\_GET\_PINBLOCK command is sent to the BANKSYS security control module using the WFS\_CMD\_PIN\_BANKSYS\_IO command. The BANKSYS security control module will return an ATMVAC code, which is then used in this command to locally validate the PIN. The key referenced by *lpsKey* within the most recent successful WFS\_CMD\_PIN\_GET\_PINBLOCK command is reused by the WFS\_CMD\_PIN\_LOCAL\_BANKSYS command for the local validation.

**Input Param** LPWFSPINLOCALBANKSYS lpLocalBanksys;

```
typedef struct _wfs_pin_local_banksys
{
    LPWFSXDATA                lpxATMVAC;
} WFSPINLOCALBANKSYS, *LPWFSPINLOCALBANKSYS;
```

*lpxATMVAC*

The ATMVAC code calculated by the BANKSYS Security Control Module.

**Output Param** LPBOOL lpbResult;

*lpbResult*

Pointer to a boolean value which specifies whether the PIN is correct or not.

**Error Codes** In addition to the generic error codes defined in [Ref. 1], the following error codes can be generated by this command:

Value	Meaning
WFS_ERR_PIN_ACCESSDENIED	The encryption module is either not initialized or not ready for any vendor specific reason.
WFS_ERR_PIN_NOPIN	PIN has not been entered or has been cleared without building the Banksys PIN block.
WFS_ERR_PIN_INVALIDKEYLENGTH	The length of <i>lpxATMVAC</i> is not supported or the length of an encryption key is not compatible with the encryption operation required.

**Events** In addition to the generic events defined in [Ref. 1], the following events can be generated by this command:

Value	Meaning
WFS_SRVE_PIN_ILLEGAL_KEY_ACCESS	An error occurred accessing an encryption key.

**Comments** None.

### 5.1.14 WFS\_CMD\_PIN\_BANKSYS\_IO

---

**Description** This command sends a single command to the Banksys Security Control Module.

**Input Param** LPWFSPINBANKSYSIO lpBanksysIoIn;

```
typedef struct _wfs_pin_banksys_io
{
    ULONG                ulLength;
    LPBYTE               lpbData;
} WFSPINBANKSYSIO, *LPWFSPINBANKSYSIO;
```

*ulLength*

Specifies the length of the following field *lpbData*.

*lpbData*

Points to the data sent to the BANKSYS Security Control Module.

**Output Param** LPWFSPINBANKSYSIO lpBanksysIoOut;

```
typedef struct _wfs_pin_banksys_io
{
    ULONG                ulLength;
    LPBYTE               lpbData;
} WFSPINBANKSYSIO, *LPWFSPINBANKSYSIO;
```

*ulLength*

Specifies the length of the following field *lpbData*.

*lpbData*

Points to the data responded by the BANKSYS Security Control Module.

**Error Codes** In addition to the generic error codes defined in [Ref. 1], the following error codes can be generated by this command:

Value	Meaning
WFS_ERR_PIN_INVALIDDATA	An error occurred while communicating with the device.

**Events** Only the generic events defined in [Ref. 1] can be generated by this command.

**Comments** The Banksys command and response message data are defined in [Ref. 18].

### 5.1.15 WFS\_CMD\_PIN\_RESET

---

<b>Description</b>	Sends a service reset to the Service Provider.
<b>Input Param</b>	None.
<b>Output Param</b>	None.
<b>Error Codes</b>	Only the generic error codes defined in [Ref. 1] can be generated by this command.
<b>Events</b>	Only the generic events defined in [Ref. 1] can be generated by this command.
<b>Comments</b>	This command is used by an application control program to cause a device to reset itself to a known good condition. It does not delete any keys.

## 5.1.16 WFS\_CMD\_PIN\_HSM\_SET\_TDATA

**Description** This function allows the application to set the HSM terminal data (except keys, trace number and session key index). The data must be provided as a series of “tag/length/value” items.

Terminal data that are set but are not supported by the hardware will be ignored.

**Input Param** LPWFSXDATA lpxTData;

*lpxTData*

Specifies which parameter(s) is(are) to be set. *lpxTData* is a series of “tag/length/value” items where each item consists of:

- One byte tag (see the list of tags below).
- One byte specifying the length of the following data as an unsigned binary number.
- N bytes data (see the list below for formatting) with no separators.

The following tags are supported:

Tag (hexl)	Format	Length (bytes)	Meaning	Read / Write	EPP / HSM
C2	BCD	4	Terminal ID ISO BMP 41	R/W	EPP
C3	BCD	4	Bank code ISO BMP 42 (rightmost 4 bytes)	R/W	EPP
C4	BCD	9	Account data for terminal account ISO BMP 60 (load against other card)	R/W	EPP
C5	BCD	9	Account data for fee account ISO BMP 60 ("Laden vom Kartenkonto")	R/W	EPP
C6	EBCDIC	40	Terminal location ISO BMP 43	R/W	EPP
C7	ASCII	3	Terminal currency	R/W	EPP
C8	BCD	7	Online date and time (YYYYMMDDHHMMSS) ISO BMP 61	R/W	HSM
C9	BCD	4	Minimum load fee in units of 1/100 of terminal currency, checked against leftmost 4 Bytes of ISO BMP42	R/W	EPP
CA	BCD	4	Maximum load fee in units of 1/100 of terminal currency, checked against leftmost 4 Bytes of ISO BMP42	R/W	EPP
CB	BIN	3	logical HSM binary coded serial number (starts with 1; 0 means that there are no logical HSMs)	R	HSM
CC	EBCDIC	16	ZKA ID (is filled during the pre-initialization of the HSM)	R	HSM
CD	BIN	1	HSM status 1 = irreversibly out of order 2 = out of order, K_UR is not loaded 3 = not pre-initialized, K_UR is loaded 4 = pre-initialized, K_INIT is loaded 5 = initialized/personalized, K_PERS is loaded	R	HSM
CE	EBCDIC	variable, min. 16	HSM-ID (6 byte Manufacturer- ID + min. 10 Byte serial number), as needed for ISO BMP57 of a pre-initialization	R	EPP

In the table above, the fifth column indicates if the variable is read only or both read and write. The sixth column indicates if the variable is unique per logical HSM or common across all logical HSMs within an EPP.

**Output Param** None.

**Error Codes** In addition to the generic error codes defined in [Ref. 1], the following error codes can be generated by this command:

Value	Meaning
WFS_ERR_PIN_ACCESSDENIED	The encryption module is either not initialized or not ready for any vendor specific reason.
WFS_ERR_PIN_HSMSTATEINVALID	The HSM is not in a correct state to handle this command.

**Events** In addition to the generic events defined in [Ref. 1], the following events can be generated by this command:

Value	Meaning
WFS_SRVE_PIN_HSM_TDATA_CHANGED	The terminal data has changed.

**Comments** None.

### 5.1.17 WFS\_CMD\_PIN\_SECURE\_MSG\_SEND

---

**Description** This command handles all messages that should be sent through a secure messaging to an authorization system, German "Ladezentrale", personalization system or the chip. The encryption module adds the security relevant fields to the message and returns the modified message in the output structure. All messages must be presented to the encryptor via this command even if they do not contain security fields in order to keep track of the transaction status in the internal state machine.

**Input Param** LPWFSPINSECMMSG lpSecMsgIn;

```
typedef struct _wfs_pin_secure_message
{
    WORD                wProtocol;
    ULONG               ulLength;
    LPBYTE              lpbMsg;
} WFSPINSECMMSG, *LPWFSPINSECMMSG;
```

*wProtocol*

Specifies the protocol the message belongs to. Specified as one of the following flags:

Value	Meaning
WFS_PIN_PROTISOAS	ISO 8583 protocol for the authorization system.
WFS_PIN_PROTISOLZ	ISO 8583 protocol for the German "Ladezentrale".
WFS_PIN_PROTISOPS	ISO 8583 protocol for the personalization system.
WFS_PIN_PROTCHIPZKA	ZKA chip protocol.
WFS_PIN_PROTRAWDATA	Raw data protocol.
WFS_PIN_PROTPBM	PBM protocol (see [Ref. 8] –[Ref. 13])
WFS_PIN_PROTHSMLDI	HSM LDI protocol.
WFS_PIN_PROTGENAS	Generic PAC/MAC for non-ISO8583 message formats.
WFS_PIN_PROTCHIPINCHG	ZKA chip protocol for changing the PIN on a GeldKarte.
WFS_PIN_PROTPINCMF	Protocol for comparing PIN numbers entered in the PIN pad during a PIN Change transaction.
WFS_PIN_PROTISOPINCHG	ISO8583 authorization system protocol for changing the PIN on a GeldKarte.

*ulLength*

Specifies the length in bytes of the message in *lpbMsg*. This parameter is ignored for the WFS\_PIN\_PROTHSMLDI protocol.

*lpbMsg*

Specifies the message that should be send. This parameter is ignored for the WFS\_PIN\_PROTHSMLDI protocol.

**Output Param** LPWFSPINSECMMSG lpSecMsgOut;

*lpSecMsgOut*

pointer to a WFSPINSECMMSG structure that contains the modified message that can now be send to an authorization system, German "Ladezentrale", personalization system or the chip.

**Error Codes** In addition to the generic error codes defined in [Ref. 1], the following error codes can be generated by this command:

Value	Meaning
WFS_ERR_PIN_ACCESSDENIED	The encryption module is either not initialized or not ready for any vendor specific reason.
WFS_ERR_PIN_HSMSTATEINVALID	The HSM is not in a correct state to handle this message.
WFS_ERR_PIN_PROTINVALID	The specified protocol is invalid.



WFS_ERR_PIN_FORMATINVALID	The format of the message is invalid.
WFS_ERR_PIN_CONTENTINVALID	The contents of one of the security relevant fields are invalid.
WFS_ERR_PIN_KEYNOTFOUND	No key was found for PAC/MAC generation.
WFS_ERR_PIN_NOPIN	No PIN or insufficient PIN-digits have been entered.

**Events** Only the generic events defined in [Ref. 1] can be generated by this command.

**Comments** None.

## 5.1.18 WFS\_CMD\_PIN\_SECURE\_MSG\_RECEIVE

---

**Description** This command handles all messages that are received through a secure messaging from an authorization system, German "Ladezentrale", personalization system or the chip. The encryption module checks the security relevant fields. All messages must be presented to the encryptor via this command even if they do not contain security relevant fields in order to keep track of the transaction status in the internal state machine.

**Input Param** LPWFSPINSECMMSG lpSecMsgIn;

```
typedef struct _wfs_pin_secure_message
{
    WORD                wProtocol;
    ULONG               ulLength;
    LPBYTE              lpbMsg;
} WFSPINSECMMSG, *LPWFSPINSECMMSG;
```

*wProtocol*

Specifies the protocol the message belongs to. Specified as one of the following flags:

Value	Meaning
WFS_PIN_PROTISOAS	ISO 8583 protocol for the authorization system.
WFS_PIN_PROTISOLZ	ISO 8583 protocol for the German "Ladezentrale".
WFS_PIN_PROTISOPS	ISO 8583 protocol for the personalization system.
WFS_PIN_PROTCHIPZKA	ZKA chip protocol.
WFS_PIN_PROTRAWDATA	Raw data protocol.
WFS_PIN_PROTPBM	PBM protocol (see [Ref. 8] – [Ref. 13]).
WFS_PIN_PROTGENAS	Generic PAC/MAC for non-ISO8583 message formats.
WFS_PIN_PROTCHIPINCHG	ZKA chip protocol for changing the PIN on a GeldKarte.
WFS_PIN_PROTPINCMF	Protocol for comparing PIN numbers entered in the PIN pad during a PIN Change transaction.
WFS_PIN_PROTISOPINCHG	ISO8583 authorization system protocol for changing the PIN on a GeldKarte.

*ulLength*

Specifies the length in bytes of the message in *lpbMsg*.

*lpbMsg*

Specifies the message that was received. This value can be NULL if during a specified time period no response was received from the communication partner (necessary to set the internal state machine to the correct state).

**Output Param** None.

**Error Codes** In addition to the generic error codes defined in [Ref. 1], the following error codes can be generated by this command:

Value	Meaning
WFS_ERR_PIN_ACCESSDENIED	The encryption module is either not initialized or not ready for any vendor specific reason.
WFS_ERR_PIN_HSMSTATEINVALID	The HSM is not in a correct state to handle this message.
WFS_ERR_PIN_MACINVALID	The MAC of the message is not correct.
WFS_ERR_PIN_PROTINVALID	The specified protocol is invalid.
WFS_ERR_PIN_FORMATINVALID	The format of the message is invalid.
WFS_ERR_PIN_CONTENTINVALID	The contents of one of the security relevant fields are invalid.
WFS_ERR_PIN_KEYNOTFOUND	No key was found for MAC verification.

**Events** In addition to the generic events defined in [Ref. 1], the following events can be generated by this command:

<u>Value</u>	<u>Meaning</u>
WFS_SRVE_PIN_HSM_TDATA_CHANGED	The terminal data has changed.

**Comments** None.

### 5.1.19 WFS\_CMD\_PIN\_GET\_JOURNAL

---

**Description** This command is used to get journal data from the encryption module. It retrieves cryptographically secured information about the result of the last transaction that was done with the indicated protocol. When the Service Provider supports journaling (see Capabilities) then it is impossible to do any WFS\_CMD\_PIN\_SECURE\_MSG\_SEND/RECEIVE with this protocol, unless the journal data is retrieved. It is possible - especially after restarting a system - to get the same journal data again.

**Input Param** LPWORD lpwProtocol;

*lpwProtocol*

Specifies the protocol the journal data belong to. Specified as one of the following flags:

Value	Meaning
WFS_PIN_PROTISOAS	Get authorization system journal data.
WFS_PIN_PROTISOLZ	Get German "Ladezentrale" journal data.
WFS_PIN_PROTISOPS	Get personalization system journal data.
WFS_PIN_PROTPBM	Get PBM protocol data.

**Output Param** LPWFSXDATA lpxJournalData;

*lpxJournalData*

Pointer to the journal data.

**Error Codes** In addition to the generic error codes defined in [Ref. 1], the following error codes can be generated by this command:

Value	Meaning
WFS_ERR_PIN_ACCESSDENIED	The encryption module is either not initialized or not ready for any vendor specific reason.
WFS_ERR_PIN_HSMSTATEINVALID	The HSM is not in a correct state to return journal data.
WFS_ERR_PIN_PROTINVALID	The specified protocol is invalid.

**Events** Only the generic events defined in [Ref. 1] can be generated by this command.

**Comments** None.

## 5.1.20 WFS\_CMD\_PIN\_IMPORT\_KEY\_EX

**Description** The encryption key in the secure key buffer or passed by the application is loaded in the encryption module. The key can be passed in clear text mode or encrypted with an accompanying "key encryption key". The *dwUse* parameter is needed to separate the keys in several parts of the encryption module to avoid the manipulation of a key. A key can be loaded in multiple unencrypted parts by combining the WFS\_PIN\_USECONSTRUCT or WFS\_PIN\_USESECURECONSTRUCT value with the final usage flag within the *dwUse* field.

If the WFS\_PIN\_USECONSTRUCT flag is used then the application must provide the key data through the *lpxValue* parameter, If WFS\_PIN\_USESECURECONSTRUCT is used then the encryption key part in the secure key buffer previously populated with the WFS\_CMD\_PIN\_SECUREKEY\_ENTRY command is used and *lpxValue* is ignored. Key parts loaded with the WFS\_PIN\_USESECURECONSTRUCT flag can only be stored once as the encryption key in the secure key buffer is no longer available after this command has been executed. The WFS\_PIN\_USECONSTRUCT and WFS\_PIN\_USESECURECONSTRUCT construction flags cannot be used in combination.

**Input Param** LPWFSPINIMPORTKEYEX lpImportKeyEx;

```
typedef struct _wfs_pin_import_key_ex
{
    LPSTR                lpsKey;
    LPSTR                lpsEncKey;
    LPWFSXDATA          lpxValue;
    LPWFSXDATA          lpxControlVector;
    DWORD               dwUse;
    WORD                wKeyCheckMode;
    LPWFSXDATA          lpxKeyCheckValue;
} WFSPINIMPORTKEYEX, *LPWFSPINIMPORTKEYEX;
```

*lpsKey*

Specifies the name of key being loaded.

*lpsEncKey*

*lpsEncKey* specifies a key name which was used to encrypt (in ECB mode) the key string passed in *lpxValue*. If *lpsEncKey* is NULL the key is loaded directly into the encryption module. *lpsEncKey* must be NULL if *dwUse* contains WFS\_PIN\_USECONSTRUCT or WFS\_PIN\_USESECURECONSTRUCT.

*lpxValue*

Specifies the value of key to be loaded. If it is an RSA key the first 4 bytes contain the exponent and the following 128 the modulus.

*lpxControlVector*

Specifies the control vector of the key to be loaded. It contains the attributes of the key. If this parameter is NULL the keys is only specified by *dwUse*. See also [Ref. 26].

*dwUse*

Specifies the type of access for which the key can be used. If this parameter equals zero, the key is deleted. Otherwise the parameter can be a combination of the following flags:

Value	Meaning
WFS_PIN_USECRYPT	Key is used for encryption and decryption.
WFS_PIN_USEFUNCTION	Key is used for PIN block creation.
WFS_PIN_USEMACING	Key is used for MACing.
WFS_PIN_USEKEYENCKEY	Key is used as key encryption key.
WFS_PIN_USEPINLOCAL	Key is used only for local PIN check.
WFS_PIN_USERSAPUBLIC	Key is used as a public key for RSA encryption including EMV PIN block creation.
WFS_PIN_USERSAPRIVATE	Key is used as a private key for RSA decryption (it is not recommended that private keys are imported with this function).

WFS_PIN_USECONSTRUCT	Key is under construction through the import of multiple parts. This value is used in combination with one of the other key usage flags.
WFS_PIN_USESECURECONSTRUCT	Key is under construction through the import of multiple parts. This value is used in combination with one of the other key usage flags. <i>lpxValue</i> is ignored as the encryption key part is taken from the secure key buffer.
WFS_PIN_USEANSTR31MASTER	Key can be used for importing keys packaged within an ANS TR-31 key block. This key usage can only be combined with WFS_PIN_USECONSTRUCT and WFS_PIN_USESECURECONSTRUCT.
WFS_PIN_USEPINREMOTE	Key is used only for PIN block creation.
WFS_PIN_USERESTRICTEDKEYENCKEY	Key is used as WFS_PIN_USEKEYENCKEY key whose later subsequently derived keys inherit and are restricted to a single use. To express this the WFS_PIN_USERESTRICTED-KEYENCKEY use must be combined with the use WFS_PIN_USEKEYENCKEY and must additionally be combined with the use that the later subsequently derived keys will have. See also examples in section 8.7.

If *dwUse* equals zero the specified key is deleted. In that case all parameters but *lpsKey* are ignored.

*wKeyCheckMode*

Specifies the mode that is used to create the key check value. It can be one of the following flags:

Value	Meaning
WFS_PIN_KCVNONE	There is no key check value verification required.
WFS_PIN_KCVSELF	The key check value (KCV) is created by an encryption of the key with itself. For the description refer to the WFS_PIN_KCVSELF literal described in the Capabilities.
WFS_PIN_KCVZERO	The key check value (KCV) is created by encrypting a zero value with the key. Unless otherwise specified, ECB encryption is used. The encryption algorithm used (i.e. DES, 3DES, AES) is determined by the type of key used to generate the KCV.

*lpxKeyCheckValue*

Specifies a check value to verify that the value of the imported key is correct. It can be NULL, if no key check value verification is required and *wKeyCheckMode* equals WFS\_PIN\_KCVNONE.

**Output Param** None.

**Error Codes** In addition to the generic error codes defined in [Ref. 1], the following error codes can be generated by this command:

Value	Meaning
WFS_ERR_PIN_KEYNOTFOUND	The specified key encryption key was not found or attempting to delete a non-existent key.
WFS_ERR_PIN_ACCESSDENIED	The encryption module is either not initialized or not ready for any vendor specific reason.
WFS_ERR_PIN_DUPLICATEKEY	A key exists with that name and cannot be overwritten.

WFS_ERR_PIN_KEYNOVALUE	The specified key encryption key is not loaded.
WFS_ERR_PIN_USEVIOLATION	The specified use conflicts with a previously for the same key specified one.
WFS_ERR_PIN_INVALIDKEYLENGTH	The length of <i>lpxValue</i> is not supported or the encryption key in the secure key buffer is invalid (or has not been entered) or the length of an encryption key is not compatible with the encryption operation required.
WFS_ERR_PIN_KEYINVALID	The key value is invalid. The key check value verification failed.
WFS_ERR_PIN_NOKEYRAM	There is no space left in the key RAM for a key of the specified type.

**Events** In addition to the generic events defined in [Ref. 1], the following events can be generated by this command:

Value	Meaning
WFS_SRVE_PIN_ILLEGAL_KEY_ACCESS	An error occurred accessing an encryption key.

**Comments** When keys are loaded in multiple parts, all parts of the key loaded must set the relevant construction value in the *dwUse* field along with any usages needed for the final key use. The usage flag must be consistent for all parts of the key. Activation of a key entered in multiple parts is indicated through an additional final call to this command, where the construction flag is removed from *dwUse* but those other usages defined during the key part loading must still be used. No key data is passed during the final activation of the key. A WFS\_ERR\_PIN\_ACCESSDENIED error will be returned if the key cannot be activated, e.g. if only one key part has been entered.

When a construction flag is set, the optional KCV applies to the key part being imported. If the KVC provided for a key part fails verification, the key part will not be accepted. When the key is being activated, the optional KCV applies to the complete key already stored. If the KVC provided during activation fails verification, the key will not be activated.

When the first part of the key is received, it is stored directly in the device. All subsequent parts are combined with the existing value in the device through XOR. No sub-parts of the key are maintained separately. While a key still has a *dwUse* value that indicates it is under construction, it cannot be used for cryptographic functions.

## 5.1.21 WFS\_CMD\_PIN\_ENC\_IO

---

**Description** This command is used to communicate with the encryption module. Transparent data is sent from the application to the encryption module and the response is returned transparently to the application.

This command is used to add support for country-specific protocols.

**Input Param** LPWFSPINENCIO lpEncIoIn;

```
typedef struct _wfs_pin_enc_io
{
    WORD                wProtocol;
    ULONG               ulDataLength;
    LPVOID              lpvData;
} WFSPINENCIO, *LPWFSPINENCIO;
```

*wProtocol*

Identifies the protocol that is used to communicate with the encryption module. The following protocol numbers are defined:

Value	Meaning
WFS_PIN_ENC_PROT_CH	For Swiss specific protocols. The document specification for Swiss specific protocols is "CMD_ENC_IO - CH Protocol.doc". This document is available at the following address: EUROPAY (Switzerland) SA Terminal Management Hertistrasse 27 CH-8304 Wallisellen
WFS_PIN_ENC_PROT_GIECB	Protocol for "Groupement des Cartes Bancaires" (France).
WFS_PIN_ENC_PROT_LUX	Protocol for Luxemburg commands. The reference for this specific protocol is the Authorization Center in Luxemburg (CETREL.) Cryptography Management Postal address: CETREL Société Coopérative Centre de Transferts Electroniques L-2956 Luxembourg
WFS_PIN_ENC_PROT_CHN	Protocol for China commands. The reference for this specific protocol are the Financial industry standard of the People's Republic of China PBOC3.0 JR/T 0025 [Ref. 44] and the Password industry standard of the People's Republic of China GM/T 0003, GM/T 0004 [Ref. 43].

*ulDataLength*

Specifies the length in bytes of the structure pointed to by the following field *lpvData*.

*lpvData*

Points to a structure containing the data to be sent to the encryption module. This structure depends on the *wProtocol* field where each protocol may contain a different structure.

**Output Param** LPWFSPINENCIO lpEncIoOut;

```
typedef struct _wfs_pin_enc_io
{
    WORD                wProtocol;
    ULONG               ulDataLength;
    LPVOID              lpvData;
} WFSPINENCIO, *LPWFSPINENCIO;
```



*wProtocol*

Identifies the protocol that is used to communicate with the encryption module. This field contains the same value as the corresponding field in the input structure.

*ulDataLength*

Specifies the length in bytes of the structure pointed to by the following field *lpvData*.

*lpvData*

Points to a structure containing the data responded by the encryption module.

**Error Codes** In addition to the generic error codes defined in [Ref. 1], the following error codes can be generated by this command:

Value	Meaning
WFS_ERR_PIN_PROTOCOLNOTSUPP	The specified protocol is not supported by the Service Provider. For <i>wProtocol</i> =WFS_PIN_ENC_PROT_GIECB.
WFS_ERR_PIN_RANDOMINVALID	The encrypted random number in the input data does not decrypt to the one previously provided by the EPP.
WFS_ERR_PIN_SIGNATUREINVALID	The signature in the input data is invalid.
WFS_ERR_PIN_SNSCDINVALID	The SCD serial number in the input data is invalid.
WFS_ERR_PIN_HSMSTATEINVALID	The HSM is not in a correct state to handle this command.
WFS_ERR_PIN_NOKEYRAM	There is no space left in the key RAM for a key of the specified type.
WFS_ERR_PIN_KEYINVALID	The key value is invalid.
WFS_ERR_PIN_KEY_GENERATION_ERROR	The EPP is unable to generate a key pair.

**Events** None.

**Comments** For the WFS\_PIN\_ENC\_PROT\_CH, WFS\_PIN\_ENC\_PROT\_LUX and the WFS\_PIN\_ENC\_PROT\_CHN protocols, the WFS\_CMD\_PIN\_ENC\_IO command only returns generic error codes. Protocol specific error codes will be returned by the *hResult* within the output data.

## 5.1.22 WFS\_CMD\_PIN\_HSM\_INIT

---

**Description** This command is used to set the HSM out of order. If multiple logical HSMs are configured then the command sets the currently active logical HSM out of order. At the same time the online time can be set to control when the OPT online dialog (see WFS\_PIN\_PROTISOPS protocol) shall be started to initialize the HSM again. When this time is reached a WFS\_SRVE\_PIN\_OPT\_REQUIRED event will be sent.

**Input Param** LPWFSPINHSMINIT lpHsmInit;

```
typedef struct _wfs_pin_hsm_init
{
    WORD wInitMode;
    LPWFSXDATA lpOnlineTime;
} WFSPINHSMINIT, *LPWFSPINHSMINIT
```

*wInitMode*

Specifies the init mode as one of the following flags:

Value	Meaning
WFS_PIN_INITTEMP	Initialize the HSM temporarily (K_UR remains loaded).
WFS_PIN_INITDEFINITE	Initialize the HSM definitely (K_UR is deleted).
WFS_PIN_INITIRREVERSIBLE	Initialize the HSM irreversibly (can only be restored by the vendor).

*lpOnlineTime*

Specifies the Online date and time in the format YYYYMMDDHHMMSS like in ISO BMP 61 as BCD packed characters. This parameter is ignored when the init mode equals WFS\_PIN\_INITDEFINITE or WFS\_PIN\_INITIRREVERSIBLE. If this parameter is NULL, *ulLength* is zero or the value is 0x00 0x00 0x00 0x00 0x00 0x00 0x00 0x00 the online time will be set to a value in the past.

**Output Param** None.

**Error Codes** The following additional error codes can be generated by this command:

Value	Meaning
WFS_ERR_PIN_MODENOTSUPPORTED	The specified init mode is not supported.
WFS_ERR_PIN_HSMSTATEINVALID	The HSM is not in a correct state to handle this command.

**Events** In addition to the generic events defined in [Ref. 1], the following events can be generated by this command:

Value	Meaning
WFS_SRVE_PIN_HSM_TDATA_CHANGED	The terminal data has changed.

**Comments** None.

## 5.1.23 WFS\_CMD\_PIN\_SECUREKEY\_ENTRY

**Description** This command allows a full length symmetric encryption key part to be entered directly into the PIN pad without being exposed outside of the PIN pad. From the point this function is invoked, encryption key digits (WFS\_PIN\_FK\_0 to WFS\_PIN\_FK\_9 and WFS\_PIN\_FK\_A to WFS\_PIN\_FK\_F) are *not* passed to the application. For each encryption key digit, or any other active key entered (except for shift), an execute notification event WFS\_EXEE\_PIN\_KEY is sent in order to allow an application to perform the appropriate display action (i.e. when the PIN pad has no integrated display). When an encryption key digit is entered the application is not informed of the value entered, instead zero is returned.

The WFS\_EXEE\_PIN\_ENTERDATA event will be generated when the PIN pad is ready for the user to start entering data.

The keys that can be enabled by this command are defined by the *lpFuncKeyDetail* parameter of the WFS\_INF\_PIN\_SECUREKEY\_DETAIL command. Function keys which are not associated with an encryption key digit may be enabled but will not contribute to the secure entry buffer (unless they are Cancel, Clear or Backspace) and will not count towards the length of the key entry. The Cancel and Clear keys will cause the encryption key buffer to be cleared. The Backspace key will cause the last encryption key digit in the encryption key buffer to be removed.

If *bAutoEnd* is TRUE the command will automatically complete when the required number of encryption key digits have been added to the buffer.

If *bAutoEnd* is FALSE then the command will not automatically complete and Enter, Cancel or any terminating key must be pressed. When *usKeyLen* hex encryption key digits have been entered then all encryption key digits keys are disabled. If the Clear or Backspace key is pressed to reduce the number of entered encryption key digits below *usKeyLen*, the same keys will be re-enabled.

Terminating keys have to be active keys to operate.

If an FDK is associated with Enter, Cancel, Clear or Backspace then the FDK must be activated to operate. The Enter and Cancel FDKs must also be marked as a terminator if they are to terminate entry. These FDKs are reported as normal FDKs within the WFS\_EXEE\_PIN\_KEY event, applications must be aware of those FDKs associated with Cancel, Clear, Backspace and Enter and handle any user interaction as required. For example, if the WFS\_PIN\_FK\_FDK01 is associated with Clear, then the application must include the WFS\_PIN\_FK\_FDK01 FDK code in the *ulActiveFDKs* parameter (if the clear functionality is required). In addition when this FDK is pressed the WFS\_EXEE\_PIN\_KEY event will contain the WFS\_PIN\_FK\_FDK01 mask value in the *ulDigit* field. The application must update the user interface to reflect the effect of the clear on the encryption key digits entered so far.

On some devices that are configured as either WFS\_PIN\_SECUREKEY\_REG\_UNIQUE or WFS\_PIN\_SECUREKEY\_IRREG\_UNIQUE all the function keys on the PIN pad will be associated with hex digits and there may be no FDKs available either. On these devices there may be no way to correct mistakes or cancel the key encryption entry before all the encryption key digits are entered, so the application must set the *bAutoEnd* flag to TRUE and wait for the command to auto-complete. Applications should check the KCV to avoid storing an incorrect key component.

Encryption key parts entered with this command are stored through either the WFS\_CMD\_PIN\_IMPORT\_KEY or WFS\_CMD\_PIN\_IMPORT\_KEY\_EX. Each key part can only be stored once after which the secure key buffer will be cleared automatically.

**Input Param** LPWFSPINSECUREKEYENTRY lpSecureKeyEntry;

```
typedef struct _wfs_pin_secure_key_entry
{
    USHORT          usKeyLen;
    BOOL            bAutoEnd;
    ULONG           ulActiveFDKs;
    ULONG           ulActiveKeys;
    ULONG           ulTerminateFDKs;
    ULONG           ulTerminateKeys;
    WORD            wVerificationType;
} WFSPINSECUREKEYENTRY, *LPWFSPINSECUREKEYENTRY;
```

*usKeyLen*

Specifies the number of digits which must be entered for the encryption key. For example, 16 for a single-length key, 32 for a double-length key and 48 for a triple-length key.

*bAutoEnd*

If *bAutoEnd* is set to true, the Service Provider terminates the command when the maximum number of encryption key digits are entered. Otherwise, the input is terminated by the user using Enter, Cancel or any terminating key. When *usKeyLen* is reached, the Service Provider will disable all keys associated with an encryption key digit.

*ulActiveFDKs*

Specifies those FDKs which are active during the execution of the command. This parameter should include those FDKs mapped to edit functions.

*ulActiveKeys*

Specifies all Function Keys(not FDKs) which are active during the execution of the command. This should be the complete set or a subset of the keys returned in the *lpFuncKeyDetail* parameter of the *WFS\_INF\_PIN\_SECUREKEY\_DETAIL* command. This should include *WFS\_PIN\_FK\_0* to *WFS\_PIN\_FK\_9* and *WFS\_PIN\_FK\_A* to *WFS\_PIN\_FK\_F* for all modes of secure key entry, but should also include *WFS\_PIN\_FK\_SHIFT* on shift based systems. The *WFS\_PIN\_FK\_00*, *WFS\_PIN\_FK\_000* and *WFS\_PIN\_FK\_DECPOINT* function keys must not be included in the list of active or terminate keys.

*ulTerminateFDKs*

Specifies those FDKs which must terminate the execution of the command. This should include the FDKs associated with Cancel and Enter.

*ulTerminateKeys*

Specifies those all Function Keys (not FDKs) which must terminate the execution of the command. This does not include the FDKs associated with Enter or Cancel.

*wVerificationType*

Specifies the type of verification to be done on the entered key. Possible values are as follows:

Value	Meaning
WFS_PIN_KCVSELF	The key check value (KCV) is created by an encryption of the key with itself. For the description refer to the <i>WFS_PIN_KCVSELF</i> literal described in the Capabilities.
WFS_PIN_KCVZERO	The key check value (KCV) is created by encrypting a zero value with the key. Unless otherwise specified, ECB encryption is used. The encryption algorithm used (i.e. DES, 3DES, AES) is determined by the type of key used to generate the KCV.

If one of the following flags is not included, *usKeyLen* will determine the cryptographic method used. If *usKeyLen* is 16, the cryptographic method will be Single DES. If *usKeyLen* is 32 or 48, the cryptographic method will be Triple DES:

Value	Meaning
WFS_PIN_KCV_DES	Single DES.
WFS_PIN_KCV_3DES	Triple DES.
WFS_PIN_KCV_AES	AES.

**Output Param** LPWFSPINSECUREKEYENTRYOUT *lpSecureKeyEntryOut*;

```
typedef struct _wfs_pin_secure_key_entry_out
{
    USHORT          usDigits;
    WORD            wCompletion;
    LPWFSDATA       lpKCV;
} WFSPINSECUREKEYENTRYOUT, *LPWFSPINSECUREKEYENTRYOUT;
```

*usDigits*

Specifies the number of key digits entered. Applications must ensure all required digits have been entered before trying to store the key.

*wCompletion*

Specifies the reason for completion of the entry. Possible values are described in WFS\_CMD\_PIN\_GET\_PIN.

*lpxKCV*

Contains the key check value data that can be used for verification of the entered key. This parameter is NULL if device does not have this capability, or the key entry was not fully entered, e.g. the entry was terminated by Enter before the required number of digits was entered.

**Error Codes** In addition to the generic error codes defined in [Ref. 1], the following error codes can be generated by this command:

Value	Meaning
WFS_ERR_PIN_ACCESSDENIED	The encryption module is either not initialized or not ready for any vendor specific reason.
WFS_ERR_PIN_KEYINVALID	At least one of the specified function keys or FDks is invalid.
WFS_ERR_PIN_KEYNOTSUPPORTED	At least one of the specified function keys or FDks is not supported by the Service Provider.
WFS_ERR_PIN_NOACTIVEKEYS	There are no active function keys specified, or there is no defined layout definition.
WFS_ERR_PIN_NOTERMINATEKEYS	There are no terminate keys specified and <i>bAutoEnd</i> is FALSE.
WFS_ERR_PIN_INVALIDKEYLENGTH	The <i>usKeyLen</i> key length is not supported.
WFS_ERR_PIN_MODENOTSUPPORTED	The KCV mode is not supported.
WFS_ERR_PIN_TOOMANYFRAMES	The device requires that only one frame is used for this command.
WFS_ERR_PIN_PARTIALFRAME	The single Touch Frame does not cover the entire monitor.
WFS_ERR_PIN_MISSINGKEYS	The single frame does not contain a full set of hexadecimal key definitions.
WFS_ERR_PIN_ENTRYTIMEOUT	The timeout for entering data has been reached. This is a timeout which may be due to hardware limitations or legislative requirements (for example PCI).

**Events** In addition to the generic events defined in [Ref. 1], the following events can be generated by this command:

Value	Meaning
WFS_EXEE_PIN_KEY	A key has been pressed at the PIN pad. Applications must be aware of the association between FDks and the edit functions reported within the WFS_INF_PIN_SECUREKEY_DETAIL command.
WFS_EXEE_PIN_ENTERDATA	The PIN pad is ready for the user to start entering data.
WFS_EXEE_PIN_LAYOUT	The layout has changed position. For ETS devices only.

**Comments** None.

## 5.1.24 WFS\_CMD\_PIN\_GENERATE\_KCV

---

**Description** This command returns the Key Check Value (KCV) for the specified key.

**Input Param** LPWFSPINGENERATEKCV lpGenerateKCV;

```
typedef struct _wfs_pin_generate_KCV
{
    LPSTR                lpsKey;
    WORD                 wKeyCheckMode;
} WFSPIGENERATEKCV, *LPWFSPINGENERATEKCV;
```

*lpsKey*

Specifies the name of key that should be used to generate the KCV.

*wKeyCheckMode*

Specifies the mode that is used to create the key check value. It can be one of the following flags:

Value	Meaning
WFS_PIN_KCVSELF	The key check value (KCV) is created by an encryption of the key with itself. For the description refer to the WFS_PIN_KCVSELF literal described in the Capabilities.
WFS_PIN_KCVZERO	The key check value (KCV) is created by encrypting a zero value with the key. Unless otherwise specified, ECB encryption is used. The encryption algorithm used (i.e. DES, 3DES, AES) is determined by the type of key used to generate the KCV.

**Output Param** LPWFSPINKCV lpKCV;

```
typedef struct _wfs_pin_kcv
{
    LPWFSDXDATA          lpxKCV;
} WFSPIKCV, *LPWFSPINKCV;
```

*lpxKCV*

Contains the key check value data that can be used for verification of the key.

**Error Codes** In addition to the generic error codes defined in [Ref. 1], the following error codes can be generated by this command:

Value	Meaning
WFS_ERR_PIN_KEYNOTFOUND	The specified key encryption key was not found.
WFS_ERR_PIN_KEYNOVALUE	The specified key exists but has no value loaded.
WFS_ERR_PIN_ACCESSDENIED	The encryption module is either not initialized or not ready for any vendor specific reason.
WFS_ERR_PIN_MODENOTSUPPORTED	The KCV mode is not supported.

**Events** In addition to the generic events defined in [Ref. 1], the following events can be generated by this command:

Value	Meaning
WFS_SRVE_PIN_ILLEGAL_KEY_ACCESS	An error occurred accessing an encryption key.

**Comments** None.

## 5.1.25 WFS\_CMD\_PIN\_SET\_GUIDANCE\_LIGHT

**Description** This command is used to set the status of the PIN guidance lights. This includes defining the flash rate, the color and the direction. When an application tries to use a color or direction that is not supported then the Service Provider will return the generic error WFS\_ERR\_UNSUPP\_DATA.

**Input Param** LPWFSPINSETGUIDLIGHT lpSetGuidLight;

```
typedef struct _wfs_pin_set_guidlight
{
    WORD                wGuidLight;
    DWORD               dwCommand;
} WFSPINSETGUIDLIGHT, *LPWFSPINSETGUIDLIGHT;
```

*wGuidLight*

Specifies the index of the guidance light to set as one of the values defined within the capabilities section:

*dwCommand*

Specifies the state of the guidance light indicator as WFS\_PIN\_GUIDANCE\_OFF or a combination of the following flags consisting of one type B, optionally one type C and optionally one type D. If no value of type C is specified then the default color is used. The Service Provider determines which color is used as the default color.

Value	Meaning	Type
WFS_PIN_GUIDANCE_OFF	The light indicator is turned off.	A
WFS_PIN_GUIDANCE_SLOW_FLASH	The light indicator is set to flash slowly.	B
WFS_PIN_GUIDANCE_MEDIUM_FLASH	The light is blinking medium frequency.	B
WFS_PIN_GUIDANCE_QUICK_FLASH	The light indicator is set to flash quickly.	B
WFS_PIN_GUIDANCE_CONTINUOUS	The light indicator is turned on continuously (steady).	B
WFS_PIN_GUIDANCE_RED	The light indicator color is set to red.	C
WFS_PIN_GUIDANCE_GREEN	The light indicator color is set to green.	C
WFS_PIN_GUIDANCE_YELLOW	The light indicator color is set to yellow.	C
WFS_PIN_GUIDANCE_BLUE	The light indicator color is set to blue.	C
WFS_PIN_GUIDANCE_CYAN	The light indicator color is set to cyan.	C
WFS_PIN_GUIDANCE_MAGENTA	The light indicator color is set to magenta.	C
WFS_PIN_GUIDANCE_WHITE	The light indicator color is set to white.	C
WFS_PIN_GUIDANCE_ENTRY	The light indicator is set to the entry state.	D
WFS_PIN_GUIDANCE_EXIT	The light indicator is set to the exit state.	D

**Output Param** None.

**Error Codes** In addition to the generic error codes defined in [Ref. 1], the following error codes can be generated by this command:

Value	Meaning
WFS_ERR_PIN_INVALID_PORT	An attempt to set a guidance light to a new value was invalid because the guidance light does not exist.

**Events** Only the generic events defined in [Ref. 1] can be generated by this command.

**Comments** Guidance light support was added into the PIN primarily to support guidance lights for

**CWA 16926-65:2020 (E)**

workstations where more than one instance of a PIN is present. The original SIU guidance light mechanism was not able to manage guidance lights for workstations with multiple PINs. This command can also be used to set the status of the PIN guidance lights when only one instance of a PIN is present.

The slow and medium flash rates must not be greater than 2.0 Hz. It should be noted that in order to comply with American Disabilities Act guidelines only a slow or medium flash rate must be used.



## 5.1.26 WFS\_CMD\_PIN\_MAINTAIN\_PIN

---

**Description** This command is used to control if the PIN is maintained after a PIN processing command for subsequent use by other PIN processing commands. This command is also used to clear the PIN buffer when the PIN is no longer required.

**Input Param** LPWFSPINMAINTAINPIN lpMaintainPinIn;

```
typedef struct _wfs_pin_maintain_pin
{
    BOOL bMaintainPIN;
} WFSPINMAINTAINPIN, *LPWFSPINMAINTAINPIN;
```

*bMaintainPIN*

Specifies if the PIN should be maintained after a PIN processing command. Once set, this setting applies until changed through another call to this command. This value is not persistent across reboots.

Value	Meaning
TRUE	The PIN should be maintained after PIN processing commands for multiple uses.
FALSE	The PIN will be cleared and subsequent PINs will not be maintained for multiple uses.

**Output Param** None.

**Error Codes** Only the generic error codes defined in [Ref. 1] can be generated by this command.

**Events** Only the generic events defined in [Ref. 1] can be generated by this command.

**Comments** When using this command to maintain a PIN for multiple transactions/PIN processing commands, applications should ensure that a customer's PIN is cleared after they have completed all their transactions. The PIN is cleared by calling this command with *bMaintainPIN* set to FALSE.

### 5.1.27 WFS\_CMD\_PIN\_KEYPRESS\_BEEP

---

**Description** This command is used to enable or disable the PIN device from emitting a beep tone on subsequent key presses of active or in-active keys. This command is valid only on devices which have the capability to support application control of automatic beeping. See WFS\_INF\_PIN\_CAPABILITIES structure for information.

**Input Param** LPWORD *lpwMode*;

*lpwMode*

Specifies whether automatic generation of key press beep tones should be activated for any active or in-active key subsequently pressed on the PIN. *lpwMode* selectively turns beeping on and off for active, in-active or both types of keys. *lpwMode* contains a combination of the following flags:

Value	Meaning
WFS_PIN_BEEP_ON_ACTIVE	Specifies that beeping should be enabled for active keys. If this flag is not present then beeping is disabled for active keys.
WFS_PIN_BEEP_ON_INACTIVE	Specifies that beeping should be enabled for in-active keys. If this flag is not present then beeping is disabled for in-active keys.

**Output Param** None.

**Error Codes** Only the generic error codes defined in [Ref. 1] can be generated by this command.

**Events** Only the generic events defined in [Ref. 1] can be generated by this command.

**Comments** None.

## 5.1.28 WFS\_CMD\_PIN\_SET\_PINBLOCK\_DATA

---

**Description** This function should be used for devices which need to know the data for the PIN block before the PIN is entered by the user. WFS\_CMD\_PIN\_GET\_PIN and WFS\_CMD\_PIN\_GET\_PINBLOCK should be called after this command. For all other devices WFS\_ERR\_UNSUPP\_COMMAND will be returned here.

If this command is required and it is not called, the WFS\_CMD\_PIN\_GET\_PIN command will fail with the generic error WFS\_ERR\_SEQUENCE\_ERROR.

If the input parameters passed to this command and WFS\_CMD\_PIN\_GET\_PINBLOCK are not identical, the WFS\_CMD\_PIN\_GET\_PINBLOCK command will fail with the generic error WFS\_ERR\_INVALID\_DATA.

The data associated with this command will be cleared on a WFS\_CMD\_PIN\_GET\_PINBLOCK command.

**Input Param** LPWFSPINBLOCK lpPinSetBlockData;  
See WFS\_CMD\_PIN\_GET\_PINBLOCK for details.

**Output Param** None.

**Error Codes** In addition to the generic error codes defined in [Ref. 1], the following error codes can be generated by this command:

Value	Meaning
WFS_ERR_PIN_KEYNOTFOUND	The specified key was not found.
WFS_ERR_PIN_ACCESSDENIED	The encryption module is either not initialized or not ready for any vendor specific reason.
WFS_ERR_PIN_KEYNOVALUE	The specified key is not loaded.
WFS_ERR_PIN_USEVIOLATION	The specified use is not supported by this key.
WFS_ERR_PIN_FORMATNOTSUPP	The specified format is not supported.
WFS_ERR_PIN_INVALIDKEYLENGTH	The length of <i>lpsKeyEncKey</i> or <i>lpsKey</i> is not supported by this key or the length of an encryption key is not compatible with the encryption operation required.

**Events** In addition to the generic events defined in [Ref. 1], the following events can be generated by this command:

Value	Meaning
WFS_SRVE_PIN_ILLEGAL_KEY_ACCESS	An error occurred accessing an encryption key.

**Comments** None.

### 5.1.29 WFS\_CMD\_PIN\_SET\_LOGICAL\_HSM

---

**Description** This command allows an application to select the logical HSM that should be active. If the device does not support multiple logical HSMs this command returns `WFS_ERR_UNSUPP_COMMAND`. The `WFS_INF_PIN_QUERY_LOGICAL_HSM_DETAIL` command can be called to determine the current active logical HSM.

Once the active logical HSM is set with this command, that logical HSM remains active until this command is used to change the logical HSM or the system is re-started.

The selected HSM is not persistent across re-boots, when applications want to address a specific logical HSM they must ensure that the correct logical HSM is set as the active logical HSM.

The commands affected by this command are as follows:

- `WFS_INF_PIN_HSM_TDATA`
- `WFS_INF_PIN_KEY_DETAIL_EX`
- `WFS_CMD_PIN_HSM_SET_TDATA`
- `WFS_CMD_PIN_SECURE_MSG_SEND` (only affected for the protocols `WFS_PIN_PROTHSM_LDI` and `WFS_PIN_PROTISOPS`)
- `WFS_CMD_PIN_SECURE_MSG_RECEIVE` (only affected for the protocols `WFS_PIN_PROTHSM_LDI` and `WFS_PIN_PROTISOPS`)
- `WFS_CMD_PIN_HSM_INIT`
- `WFS_CMD_PIN_GET_JOURNAL` (only affected for the protocol `WFS_PIN_PROTISOPS`)

If there are multiple XFS applications that manipulate the current logical HSM then applications must co-operate or use the XFS locking facilities to synchronize access to the logical HSMs. The current logical HSM is the same for all clients.

**Input Param** `LPWFSPINHSMIDENTIFIER lpSetHSM;`

```
typedef struct _wfs_pin_hsm_identifier
{
    WORD wHSMSerialNumber;
} WFSPINHSMIDENTIFIER, *LPWFSPINHSMIDENTIFIER;
```

*wHSMSerialNumber*

Specifies the serial number of the HSM that should be set as the active HSM. The value passed in this field corresponds to the *wHSMSerialNumber* field reported in the `WFS_INF_PIN_QUERY_LOGICAL_HSM_DETAIL` command output structure (and hence corresponds to the CB tag in the HSM TDATA). The *wHSMSerialNumber* value is encoded as a standard binary value (i.e. it is not BCD).

**Output Param** None.

**Error Codes** In addition to the generic error codes defined in [Ref. 1], the following error codes can be generated by this command:

Value	Meaning
<code>WFS_ERR_PIN_ACCESSDENIED</code>	The encryption module is either not initialized or not ready for any vendor specific reason.
<code>WFS_ERR_PIN_INVALIDHSM</code>	The logical HSM serial number specified is not valid.

**Events** In addition to the generic events defined in [Ref. 1], the following events can be generated by this command:

Value	Meaning
<code>WFS_SRVE_PIN_HSM_CHANGED</code>	Indicates that the current logical HSM has changed to the HSM identified within the event.

**Comments**      None.

### 5.1.30 WFS\_CMD\_PIN\_IMPORT\_KEYBLOCK

---

**Description** The command imports an encryption key that has been passed by the application within an ANSI X9 TR-31 key block (see reference 35).

**Input Param** LPWFSPINIMPORTKEYBLOCK lpImportKeyBlock;

```
typedef struct _wfs_pin_import_key_block
{
    LPSTR                lpsKey;
    LPSTR                lpsEncKey;
    LPWFSXDATA          lpxKeyBlock;
} WFSPINIMPORTKEYBLOCK, *LPWFSPINIMPORTKEYBLOCK;
```

*lpsKey*

Specifies the name of key being loaded.

*lpsEncKey*

*lpsEncKey* specifies a key name which will be used to verify and decrypt the key block passed in *lpxKeyBlock*. This key must have a key usage defined as WFS\_PIN\_USEANSTR31MASTER.

*lpxKeyBlock*

Specifies the complete key block for the key being imported. If importing a DUKPT Initial Key, the Key Set Identifier ('KS') must be included in one of the Key Block Header optional blocks (see reference 35).

**Output Param** None.

**Error Codes** In addition to the generic error codes defined in [Ref. 1], the following error codes can be generated by this command:

Value	Meaning
WFS_ERR_PIN_KEYNOTFOUND	The specified key encryption key was not found.
WFS_ERR_PIN_KEYNOVALUE	The specified key encryption key is not loaded.
WFS_ERR_PIN_FORMATINVALID	The format of the key block is invalid.
WFS_ERR_PIN_CONTENTINVALID	The content of the key block is invalid.
WFS_ERR_PIN_FORMATNOTSUPP	The key block version or content is not supported.
WFS_ERR_PIN_ACCESSDENIED	The encryption module is either not initialized or not ready for any vendor specific reason.
WFS_ERR_PIN_DUPLICATEKEY	A key exists with that name and cannot be overwritten.
WFS_ERR_PIN_USEVIOLATION	The key control flags specified within the key block are inconsistent, are not supported by the hardware, or the <i>lpsEncKey</i> is not defined as a WFS_PIN_USEANSTR31MASTER key.
WFS_ERR_PIN_INVALIDKEYLENGTH	The length of the actual encryption key within <i>lpxKeyBlockValue</i> is not supported.
WFS_ERR_PIN_KEYINVALID	The key block failed its authentication check.
WFS_ERR_PIN_NOKEYRAM	There is no space left in the key RAM for a key of the specified type.

**Events** In addition to the generic events defined in [Ref. 1], the following events can be generated by this command:

Value	Meaning
WFS_SRVE_PIN_ILLEGAL_KEY_ACCESS	An error occurred accessing an encryption key.

**Comments** None.

### 5.1.31 WFS\_CMD\_PIN\_POWER\_SAVE\_CONTROL

---

<b>Description</b>	<p>This command activates or deactivates the power-saving mode.</p> <p>If the Service Provider receives another execute command while in power saving mode, the Service Provider automatically exits the power saving mode, and executes the requested command. If the Service Provider receives an information command while in power saving mode, the Service Provider will not exit the power saving mode.</p>				
<b>Input Param</b>	<p>LPWFSPINPOWERSAVECONTROL lpPowerSaveControl;</p> <pre>typedef struct _wfs_pin_power_save_control {     USHORT                usMaxPowerSaveRecoveryTime; } WFS_PINPOWERSAVECONTROL, *LPWFSPINPOWERSAVECONTROL;</pre> <p><i>usMaxPowerSaveRecoveryTime</i> Specifies the maximum number of seconds in which the device must be able to return to its normal operating state when exiting power save mode. The device will be set to the highest possible power save mode within this constraint. If <i>usMaxPowerSaveRecoveryTime</i> is set to zero then the device will exit the power saving mode.</p>				
<b>Output Param</b>	None.				
<b>Error Codes</b>	<p>In addition to the generic error codes defined in [Ref. 1], the following error codes can be generated by this command:</p> <table border="0"> <thead> <tr> <th style="text-align: left; border-bottom: 1px solid black;">Value</th> <th style="text-align: left; border-bottom: 1px solid black;">Meaning</th> </tr> </thead> <tbody> <tr> <td style="border-bottom: 1px solid black;">WFS_ERR_PIN_POWERSAVETOOSHORT</td> <td style="border-bottom: 1px solid black;">The power saving mode has not been activated because the device is not able to resume from the power saving mode within the specified <i>usMaxPowerSaveRecoveryTime</i> value.</td> </tr> </tbody> </table>	Value	Meaning	WFS_ERR_PIN_POWERSAVETOOSHORT	The power saving mode has not been activated because the device is not able to resume from the power saving mode within the specified <i>usMaxPowerSaveRecoveryTime</i> value.
Value	Meaning				
WFS_ERR_PIN_POWERSAVETOOSHORT	The power saving mode has not been activated because the device is not able to resume from the power saving mode within the specified <i>usMaxPowerSaveRecoveryTime</i> value.				
<b>Events</b>	<p>In addition to the generic events defined in [Ref. 1], the following events can be generated by this command:</p> <table border="0"> <thead> <tr> <th style="text-align: left; border-bottom: 1px solid black;">Value</th> <th style="text-align: left; border-bottom: 1px solid black;">Meaning</th> </tr> </thead> <tbody> <tr> <td style="border-bottom: 1px solid black;">WFS_SRVE_PIN_POWER_SAVE_CHANGE</td> <td style="border-bottom: 1px solid black;">The power save recovery time has changed.</td> </tr> </tbody> </table>	Value	Meaning	WFS_SRVE_PIN_POWER_SAVE_CHANGE	The power save recovery time has changed.
Value	Meaning				
WFS_SRVE_PIN_POWER_SAVE_CHANGE	The power save recovery time has changed.				
<b>Comments</b>	None.				

### 5.1.32 WFS\_CMD\_PIN\_DEFINE\_LAYOUT

---

<b>Description</b>	<p>This command allows an application to configure a layout for any PIN device. One or more layouts can be defined with a single request of this command.</p> <p>There can be a layout for each of the different types of keyboard entry modes, if the vendor and the hardware supports these different methods. The types of keyboard entry modes are (1) Mouse mode, (2) XFS Data mode which corresponds to the WFS_CMD_PIN_GET_DATA command, (3) XFS PIN mode which corresponds to the WFS_CMD_PIN_GET_PIN command, and (4) XFS Secure mode which corresponds to the WFS_CMD_PIN_SECUREKEY_ENTRY command. One or more layouts can be preloaded into the device, if the device supports this, or a single layout can be loaded into the device immediately prior to the keyboard command being requested.</p> <p>If a WFS_CMD_PIN_GET_DATA, WFS_CMD_PIN_GET_PIN, or WFS_CMD_PIN_SECUREKEY_ENTRY command is already in progress (or queued), then this command is rejected with a command result of WFS_ERR_SEQUENCE_ERROR.</p> <p>It is recommended that WFS_INF_PIN_GET_LAYOUT is used before this command to check for the presence of frames containing Physical Keys (FKs or FDKs). If a layout includes one or more frames containing Physical Keys, the number of frames containing Physical Keys, the size and position of the frame, and the size, position and order of the keys contained in the frame, <b>cannot</b> be changed.</p> <p>Layouts defined with this command are persistent.</p>																		
<b>Input Param</b>	<p>LPWFSPINLAYOUT *lppLayout;</p> <p>Pointer to a null-terminated array of pointers to WFSPINLAYOUT structures.</p> <p>For the definition of the WFSPINLAYOUT structure, see command WFS_INF_PIN_GET_LAYOUT.</p>																		
<b>Output Param</b>	None.																		
<b>Error Codes</b>	<p>In addition to the generic error codes defined in [Ref. 1], the following error codes can be generated by this command:</p> <table border="0"> <thead> <tr> <th style="text-align: left; border-bottom: 1px solid black;">Value</th> <th style="text-align: left; border-bottom: 1px solid black;">Meaning</th> </tr> </thead> <tbody> <tr> <td>WFS_ERR_PIN_MODENOTSUPPORTED</td> <td>The device does not support the float action.</td> </tr> <tr> <td>WFS_ERR_PIN_FRAMECOORD</td> <td>A frame coordinate or size field is out of range.</td> </tr> <tr> <td>WFS_ERR_PIN_KEYCOORD</td> <td>A key coordinate or size field is out of range.</td> </tr> <tr> <td>WFS_ERR_PIN_FRAMEOVERLAP</td> <td>Frames are overlapping.</td> </tr> <tr> <td>WFS_ERR_PIN_KEYOVERLAP</td> <td>Keys are overlapping.</td> </tr> <tr> <td>WFS_ERR_PIN_TOOMANYFRAMES</td> <td>There are more frames defined than allowed.</td> </tr> <tr> <td>WFS_ERR_PIN_TOOMANYKEYS</td> <td>There are more keys defined than allowed.</td> </tr> <tr> <td>WFS_ERR_PIN_KEYALREADYDEFINED</td> <td>The combination of the <i>wKeyType</i> and values for <i>ulFK</i> and <i>ulShiftFK</i> can only be used once per layout.</td> </tr> </tbody> </table>	Value	Meaning	WFS_ERR_PIN_MODENOTSUPPORTED	The device does not support the float action.	WFS_ERR_PIN_FRAMECOORD	A frame coordinate or size field is out of range.	WFS_ERR_PIN_KEYCOORD	A key coordinate or size field is out of range.	WFS_ERR_PIN_FRAMEOVERLAP	Frames are overlapping.	WFS_ERR_PIN_KEYOVERLAP	Keys are overlapping.	WFS_ERR_PIN_TOOMANYFRAMES	There are more frames defined than allowed.	WFS_ERR_PIN_TOOMANYKEYS	There are more keys defined than allowed.	WFS_ERR_PIN_KEYALREADYDEFINED	The combination of the <i>wKeyType</i> and values for <i>ulFK</i> and <i>ulShiftFK</i> can only be used once per layout.
Value	Meaning																		
WFS_ERR_PIN_MODENOTSUPPORTED	The device does not support the float action.																		
WFS_ERR_PIN_FRAMECOORD	A frame coordinate or size field is out of range.																		
WFS_ERR_PIN_KEYCOORD	A key coordinate or size field is out of range.																		
WFS_ERR_PIN_FRAMEOVERLAP	Frames are overlapping.																		
WFS_ERR_PIN_KEYOVERLAP	Keys are overlapping.																		
WFS_ERR_PIN_TOOMANYFRAMES	There are more frames defined than allowed.																		
WFS_ERR_PIN_TOOMANYKEYS	There are more keys defined than allowed.																		
WFS_ERR_PIN_KEYALREADYDEFINED	The combination of the <i>wKeyType</i> and values for <i>ulFK</i> and <i>ulShiftFK</i> can only be used once per layout.																		
<b>Events</b>	None.																		
<b>Comments</b>	None.																		



### 5.1.33 WFS\_CMD\_PIN\_START\_AUTHENTICATE

**Description** This command is used to retrieve the data that needs to be signed and hence provided to the WFS\_CMD\_PIN\_AUTHENTICATE command in order to perform an authenticated action on the PIN device. If this command returns data to be signed then the WFS\_CMD\_PIN\_AUTHENTICATE command must be used to call the command referenced by *lpStartAuthenticate*. Any attempt to call the referenced command without using the WFS\_CMD\_PIN\_AUTHENTICATE command, if authentication is required, shall result in WFS\_ERR\_AUTH\_REQUIRED.

**Input Param** LPWFSPINSTARTAUTHENTICATE lpStartAuthenticate;

```
typedef struct _wfs_pin_start_authenticate
{
    DWORD                dwCommandID;
    LPVOID               lpvInputData;
} WFSPINSTARTAUTHENTICATE, *LPWFSPINSTARTAUTHENTICATE;
```

*dwCommandID*

The XFS command ID of the command to which authentication is being applied.

*lpvInputData*

Pointer to the input data structure of the command referred to by *dwCommandID*. For details on the contents of the structure pointed to by *lpvInputData*, refer to the command referenced by *dwCommandID*.

**Output Param** LPWFSPINSTARTAUTHENTICATEOUT lpStartAuthenticateOut;

```
typedef struct _wfs_pin_start_authenticate_out
{
    HRESULT              hInternalCmdResult;
    LPWFSXDATA          lpxDataToSign;
    DWORD               dwSigners;
} WFSPINSTARTAUTHENTICATEOUT, *LPWFSPINSTARTAUTHENTICATEOUT;
```

*hInternalCmdResult*

Result from the command referenced by *dwCommandID*. If the data within *lpvInputData* is invalid or cannot be used for some reason, then *hInternalCmdResult* will return an error but the result of this command will be WFS\_SUCCESS.

*lpxDataToSign*

The data that must be signed by one of the authorities indicated by *dwSigners* before the command referenced by *dwCommandID* can be executed. If the command specified by *dwCommandID* does not require authentication, then *lpxDataToSign* is NULL and the command result is WFS\_SUCCESS.

If *dwSigners* includes the WFS\_PIN\_SIGNER\_TR34 flag, then either the WFS\_PIN\_SIGNER\_CA or WFS\_PIN\_SIGNER\_HL flag must also be set. In this case *lpxDataToSign* shall contain a TR34 Random Number Token. It shall be the responsibility of the host/HSM to use this data to build and sign the relevant TR34 token, incorporating this random number. Please refer to X9 TR34-2012 [Ref. 42] for more details.

*dwSigners*

Specifies the allowed signers of the data as a combination of the following flags:

Value	Meaning
WFS_PIN_SIGNER_NONE	Authentication is not required.
WFS_PIN_SIGNER_CERTHOST	The current Host can be used to sign <i>lpxDataToSign</i> , using the RSA certificate-based scheme.
WFS_PIN_SIGNER_SIGHOST	The current Host can be used to sign <i>lpxDataToSign</i> , using the RSA signature-based scheme.
WFS_PIN_SIGNER_CA	The Certificate Authority (CA) can be used to sign <i>lpxDataToSign</i> .
WFS_PIN_SIGNER_HL	The Higher Level (HL) Authority can be used to sign <i>lpxDataToSign</i> .

WFS_PIN_SIGNER_TR34	The format of the data to sign must comply with the data defined in X9 TR34-2012 [Ref. 42]. This value can only be returned in combination with the WFS_PIN_SIGNER_CERTHOST, WFS_PIN_SIGNER_CA or WFS_PIN_SIGNER_HL flags.
WFS_PIN_SIGNER_CBCMAC	A MAC calculated over the <i>lpxDataToSign</i> using the CBC MAC algorithm can be used as a signature.
WFS_PIN_SIGNER_CMAC	A MAC calculated over the <i>lpxDataToSign</i> using the CMAC algorithm can be used as a signature.
WFS_PIN_SIGNER_RESERVED_1	Reserved for a vendor-defined signing method.
WFS_PIN_SIGNER_RESERVED_2	Reserved for a vendor-defined signing method.
WFS_PIN_SIGNER_RESERVED_3	Reserved for a vendor-defined signing method.

**Error Codes** Only the generic error codes defined in [Ref. 1] can be generated by this command.

**Events** None.

**Comments** To allow XFS client applications to be multi-vendor, the WFS\_CMD\_PIN\_START\_AUTHENTICATE and WFS\_CMD\_PIN\_AUTHENTICATE commands can be executed even if authentication is not required. If authentication is not required for a particular command, then the WFS\_CMD\_PIN\_START\_AUTHENTICATE command will return WFS\_SUCCESS, *lpxDataToSign* will be NULL, and *dwSigners* will be WFS\_PIN\_SIGNER\_NONE.

Then, the client application can do one of two things:

- (1) Call the WFS\_CMD\_PIN\_AUTHENTICATE command with *dwSigner* set to WFS\_PIN\_SIGNER\_NONE and *lpxSignedData* set to NULL.
- (2) Call the command referenced by *dwCommandID* directly (i.e. if authenticated delete is not required, then the WFS\_CMD\_PIN\_IMPORT\_KEY command can be called directly in order to delete a key).

### 5.1.34 WFS\_CMD\_PIN\_AUTHENTICATE

**Description** This command can be used to add authentication to any existing PIN command. The functionality of the command specified by *dwCommandID* will be executed within the context of this command, and the XFS application should not call the command specified by *dwCommandID*. The signed data is unique for each command request and therefore can be used only once per command.

The WFS\_CMD\_PIN\_START\_AUTHENTICATE command must be called before this command. If this command is called without first calling the WFS\_CMD\_PIN\_START\_AUTHENTICATE command, then this command will fail and WFS\_ERR\_SEQUENCE\_ERROR will be returned.

The WFS\_CMD\_PIN\_START\_AUTHENTICATE command does not need to immediately precede the WFS\_CMD\_PIN\_AUTHENTICATE command. It is acceptable for other commands to be executed between these commands, except for any command that will clear from the PIN device the data that is being saved in order to verify the signed data provided in the WFS\_CMD\_PIN\_AUTHENTICATE command. If this occurs, then WFS\_ERR\_SEQUENCE\_ERROR will be returned.

**Input Param** LPWFSPINAUTHENTICATE lpAuthenticate;

```
typedef struct _wfs_pin_authenticate
{
    DWORD dwSigner;
    LPSTR lpsSigKey;
    LPWFSXDATA lpxSignedData;
    DWORD dwCommandID;
    LPVOID lpvInputData;
} WFS_PINAUTHENTICATE, *LPWFSPINAUTHENTICATE;
```

*dwSigner*

Specifies the signer of the data, with one of the following values:

Value	Meaning
WFS_PIN_SIGNER_NONE	Authentication is not required.
WFS_PIN_SIGNER_CERTHOST	The data is signed by the current Host, using the RSA certificate-based scheme.
WFS_PIN_SIGNER_SIGHOST	The data is signed by the current Host, using the RSA signature-based scheme.
WFS_PIN_SIGNER_CA	The data is signed by the Certificate Authority (CA).
WFS_PIN_SIGNER_HL	The data is signed by the Higher Level (HL) Authority.
WFS_PIN_SIGNER_CBCMAC	A MAC is calculated over the data using <i>lpsKey</i> and the CBC MAC algorithm.
WFS_PIN_SIGNER_CMAC	A MAC is calculated over the data using <i>lpsKey</i> and the CMAC algorithm.
WFS_PIN_SIGNER_RESERVED_1	Reserved for a vendor-defined signing method.
WFS_PIN_SIGNER_RESERVED_2	Reserved for a vendor-defined signing method.
WFS_PIN_SIGNER_RESERVED_3	Reserved for a vendor-defined signing method.

In addition, a combination of the following flags can optionally be used:

Value	Meaning
WFS_PIN_SIGNER_TR34	The format of the data that was signed complies with the data defined in X9 TR34-2012 [Ref. 42]. This value can only be used in combination with the WFS_PIN_SIGNER_CERTHOST, WFS_PIN_SIGNER_CA or WFS_PIN_SIGNER_HL flags.

*lpsSigKey*

If WFS\_PIN\_SIGNER\_CBCMAC or WFS\_PIN\_SIGNER\_CMAC are specified for *dwSigner*, then *lpsSigKey* is the name of a key with the WFS\_PIN\_USEMACING usage.

If WFS\_PIN\_SIGNER\_SIGHOST is specified for *dwSigner*, then *lpsSigKey* specifies the name of a previously loaded asymmetric key (i.e. an RSA Public Key). The default Signature Issuer public key (installed in a secure environment during manufacture) will be used, if *lpsSigKey* is either NULL or contains the name of the default Signature Issuer as defined in section [8.1.8](#).

Otherwise, this parameter must be NULL.

*lpxSignedData*

This field contains the signed version of the data that was provided by the PIN device during the previous call to the WFS\_CMD\_PIN\_START\_AUTHENTICATE command.

The signer specified by *dwSigner* is used to do the signing. Both the signature and the data that was signed must be verified before the operation is performed.

If WFS\_PIN\_SIGNER\_CERTHOST, WFS\_PIN\_SIGNER\_CA, or WFS\_PIN\_SIGNER\_HL are specified for *dwSigner*, then *lpxSignedData* is a PKCS#7 signedData structure which includes the data that was returned by the WFS\_CMD\_PIN\_START\_AUTHENTICATE command. The optional CRL field may or may not be included in the PKCS#7 signedData structure.

If the WFS\_PIN\_SIGNER\_TR34 flag is set, then either the WFS\_PIN\_SIGNER\_CERTHOST, WFS\_PIN\_SIGNER\_CA or WFS\_PIN\_SIGNER\_HL flag must also be set. Please refer to the X9 TR34-2012 [Ref. 42] for more details.

If WFS\_PIN\_SIGNER\_SIGHOST is specified for *dwSigner*, then *lpxSignedData* is a PKCS#7 signedData structure which includes the data that was returned by the WFS\_CMD\_PIN\_START\_AUTHENTICATE command.

If WFS\_PIN\_SIGNER\_CBCMAC or WFS\_PIN\_SIGNER\_CMAC are specified for *dwSigner*, then *lpsSigKey* must refer to a key loaded with the WFS\_PIN\_USEMACING usage.

*dwCommandID*

The XFS command ID of the command to which authentication is being applied.

*lpvInputData*

Pointer to the input data structure of the command referred to by *dwCommandID*. For details on the contents of the structure pointed to by *lpvInputData*, refer to the command referenced by *dwCommandID*.

**Output Param** LPWFSPINAUTHENTICATEOUT lpAuthenticateOut;

```
typedef struct _wfs_pin_authenticate_out
{
    HRESULT                hInternalCmdResult;
    DWORD                 dwCommandID;
    LPVOID                 lpvOutputData;
} WFS_PINAUTHENTICATEOUT, *LPWFSPINAUTHENTICATEOUT;
```

*hInternalCmdResult*

Result from the command referenced by *dwCommandID*. If the authentication was verified but the internal command failed, then *hInternalCmdResult* will return an error but the result of this command will be WFS\_SUCCESS.

*dwCommandID*

The XFS command ID of the command to which authentication was applied.

*lpvOutputData*

Pointer to the output data structure of the command referred to by *dwCommandID*. For details on the contents of the structure pointed to by *lpvOutputData*, refer to the command referenced by *dwCommandID*.

**Error Codes**

In addition to the generic error codes defined in [Ref. 1], the following error codes can be generated by this command:

Value	Meaning
WFS_ERR_PIN_ACCESSDENIED	The encryption module is either not initialized or not ready for any vendor specific reason.

WFS_ERR_PIN_KEYNOTFOUND	The supplied key name cannot be found.
WFS_ERR_PIN_RANDOMINVALID	The random number is either incorrect or no random number has been generated prior to this command.
WFS_ERR_PIN_MACINVALID	The MAC calculated by the PIN device does not match the MAC supplied in <i>lpxSignedData</i>
WFS_ERR_PIN_SIGNATUREINVALID	The signature in the input data is invalid.
WFS_ERR_PIN_INVALIDID	The data that was signed was not valid.

**Events**

None.

**Comments**

To allow XFS client applications to be multi-vendor, the WFS\_CMD\_PIN\_START\_AUTHENTICATE and WFS\_CMD\_PIN\_AUTHENTICATE commands can be executed even if authentication is not required. If authentication is not required for a particular command, then the WFS\_CMD\_PIN\_START\_AUTHENTICATE command will return WFS\_SUCCESS, *lpxDataToSign* will be NULL, and *dwSigners* will be WFS\_PIN\_SIGNER\_NONE.

Then, the client application can do one of two things:

- (1) Call the WFS\_CMD\_PIN\_AUTHENTICATE command with *dwSigner* set to WFS\_PIN\_SIGNER\_NONE and *lpxSignedData* set to NULL.
- (2) Call the command referenced by *dwCommandID* directly (i.e. if authenticated delete is not required, then the WFS\_CMD\_PIN\_IMPORT\_KEY command can be called directly in order to delete a key).

### 5.1.35 WFS\_CMD\_PIN\_GET\_PINBLOCK\_EX

---

**Description** This function takes the account information and a PIN entered by the user to build a formatted PIN. Encrypting this formatted PIN once or twice returns a PIN block which can be written on a magnetic card or sent to a host. The PIN block can be calculated using one of the algorithms specified in the WFS\_INF\_PIN\_CAPABILITIES command. This command will clear the PIN unless the application has requested that the PIN be maintained through the WFS\_CMD\_PIN\_MAINTAIN\_PIN command.

In order to access the maximum functionality it is recommended that applications should use the WFS\_CMD\_PIN\_GET\_PINBLOCK\_340 command.

**Input Param** LPWFSPINBLOCKEX lpPinBlockEx;

```
typedef struct _wfs_pin_block_ex
{
    LPSTR          lpsCustomerData;
    LPSTR          lpsXORData;
    BYTE          bPadding;
    DWORD         dwFormat;
    LPSTR          lpsKey;
    LPSTR          lpsKeyEncKey;
    DWORD         dwAlgorithm;
} WFSPINBLOCKEX, *LPWFSPINBLOCKEX;
```

#### *lpsCustomerData*

The customer data should be an ASCII string. Used for ANSI, ISO-0, ISO-1, ISO-3 and ISO-4 algorithm to build the formatted PIN. For ANSI, ISO-0, ISO-3, and ISO-4 the PAN (Primary Account Number, without the check number) is supplied, for ISO-1 a ten digit transaction field is required. If not used a NULL is required.

Used for DIEBOLD with coordination number, as a two digit coordination number.

Used for EMV with challenge number (8 bytes) coming from the chip card. This number is passed as unpacked string, for example: 0123456789ABCDEF = 0x30 0x31 0x32 0x33 0x34 0x35 0x36 0x37 0x38 0x39 0x41 0x42 0x43 0x44 0x45 0x46

For AP PIN blocks, the data must be a concatenation of the PAN (18 digits including the check digit), and the CCS (8 digits).

#### *lpsXORData*

If the formatted PIN is encrypted twice to build the resulting PIN block, this data can be used to modify the result of the first encryption by an XOR-operation. This parameter is a string of hexadecimal data that must be converted by the application, e.g. 0x0123456789ABCDEF must be converted to 0x30 0x31 0x32 0x33 0x34 0x35 0x36 0x37 0x38 0x39 0x41 0x42 0x43 0x44 0x45 0x46 and terminated with 0x00. In other words the application would set *lpsXORData* to "0123456789ABCDEF0". The hex digits 0xA to 0xF can be represented by characters in the ranges 'a' to 'f' or 'A' to 'F'. If this value is NULL no XOR-operation will be performed. If the formatted PIN is not encrypted twice (i.e. if *lpsKeyEncKey* is NULL) this parameter is ignored.

#### *bPadding*

Specifies the padding character. The valid range is 0x00 to 0x0F. Only the least significant nibble is used.

#### *dwFormat*

Specifies the format of the PIN block. Possible values are one of the following: (see command WFS\_INF\_PIN\_CAPABILITIES)

#### *lpsKey*

Specifies the key used to encrypt the formatted PIN for the first time, NULL if no encryption is required. If this specifies a double-length or triple-length key, triple DES encryption will be performed. The key referenced by *lpsKey* must have the WFS\_PIN\_USEFUNCTION or WFS\_PIN\_USEPINREMOTE attribute. If this specifies an RSA key, RSA encryption will be performed.

*lpsKeyEncKey*

Specifies the key used to format the once encrypted formatted PIN, NULL if no second encryption required. The key referenced by *lpsKeyEncKey* must have the WFS\_PIN\_USEFUNCTION or WFS\_PIN\_USEPINREMOTE attribute. If this specifies a double-length or triple-length key, triple DES encryption will be performed.

*dwAlgorithm*

Specifies the encryption algorithm. Possible values are one of the following:

Value	Meaning
WFS_PIN_CRYPTDESECB	Electronic Code Book.
WFS_PIN_CRYPTDESCBC	Cipher Block Chaining.
WFS_PIN_CRYPTDESCFB	Cipher Feed Back.
WFS_PIN_CRYPTRSA	RSA Encryption.
WFS_PIN_CRYPTECMA	ECMA Encryption.
WFS_PIN_CRYPTTRIDSECB	Triple DES with Electronic Code Book.
WFS_PIN_CRYPTTRIDESCBC	Triple DES with Cipher Block Chaining.
WFS_PIN_CRYPTTRIDSCFB	Triple DES with Cipher Feed Back.
WFS_PIN_CRYPTSM4	SM4 block cipher algorithm as defined in Password industry standard of the People's Republic of China GM/T 0002-2012 [Ref. 43].

**Output Param** LPWFSXDATA lpxPinBlock;

*lpxPinBlock*

Pointer to the encrypted PIN block.

**Error Codes** In addition to the generic error codes defined in [Ref. 1], the following error codes can be generated by this command:

Value	Meaning
WFS_ERR_PIN_KEYNOTFOUND	The specified key was not found.
WFS_ERR_PIN_ACCESSDENIED	The encryption module is either not initialized or not ready for any vendor specific reason.
WFS_ERR_PIN_KEYNOVALUE	The specified key is not loaded.
WFS_ERR_PIN_USEVIOLATION	The specified use is not supported by this key.
WFS_ERR_PIN_NOPIN	The PIN has not been entered was not long enough or has been cleared.
WFS_ERR_PIN_FORMATNOTSUPP	The specified format is not supported.
WFS_ERR_PIN_INVALIDKEYLENGTH	The length of <i>lpsKeyEncKey</i> or <i>lpsKey</i> is not supported by this key or the length of an encryption key is not compatible with the encryption operation required.
WFS_ERR_PIN_ALGORITHMNOTSUPP	The specified algorithm is not supported by this command.
WFS_ERR_PIN_DUKPTOVERFLOW	The DUKPT KSN encryption counter has overflowed to zero. A new IPEK must be loaded.

**Events** In addition to the generic events defined in [Ref. 1], the following events can be generated by this command:

Value	Meaning
WFS_SRVE_PIN_ILLEGAL_KEY_ACCESS	An error occurred accessing an encryption key.
WFS_EXEE_PIN_DUKPT_KSN	An <i>lpsKey</i> with WFS_PIN_USEDUKPT usage has been used to encrypt the PIN block.

**Comments** None.

### 5.1.36 WFS\_CMD\_PIN\_SYNCHRONIZE\_COMMAND

---

**Description** This command is used to reduce response time of a command (e.g. for synchronization with display) as well as to synchronize actions of the different device classes. This command is intended to be used only on hardware which is capable of synchronizing functionality within a single device class or with other device classes.

The list of execute commands which this command supports for synchronization is retrieved in the *lpdwSynchronizableCommands* parameter of the WFS\_INF\_PIN\_CAPABILITIES.

This command is optional, i.e. any other command can be called without having to call it in advance. Any preparation that occurs by calling this command will not affect any other subsequent command. However, any subsequent execute command other than the one that was specified in the *dwCommand* input parameter will execute normally and may invalidate the pending synchronization. In this case the application should call the WFS\_CMD\_PIN\_SYNCHRONIZE\_COMMAND again in order to start a synchronization.

**Input Param** LPWFSPINSYNCHRONIZECOMMAND lpSynchronizeCommand;

```
typedef struct _wfs_pin_synchronize_command
{
    DWORD                dwCommand;
    LPVOID               lpCmdData;
} WFS_PINSYNCHRONIZECOMMAND, *LPWFSPINSYNCHRONIZECOMMAND;
```

*dwCommand*

The command ID of the command to be synchronized and executed next.

*lpCmdData*

Pointer to data or a data structure that represents the parameter that is normally associated with the command that is specified in *dwCommand*. For example, if *dwCommand* is WFS\_CMD\_PIN\_CRYPT then *lpCmdData* will point to a WFSPINCRYPT structure. This parameter can be NULL if no command input parameter is needed or if this detail is not needed to synchronize for the command.

It will be device-dependent whether the synchronization is effective or not in the case where the application synchronizes for a command with this command specifying a parameter but subsequently executes the synchronized command with a different parameter. This case should not result in an error; however, the preparation effect could be different from what the application expects. The application should, therefore, make sure to use the same parameter between *lpCmdData* of this command and the subsequent corresponding execute command.

**Output Param** None.

**Error Codes** In addition to the generic error codes defined in [Ref. 1], the following error codes can be generated by this command:

Value	Meaning
WFS_ERR_PIN_COMMANDUNSUPP	The command specified in the <i>dwCommand</i> field is not supported by the Service Provider.
WFS_ERR_PIN_SYNCHRONIZEUNSUPP	The preparation for the command specified in the <i>dwCommand</i> with the parameter specified in the <i>lpCmdData</i> is not supported by the Service Provider.

**Events** Only the generic events defined in [Ref. 1] can be generated by this command.

**Comments** For sample flows of this synchronization see the [Ref. 1] Appendix C.



### 5.1.37 WFS\_CMD\_PIN\_CRYPT\_340

**Description** The input data is either encrypted or decrypted using the specified or selected encryption mode. The available modes are defined in the *lpCryptAttributes* of the WFS\_INF\_PIN\_CAPABILITIES command.

This command cannot be used for random number generation. For random number generation, the WFS\_CMD\_PIN\_CRYPT command should be used.

This command cannot be used with externally encrypted keys, which can be specified using the *lpKeyEncKey* parameter of the WFS\_CMD\_PIN\_CRYPT command

This command can be used for Message Authentication Code generation and verification (i.e. MACing). The input data is padded to the necessary length mandated by the encryption algorithm using the *bPadding* parameter.

This command can be used for asymmetric signature generation and verification. The input data is padded to the necessary length mandated by the signature algorithm using the *bPadding* parameter.

Applications can use an alternative padding method by pre-formatting the data passed and combining this with the standard padding method.

The Start Value (or Initialization Vector) can be provided as input data to this command, or it can be imported via TR-31 prior to requesting this command and referenced by name. The Start Value and Start Value Key are both optional parameters.

**Input Param** LPWFSPINCRYPT340 lpCrypt340;

```
typedef struct _wfs_pin_crypt_340
{
    LPSTR          lpsKey;
    LPSTR          lpsStartValueKey;
    LPWFSXDATA    lpxStartValue;
    BYTE          bPadding;
    BYTE          bCompression;
    LPWFSXDATA    lpxCryptData;
    LPWFSXDATA    lpxVerifyData;
    LPWFSPINATTRIBUTES lpCryptAttributes;
} WFSPINCRYPT340, *LPWFSPINCRYPT340;
```

*lpsKey*

Specifies the name of the stored key.

*lpsStartValueKey*

If *lpxStartValue* specifies an Initialization Vector (IV), then this parameter specifies the name of the stored key used to decrypt the *lpxStartValue* to obtain the IV. If *lpxStartValue* is NULL and this parameter is not NULL, then this parameter specifies the name of the IV that has been previously imported via TR-31. If this parameter is NULL, *lpxStartValue* is used as the Initialization Vector.

*lpxStartValue*

The initialization vector for CBC / CFB encryption and MACing. If this parameter and *lpsStartValueKey* are both NULL the default value for CBC / CFB / MAC is 16 hex digits 0x0.

*bPadding*

Specifies the padding character. The padding character is a full byte, e.g. 0xFF. The valid range is 0x00 to 0xFF.

*bCompression*

Specifies whether data is to be compressed (blanks removed) before building the MAC. If *bCompression* is 0x00 no compression is selected, otherwise *bCompression* holds the representation of the blank character (e.g. 0x20 in ASCII or 0x40 in EBCDIC).

*lpxCryptData*

Pointer to the data to be encrypted, decrypted, MACed, or signed. If *lpCryptAttributes.bModeOfUse* is 'V', then the PIN device will either generate a MAC or sign the *lpxCryptData* and compare with *lpxVerifyData*.

*lpxVerifyData*

Pointer to the data to be verified by MAC or signature. If the *bModeOfUse* is 'E', 'D', 'G', or 'S', then this parameter must be NULL.

*lpxCryptAttributes*

Pointer to a WFSPINATTRIBUTES structure. This parameter specifies the encryption algorithm, cryptographic method, and mode to be used for this command. For a list of valid values see the *lppCryptAttributes* capability field. The values specified must be compatible with the key identified by *lpsKey*.

**Output Param** LPWFSXDATA lpxCryptData;

*lpxCryptData*

Pointer to the encrypted or decrypted data, MAC value or signature. This parameter will be NULL if the *lpxCryptAttributes.bModeOfUse* is 'V'.

**Error Codes** In addition to the generic error codes defined in [Ref. 1], the following error codes can be generated by this command:

Value	Meaning
WFS_ERR_PIN_KEYNOTFOUND	The specified key was not found.
WFS_ERR_PIN_MODENOTSUPPORTED	The mode specified by <i>bModeOfUse</i> is not supported.
WFS_ERR_PIN_ACCESSDENIED	The encryption module is either not initialized or not ready for any vendor specific reason.
WFS_ERR_PIN_KEYNOVALUE	The specified key name was found but the corresponding key value has not been loaded.
WFS_ERR_PIN_USEVIOLATION	The use specified by <i>bKeyUsage</i> is not supported.
WFS_ERR_PIN_INVALIDKEYLENGTH	The length of <i>lpxStartValue</i> is not supported or the length of an encryption key is not compatible with the encryption operation required.
WFS_ERR_PIN_NOCHIPTRANSACTIVE	A chipcard key is used as encryption key and there is no chip transaction active.
WFS_ERR_PIN_ALGORITHMNOTSUPP	The algorithm specified by <i>bAlgorithm</i> is not supported.
WFS_ERR_PIN_MACINVALID	The MAC verification failed.
WFS_ERR_PIN_SIGNATUREINVALID	The signature verification failed.
WFS_ERR_PIN_CRYPTOMETHODNOTSUPP	The cryptographic method specified by <i>dwCryptoMethod</i> is not supported.

**Events** In addition to the generic events defined in [Ref. 1], the following events can be generated by this command:

Value	Meaning
WFS_SRVE_PIN_ILLEGAL_KEY_ACCESS	An error occurred accessing an encryption key.
WFS_EXEE_PIN_DUKPT_KSN	An <i>lpsKey</i> with WFS_PIN_USEKEYDERKEY usage has been used to encrypt or MAC the data.

**Comments** This command can be used in place of the following commands, except for the cases mentioned in the description of this command:

- WFS\_CMD\_PIN\_CRYPT

The length of the key must match the encryption algorithm and cryptographic method specified. For example, if a double-length or triple-length key is used when a DES encryption algorithm is specified, or a single-length key is used when Triple DES is specified, the WFS\_ERR\_PIN\_INVALIDKEYLENGTH error is returned.

The data type LPWFSXDATA is used to pass hexadecimal data and is defined as follows:

```
typedef struct _wfs_hex_data
{
    USHORT                usLength;
    LPBYTE                lpbData;
} WFSXDATA, *LPWFSXDATA;
```

*usLength*Length of the byte stream pointed to by *lpbData*.*lpbData*

Pointer to the binary data stream.

Valid *lpCryptAttributes*

<i>bKeyUsage</i>	<i>bAlgorithm</i>	<i>bModeOfUse</i>
'D0'	'A', 'D', 'T'	'D', 'E'
'D1'	'R'	'D', 'E'
'M0'	'A', 'D', 'T'	'G', 'V'
'M1'	'A', 'D', 'T'	'G', 'V'
'M2'	'A', 'D', 'T'	'G', 'V'
'M3'	'A', 'D', 'T'	'G', 'V'
'M4'	'A', 'D', 'T'	'G', 'V'
'M5'	'A', 'D', 'T'	'G', 'V'
'M6'	'A', 'D', 'T'	'G', 'V'
'M7'	'A', 'D', 'T'	'G', 'V'
'M8'	'A', 'D', 'T'	'G', 'V'
'S0'	'R'	'S', 'T'
'S1'	'R'	'S', 'T'
'S2'	'R'	'S', 'T'

Mapping of legacy algorithms to *lpCryptAttributes*:

<i>wAlgorithm/dwAlgorithm</i>	<i>bKeyUsage</i>	<i>bAlgorithm</i>	<i>bModeOfUse</i>	<i>dwCryptoMethod</i>
WFS_PIN_CRYPTDESECB	'D0'	'D'	'E' or 'D'	WFS_PIN_CRYPTOEBCB
WFS_PIN_CRYPTDESCBC	'D0'	'D'	'E' or 'D'	WFS_PIN_CRYPTOCBC
WFS_PIN_CRYPTDESCFB	'D0'	'D'	'E' or 'D'	WFS_PIN_CRYPTOCFB
WFS_PIN_CRYPTRSA	'D1'	'R'	'E' or 'D'	See <i>dwRSAEncipherAlgorithm</i> for valid values.
WFS_PIN_CRYPTECMA <sup>1</sup>	N/A	N/A	N/A	N/A
WFS_PIN_CRYPTDESMAC	'M1'	'D'	'G'	0
WFS_PIN_CRYPTTRIDESECB	'D0'	'T'	'E' or 'D'	WFS_PIN_CRYPTOEBCB
WFS_PIN_CRYPTTRIDESCBC	'D0'	'T'	'E' or 'D'	WFS_PIN_CRYPTOCBC
WFS_PIN_CRYPTTRIDESCFB	'D0'	'T'	'E' or 'D'	WFS_PIN_CRYPTOCFB
WFS_PIN_CRYPTTRIDESMAC	'M3'	'T'	'G'	0
WFS_PIN_CRYPTMAAMAC <sup>2</sup>	N/A	N/A	N/A	N/A
WFS_PIN_CRYPTTRIDESMAC2805	'M1'	'T'	'G'	0

**CWA 16926-65:2020 (E)**

WFS_PIN_CRYPTSM4 <sup>3</sup>	N/A	N/A	N/A	N/A
WFS_PIN_CRYPTSM4MAC <sup>3</sup>	N/A	N/A	N/A	N/A

<sup>1</sup>: ECMA is not supported with this command. ECMA can still be used with the WFS\_CMD\_PIN\_CRYPT command.

<sup>2</sup>: ISO recommended in 2002 to stop using the MAA MAC algorithm. This command does not support MAA MAC. MAA MAC can still be used with the WFS\_CMD\_PIN\_CRYPT command.

<sup>3</sup>: This command does not support the SM4 algorithms. The SM4 algorithms can still be used with the WFS\_CMD\_PIN\_CRYPT command.

## 5.1.38 WFS\_CMD\_PIN\_GET\_PINBLOCK\_340

---

**Description** This function takes the account information and a PIN entered by the user to build a formatted PIN. Encrypting this formatted PIN once or twice returns a PIN block which can be written on a magnetic card or sent to a host. The PIN block can be calculated using one of the algorithms specified in the WFS\_INF\_PIN\_CAPABILITIES command. This command will clear the PIN unless the application has requested that the PIN be maintained through the WFS\_CMD\_PIN\_MAINTAIN\_PIN command.

**Input Param** LPWFSPINBLOCK340 lpPinBlock340;

```
typedef struct _wfs_pin_block_340
{
    LPSTR                lpsCustomerData;
    LPSTR                lpsXORData;
    BYTE                bPadding;
    DWORD               dwFormat;
    LPSTR                lpsKey;
    LPSTR                lpsSecondEncKey;
    LPWFSPINATTRIBUTES lpPINBlockAttributes;
} WFSPINBLOCK340, *LPWFSPINBLOCK340;
```

### *lpsCustomerData*

The customer data should be an ASCII string. Used for ANSI, ISO-0, ISO-1, ISO-3, and ISO-4 algorithm to build the formatted PIN. For ANSI, ISO-0, ISO-3 and ISO-4 the PAN (Primary Account Number, without the check number) is supplied, for ISO-1 a ten digit transaction field is required. If not used a NULL is required.

Used for DIEBOLD with coordination number, as a two digit coordination number.

Used for EMV with challenge number (8 bytes) coming from the chip card. This number is passed as unpacked string, for example: 0123456789ABCDEF = 0x30 0x31 0x32 0x33 0x34 0x35 0x36 0x37 0x38 0x39 0x40 0x41 0x42 0x43 0x44 0x45 0x46

For AP PIN blocks, the data must be a concatenation of the PAN (18 digits including the check digit), and the CCS (8 digits).

### *lpsXORData*

If the formatted PIN is encrypted twice to build the resulting PIN block, this data can be used to modify the result of the first encryption by an XOR-operation. This parameter is a string of hexadecimal data that must be converted by the application, e.g. 0x0123456789ABCDEF must be converted to 0x30 0x31 0x32 0x33 0x34 0x35 0x36 0x37 0x38 0x39 0x40 0x41 0x42 0x43 0x44 0x45 0x46 and terminated with 0x00. In other words the application would set *lpsXORData* to "0123456789ABCDEF0". The hex digits 0xA to 0xF can be represented by characters in the ranges 'a' to 'f' or 'A' to 'F'. If this value is NULL no XOR-operation will be performed. If the formatted PIN is not encrypted twice (i.e. if *lpsSecondEncKey* is NULL) this parameter is ignored.

### *bPadding*

Specifies the padding character. The valid range is 0x00 to 0x0F. Only the least significant nibble is used.

### *dwFormat*

Specifies the format of the PIN block. Possible values are one of the following: (see command WFS\_INF\_PIN\_CAPABILITIES)

### *lpsKey*

Specifies the key used to encrypt the formatted PIN for the first time, NULL if no encryption is required. If this specifies a double-length or triple-length key, triple DES encryption will be performed. The key referenced by *lpsKey* must have the WFS\_PIN\_USEFUNCTION or WFS\_PIN\_USEPINREMOTE attribute.

### *lpsSecondEncKey*

Specifies the key used to format the once encrypted formatted PIN, NULL if no second encryption required. The key referenced by *lpsSecondEncKey* must have the WFS\_PIN\_USEFUNCTION or WFS\_PIN\_USEPINREMOTE attribute.

*lpPINBlockAttributes*

Pointer to a WFSPINATTRIBUTES structure. This parameter specifies the encryption algorithm, cryptographic method, and mode to be used for this command. For a list of valid values see the *lppPINBlockAttributes* capabilities field. The values specified must be compatible with the key identified by *lpsKey*.

**Output Param** LPWFSXDATA lpxPinBlock;

*lpxPinBlock*

Pointer to the encrypted PIN block.

**Error Codes** In addition to the generic error codes defined in [Ref. 1], the following error codes can be generated by this command:

Value	Meaning
WFS_ERR_PIN_KEYNOTFOUND	The specified key was not found.
WFS_ERR_PIN_ACCESSDENIED	The encryption module is either not initialized or not ready for any vendor specific reason.
WFS_ERR_PIN_KEYNOVALUE	The specified key is not loaded.
WFS_ERR_PIN_USEVIOLATION	The use specified by <i>bKeyUsage</i> is not supported.
WFS_ERR_PIN_NOPIN	The PIN has not been entered was not long enough or has been cleared.
WFS_ERR_PIN_FORMATNOTSUPP	The specified format is not supported.
WFS_ERR_PIN_INVALIDKEYLENGTH	The length of <i>lpsSecondEncKey</i> or <i>lpsKey</i> is not supported by this key or the length of an encryption key is not compatible with the encryption operation required.
WFS_ERR_PIN_ALGORITHMNOTSUPP	The algorithm specified by <i>bAlgorithm</i> is not supported by this command.
WFS_ERR_PIN_DUKPTOVERFLOW	The DUKPT KSN encryption counter has overflowed to zero. A new IPEK must be loaded.
WFS_ERR_PIN_MODENOTSUPPORTED	The mode specified by <i>bModeOfUse</i> is not supported.
WFS_ERR_PIN_CRYPTOMETHNOTSUPP	The cryptographic method specified by <i>dwCryptoMethod</i> is not supported.

**Events** In addition to the generic events defined in [Ref. 1], the following events can be generated by this command:

Value	Meaning
WFS_SRVE_PIN_ILLEGAL_KEY_ACCESS	An error occurred accessing an encryption key.
WFS_EXEE_PIN_DUKPT_KSN	An <i>lpsKey</i> with WFS_PIN_USEDUKPT usage has been used to encrypt the PIN block.

**Comments** This command can be used in place of the following commands:

- WFS\_CMD\_PIN\_GET\_PINBLOCK
- WFS\_CMD\_PIN\_GET\_PINBLOCK\_EX

### 5.1.39 WFS\_CMD\_PIN\_IMPORT\_KEY\_340

**Description** The encryption key passed by the application is loaded in the encryption module. For secret keys, the key must be passed encrypted with an accompanying “key encrypting key” or “key block protection key”. For public keys, they key is not required to be encrypted but is required to have verification data in order to be loaded.

This command can also be used to delete a key without authentication. Where an authenticated delete is required, the WFS\_CMD\_PIN\_START\_AUTHENTICATE and WFS\_CMD\_PIN\_AUTHENTICATE commands should be used.

**Input Param** LPWFSPINIMPORTKEY340 lpImportKey340;

```
typedef struct _wfs_pin_import_key_340
{
    LPSTR                lpsKey;
    LPWFSPINATTRIBUTES  lpKeyAttributes;
    LPWFSXDATA          lpxValue;
    LPSTR                lpsDecryptKey;
    DWORD               dwDecryptMethod;
    LPWFSXDATA          lpxVerificationData;
    LPSTR                lpsVerifyKey;
    LPWFSPINATTRIBUTES  lpVerifyAttributes;
    LPWFSXDATA          lpxVendorAttributes;
} WFSPINIMPORTKEY340, *LPWFSPINIMPORTKEY340;
```

*lpsKey*

Specifies the name of the key being loaded or deleted.

*lpKeyAttributes*

Pointer to a WFSPINATTRIBUTES structure. This parameter specifies the encryption algorithm, cryptographic method, and mode to be used for the key imported by this command. For a list of valid values see the *lppKeyAttributes* capability field. The values specified must be compatible with the key identified by *lpsKey*.

Must be NULL if the key specified by *lpsKey* is to be deleted.

*lpxValue*

Specifies the value of the key to be loaded or the complete key block for the key being loaded. Must be NULL if the key specified by *lpsKey* is to be deleted.

*lpsDecryptKey*

Specifies the name of the key used to decrypt the key being loaded. If *lpxValue* contains a TR-31 key block, then *lpsDecryptKey* is the name of the key block protection key that is used to verify and decrypt the key block. Can be NULL if the data in *lpxValue* is not encrypted.

Must be NULL if the key specified by *lpsKey* is to be deleted.

*dwDecryptMethod*

Specifies the cryptographic method that shall be used with the key specified by *lpsDecryptKey*. The PIN device shall use this method to decrypt the encrypted value in the *lpxValue* parameter. For a list of valid values see the *dwCryptoMethod* field in the *lppDecryptAttributes* capability field.

Must be 0 if *lpsDecryptKey* is NULL or the key specified by *lpsKey* is to be deleted.

Must be 0 if a keyblock is being imported, as the decrypt method is contained within the keyblock.

*lpxVerificationData*

Contains the data to be verified before importing. *lpxVerificationData* is NULL when no verification is needed before importing or deleting the key. Where an authenticated delete is required, the WFS\_CMD\_PIN\_START\_AUTHENTICATE and WFS\_CMD\_PIN\_AUTHENTICATE commands should be used.

*lpsVerifyKey*

Specifies the name of the previously loaded key which will be used to verify the *lpxVerificationData*. *lpsVerifyKey* is NULL when no verification is needed before importing or deleting the key.

*lpVerifyAttributes*

Pointer to a WFSPINATTRIBUTES structure. This parameter specifies the encryption algorithm, cryptographic method, and mode to be used to verify this command or to generate verification output data. Verifying input data will result in no verification output data. For a list of valid values see the *lppVerifyAttributes* capability fields.

Must be NULL if *lpxVerificationData* is NULL.

*lpxVendorAttributes*

Specifies the vendor attributes of the key to be imported. Refer to vendor documentation for details. If no vendor attributes are used, then this parameter must be NULL.

**Output Param** LPWFSPINIMPORTKEY340OUT lpImportKey340Out;

```
typedef struct _wfs_pin_import_key_340_out
{
    LPWFSXDATA                lpxVerificationData;
    LPWFSPINATTRIBUTES        lpVerifyAttributes;
    ULONG                     ulKeyLength;
} WFSPINIMPORTKEY340OUT, *LPWFSPINIMPORTKEY340OUT;
```

*lpxVerificationData*

Pointer to the verification data. This parameter is NULL if there is no verification data.

*lpVerifyAttributes*

Pointer to a WFSPINATTRIBUTES structure. This parameter specifies the encryption algorithm, cryptographic method, and mode used to verify this command. For a list of valid values see the *lppVerifyAttributes* capability fields.

This parameter is NULL if there is no verification data.

*ulKeyLength*

Specifies the length, in bits, of the key. 0 if the key length is unknown.

**Error Codes** In addition to the generic error codes defined in [Ref. 1], the following error codes can be generated by this command:

Value	Meaning
WFS_ERR_PIN_KEYNOTFOUND	One of the keys specified was not found.
WFS_ERR_PIN_ACCESSDENIED	The encryption module is either not initialized or not ready for any vendor specific reason.
WFS_ERR_PIN_DUPLICATEKEY	A key exists with that name and cannot be overwritten.
WFS_ERR_PIN_KEYNOVALUE	One of the specified keys is not loaded.
WFS_ERR_PIN_USEVIOLATION	The use specified by <i>bKeyUsage</i> is not supported or conflicts with a previously loaded key with the same name as <i>lpsKey</i> .
WFS_ERR_PIN_FORMATNOTSUPP	The specified format is not supported.
WFS_ERR_PIN_INVALIDKEYLENGTH	The length of <i>lpxValue</i> is not supported.
WFS_ERR_PIN_NOKEYRAM	There is no space left in the key RAM for a key of the specified type.
WFS_ERR_PIN_SIG_NOT_SUPP	The <i>dwCryptoMethod</i> of the <i>lpVerifyAttributes</i> is not supported. The key is not stored in the PIN.
WFS_ERR_PIN_SIGNATUREINVALID	The verification data in the input data is invalid. The key is not stored in the PIN.
WFS_ERR_PIN_RANDOMINVALID	The encrypted random number in the input data does not match the one previously provided by the PIN device. The key is not stored in the PIN.
WFS_ERR_PIN_ALGORITHMNOTSUPP	The algorithm specified by <i>bAlgorithm</i> is not supported by this command.
WFS_ERR_PIN_MODENOTSUPPORTED	The mode specified by <i>bModeOfUse</i> is not supported.



WFS\_ERR\_PIN\_CRYPTOMETHODNOTSUPP The cryptographic method specified by *dwCryptoMethod* for *lpKeyAttributes* or *lpVerifyAttributes* is not supported.

**Events** In addition to the generic events defined in [Ref. 1], the following events can be generated by this command:

Value	Meaning
WFS_SRVE_PIN_ILLEGAL_KEY_ACCESS	An error occurred accessing an encryption key.

**Comments** This command can be used in place of the following commands. Please see the tables in Appendix A, section 8 of this specification for examples of accomplishing various key import scenarios using this command compared to older commands prior to this command's introduction to this specification:

- WFS\_CMD\_PIN\_IMPORT\_KEY
- WFS\_CMD\_PIN\_IMPORT\_KEY\_EX
- WFS\_CMD\_PIN\_IMPORT\_RSA\_PUBLIC\_KEY
- WFS\_CMD\_PIN\_IMPORT\_RSA\_SIGNED\_DES\_KEY
- WFS\_CMD\_PIN\_IMPORT\_KEYBLOCK

## 5.2 Common commands for Remote Key Loading Schemes

---

This section describes those commands that are common between the two Remote Key Loading Schemes. The commands defined within this section can be used for both the Remote Key Loading Scheme using Signatures and the Remote Key Loading Scheme using Certificates. Section 8 provides additional explanation on how these commands are used.

### 5.2.1 WFS\_CMD\_PIN\_START\_KEY\_EXCHANGE

---

**Description** This command is used to start communication with the host, including transferring the host's Key Transport Key, replacing the Host certificate, and requesting initialization remotely.

This output value is returned to the host and is used in the WFS\_CMD\_PIN\_IMPORT\_RSA\_ENCIPHERED\_PKCS7\_KEY, WFS\_CMD\_PIN\_IMPORT\_RSA\_SIGNED\_DES\_KEY, WFS\_CMD\_PIN\_LOAD\_CERTIFICATE\_EX, WFS\_CMD\_PIN\_IMPORT\_RSA\_ENCIPHERED\_PKCS7\_KEY\_EX, and WFS\_CMD\_PIN\_IMPORT\_KEY\_340 commands to verify that the encryptor is talking to the proper host.

The WFS\_CMD\_PIN\_IMPORT\_RSA\_ENCIPHERED\_PKCS7\_KEY, WFS\_CMD\_PIN\_IMPORT\_RSA\_ENCIPHERED\_PKCS7\_KEY\_EX, WFS\_CMD\_PIN\_IMPORT\_RSA\_SIGNED\_DES\_KEY, and WFS\_CMD\_PIN\_IMPORT\_KEY\_340 commands end the key exchange process.

**Input Param** None.

**Output Param** LPWFSPINSTARTKEYEXCHANGE lpStartKeyExchange;

```
typedef struct _wfs_pin_start_key_exchange
{
    LPWFSDATA          lpxRandomItem;
    } WFSPIINSTARTKEYEXCHANGE, *LPWFSPINSTARTKEYEXCHANGE;
```

*lpxRandomItem*

Pointer to a randomly generated number created by the encryptor. If the PIN device does not support random number generation and verification, a zero length random number is returned and a NULL *lpbData* pointer is returned.

**Error Codes** In addition to the generic error codes defined in [Ref. 1], the following error codes can be generated by this command:

Value	Meaning
WFS_ERR_PIN_ACCESSDENIED	The encryption module is either not initialized or not ready for any vendor specific reason.

**Events** None.

**Comments** None.

### 5.3 Remote Key Loading Using Signatures

This section contains commands that are used for Remote Key Loading with Signatures. Applications wishing to use such functionality must use these commands. Section 8.1 provides additional explanation on how these commands are used. Section 8.1.8 defines the fixed names for the Security Item and RSA keys that must be loaded during manufacture.

#### 5.3.1 WFS\_CMD\_PIN\_IMPORT\_RSA\_PUBLIC\_KEY

**Description** The Public RSA key passed by the application is loaded in the encryption module. The *dwUse* parameter restricts the cryptographic functions that the imported key can be used for.

This command provides similar public key import functionality to that provided with WFS\_CMD\_PIN\_IMPORT\_KEY\_EX. The primary advantage gained through using this function is that the imported key can be verified as having come from a trusted source. If a Signature algorithm is specified that is not supported by the PIN Service Provider, then the request will not be accepted and the command fails.

**Input Param** LPWFSPINIMPORTRSAPUBLICKEY lpImportRSAPublicKey;

```
typedef struct _wfs_pin_import_rsa_public_key
{
    LPSTR                lpsKey;
    LPWFSXDATA           lpxValue;
    DWORD                dwUse;
    LPSTR                lpsSigKey;
    DWORD                dwRSASignatureAlgorithm;
    LPWFSXDATA           lpxSignature;
} WFSPINIMPORTRSAPUBLICKEY, *LPWFSPINIMPORTRSAPUBLICKEY;
```

*lpsKey*

Specifies the name of key being loaded.

*lpxValue*

Contains the PKCS #1 formatted RSA Public Key to be loaded, represented in DER encoded ASN.1.

*dwUse*

Specifies the type of access for which the key can be used. If this parameter equals zero, the key is deleted. Otherwise the parameter can be one of the following flags:

Value	Meaning
WFS_PIN_USERSAPUBLIC	Key is used as a public key for RSA Encryption including EMV PIN block creation.
WFS_PIN_USERSAPUBLICVERIFY	Key is used as a public key for RSA signature verification and/or data decryption.

If *dwUse* equals zero the specified key is deleted.

When no signature is required to authenticate the deletion of a public key, all parameters but *lpsKey* are ignored. In addition, WFS\_CMD\_PIN\_IMPORT\_KEY, WFS\_CMD\_PIN\_IMPORT\_KEY\_EX, WFS\_CMD\_PIN\_IMPORT\_RSA\_PUBLIC\_KEY and WFS\_CMD\_PIN\_IMPORT\_RSA\_SIGNED\_DES\_KEY can be used to delete a key that has been imported with this command.

When a signature is required to authenticate the deletion of the public key, all parameters in the command are used. *lpxValue* must contain the concatenation of the Security Item which uniquely identifies the PIN device (see the command WFS\_CMD\_PIN\_EXPORT\_RSA\_ISSUER\_SIGNED\_ITEM) and the PKCS #1 formatted RSA public key to be deleted, i.e. UI<sub>ATM</sub>|| PK<sub>TO DELETE</sub>. *lpxSignature* contains the signature generated from *lpxValue* using the private key component of the public key being deleted.

The equivalent commands in the certificate scheme must not be used to delete a key imported through the signature scheme.

*lpsSigKey*

*lpsSigKey* specifies the name of a previously loaded asymmetric key (i.e. an RSA Public Key) which will be used to verify the signature passed in *lpxSignature*. The default Signature Issuer public key (installed in a secure environment during manufacture) will be used, if *lpsSigKey* is either NULL or contains the name of the default Signature issuer as defined in section [8.1.8](#).

*dwRSASignatureAlgorithm*

Defines the algorithm used to generate the Signature specified in *lpxSignature*. Contains one of the following values:

Value	Meaning
WFS_PIN_SIGN_NA	No signature algorithm specified. No signature verification will take place and the contents of <i>lpsSigKey</i> and <i>lpxSignature</i> are ignored.
WFS_PIN_SIGN_RSASSA_PKCS1_V1_5	Use the RSASSA-PKCS1-v1.5 algorithm.
WFS_PIN_SIGN_RSASSA_PSS	Use the RSASSA-PSS algorithm.

*lpxSignature*

Contains the Signature associated with the key being imported or deleted. The Signature is used to validate the key request has been received from a trusted sender. This value contains NULL when no key validation is required.

**Output Param** LPWFSPINIMPORTRSAPUBLICKEYOUTPUT lpImportRSAPublicKeyOutput;

```
typedef struct _wfs_pin_import_rsa_public_key_output
{
    DWORD dwRSAKeyCheckMode;
    LPWFSXDATA lpKeyCheckValue;
} WFSPINIMPORTRSAPUBLICKEYOUTPUT,
*LPWFSPINIMPORTRSAPUBLICKEYOUTPUT;
```

*dwRSAKeyCheckMode*

Defines algorithm/method used to generate the public key check value/thumb print. The check value can be used to verify that the public key has been imported correctly. It can be one of the following flags:

Value	Meaning
WFS_PIN_RSA_KCV_NONE	No check value is returned in <i>lpKeyCheckValue</i> .
WFS_PIN_RSA_KCV_SHA1	<i>lpKeyCheckValue</i> contains a SHA-1 digest of the public key.
WFS_PIN_RSA_KCV_SHA256	<i>lpKeyCheckValue</i> contains a SHA-256 digest of the public key.

*lpKeyCheckValue*

Contains the public key check value as defined by the *dwRSAKeyCheckMode* flag.

**Error Codes** In addition to the generic error codes defined in [Ref. 1], the following error codes can be generated by this command:

Value	Meaning
WFS_ERR_PIN_ACCESSDENIED	The encryption module is either not initialized or not ready for any vendor specific reason.
WFS_ERR_PIN_KEYNOTFOUND	The key name supplied in <i>lpsSigKey</i> was not found.
WFS_ERR_PIN_USEVIOLATION	An invalid use was specified for the key being imported.
WFS_ERR_PIN_DUPLICATEKEY	A key exists with that name and cannot be overwritten.
WFS_ERR_PIN_INVALIDKEYLENGTH	The length of <i>lpxValue</i> is not supported.
WFS_ERR_PIN_NOKEYRAM	There is no space left in the key RAM for a key of the specified type.
WFS_ERR_PIN_SIG_NOT_SUPP	The Service Provider does not support the Signature Algorithm requested. The key was discarded.

WFS\_ERR\_PIN\_SIGNATUREINVALID      The signature verification failed. The key has not been stored or deleted.

**Events**      In addition to the generic events defined in [Ref. 1], the following events can be generated by this command:

Value	Meaning
WFS_SRVE_PIN_ILLEGAL_KEY_ACCESS	An error occurred accessing an encryption key.

**Comments**      None.

### 5.3.2 WFS\_CMD\_PIN\_EXPORT\_RSA\_ISSUER\_SIGNED\_ITEM

**Description** This command is used to export data elements from the PIN device, which have been signed by an offline Signature Issuer. This command is used when the default keys and Signature Issuer signatures, installed during manufacture, are to be used for remote key loading.

This command allows the following data items are to be exported:

- The Security Item which uniquely identifies the PIN device. This value may be used to uniquely identify a PIN device and therefore confer trust upon any key or data obtained from this device.
- The RSA Public key component of a public/private key pair that exists within the PIN device. These public/private key pairs are installed during manufacture. Typically, an exported public key is used by the host to encipher the symmetric key.

See section 8.1.8 (Default Keys and Security Item loaded during manufacture) for the default names and the description of the keys installed during manufacture. These names are defined to ensure multi-vendor applications can be developed.

The WFS\_INF\_PIN\_KEY\_DETAIL\_EX command can be used to determine the valid uses for the exported public key.

**Input Param** LPWFSPINEXPORTRSAISSUERSIGNEDITEM lpExportRSAIssuerSignedItem;

```
typedef struct _wfs_pin_export_rsa_issuer_signed_item
{
    WORD                wExportItemType;
    LPSTR               lpsName;
} WFSPINEXPORTRSAISSUERSIGNEDITEM,
*LPWFSPINEXPORTRSAISSUERSIGNEDITEM;
```

*wExportItemType*

Defines the type of data item to be exported from the PIN. Contains one of the following values:

Value	Meaning
WFS_PIN_EXPORT_EPP_ID	The Unique ID for the PIN will be exported, <i>lpsName</i> is ignored.
WFS_PIN_EXPORT_PUBLIC_KEY	The public key identified by <i>lpsName</i> will be exported.

*lpsName*

Specifies the name of the public key to be exported. The private/public key pair was installed during manufacture; see section 8.1.8 (Default Keys and Security Item loaded during manufacture) for a definition of these default keys. If *lpsName* is NULL, then the default EPP public key that is used for symmetric key encryption is exported.

**Output Param** LPWFSPINEXPORTRSAISSUERSIGNEDITEMOUTPUT lpExportRSAIssuerSignedItemOutput;

```
typedef struct _wfs_pin_export_rsa_issuer_signed_item_output
{
    LPWFSDXDATA        lpxValue;
    DWORD              dwRSASignatureAlgorithm;
    LPWFSDXDATA        lpxSignature;
} WFSPINEXPORTRSAISSUERSIGNEDITEMOUTPUT,
*LPWFSPINEXPORTRSAISSUERSIGNEDITEMOUTPUT;
```

*lpxValue*

If a public key was requested then *lpxValue* contains the PKCS #1 formatted RSA Public Key represented in DER encoded ASN.1 format. If the security item was requested then *lpxValue* contains the PIN's Security Item, which may be vendor specific.

*dwRSASignatureAlgorithm*.

Specifies the algorithm used to generate the Signature returned in *lpxSignature*. Contains one of the following values:

Value	Meaning
WFS_PIN_SIGN_NA	No signature algorithm used, no signature will be provided in <i>lpxSignature</i> , the data item may still be exported.
WFS_PIN_SIGN_RSASSA_PKCS1_V1_5	RSASSA-PKCS1-v1.5 algorithm used.
WFS_PIN_SIGN_RSASSA_PSS	RSASSA-PSS algorithm used.

*lpxSignature*

Specifies the RSA signature of the data item exported. NULL can be returned when key Signatures are not supported.

**Error Codes** In addition to the generic error codes defined in [Ref. 1], the following error codes can be generated by this command:

Value	Meaning
WFS_ERR_PIN_NORSAKEYPAIR	The PIN device does not have a private key.
WFS_ERR_PIN_ACCESSDENIED	The encryption module is either not initialized or not ready for any vendor specific reason.
WFS_ERR_PIN_KEYNOTFOUND	The data item identified by <i>lpsName</i> was not found.

**Events** In addition to the generic events defined in [Ref. 1], the following events can be generated by this command:

Value	Meaning
WFS_SRVE_PIN_ILLEGAL_KEY_ACCESS	An error occurred accessing an encryption key.

**Comments** None.

### 5.3.3 WFS\_CMD\_PIN\_IMPORT\_RSA\_SIGNED\_DES\_KEY

**Description** This command is used to load a Symmetric Key that is either a single-length, double-length or triple-length DES key into the encryptor. The key passed by the application is loaded in the encryption module, the (optional) signature is used during validation, the key is decrypted using the device's RSA Private Key, and is then stored. The loaded key will be discarded at any stage if any of the above fails.

The random number previously obtained from the WFS\_CMD\_PIN\_START\_KEY\_EXCHANGE command and sent to the host is included in the signed data. This random number (when present) is verified during the load process. This command ends the Key Exchange process.

The *dwUse* parameter restricts the cryptographic functions that the imported key can be used for.

If a Signature algorithm is specified that is not supported by the PIN Service Provider, then the message will not be decrypted and the command fails.

**Input Param** LPWFSPINIMPORTRSASIGNEDDESKEY lpImportRSASignedDESKey;

```
typedef struct _wfs_pin_import_rsa_signed_des_key
{
    LPSTR                lpsKey;
    LPSTR                lpsDecryptKey;
    DWORD                dwRSAEncipherAlgorithm;
    LPWFSXDATA           lpxValue;
    DWORD                dwUse;
    LPSTR                lpsSigKey;
    DWORD                dwRSASignatureAlgorithm;
    LPWFSXDATA           lpxSignature;
} WFSPINIMPORTRSASIGNEDDESKEY, *LPWFSPINIMPORTRSASIGNEDDESKEY;
```

*lpsKey*

Specifies the name of key being loaded.

*lpsDecryptKey*

Specifies the name of the RSA private key used to decrypt the symmetric key. See section [8.1.8](#) (Default Keys and Security Item loaded during manufacture) for a description of the fixed name defined for the default decryption private key. If *lpsDecryptKey* is NULL then the default decryption private key is used.

*dwRSAEncipherAlgorithm*

Specifies the RSA algorithm that is used, along with the private key, to decipher the imported key. Contains one of the following values:

Value	Meaning
WFS_PIN_CRYPT_RSAES_PKCS1_V1_5	Use the RSAES_PKCS1-v1.5 algorithm.
WFS_PIN_CRYPT_RSAES_OAEP	Use the RSAES_OAEP algorithm.

*lpxValue*

Specifies the enciphered value of the key to be loaded. *lpxValue* contains the concatenation of the random number (when present) and enciphered key.

*dwUse*

Specifies the type of access for which the key can be used. If this parameter equals zero, the key is deleted. Otherwise, the parameter can be a combination of the following flags:

Value	Meaning
WFS_PIN_USECRYPT	Key is used for encryption and decryption.
WFS_PIN_USEFUNCTION	Key is used for PIN block creation.
WFS_PIN_USEMACING	Key is used for MACing.
WFS_PIN_USEKEYENCKEY	Key is used as key encryption key.
WFS_PIN_USEPINLOCAL	Key is used only for local PIN check.
WFS_PIN_USENODUPLICATE	Key can be imported only once.
WFS_PIN_USESVENCKEY	Key is used as CBC Start Value encryption key.
WFS_PIN_USEANSTR31MASTER	Key can be used for importing keys packaged within an ANS TR-31 key block.



WFS_PIN_USEPINREMOTE	Key is used only for PIN block creation.
WFS_PIN_USERESTRICTEDKEYENCKEY	Key is used as WFS_PIN_USEKEYENCKEY key whose later subsequently derived keys inherit and are restricted to a single use. To express this the WFS_PIN_USERESTRICTED-KEYENCKEY use must be combined with the use WFS_PIN_USEKEYENCKEY and must additionally be combined with the use that the later subsequently derived keys will have. See also examples in section <a href="#">8.7</a> .

If *dwUse* equals zero the specified key is deleted. In that case all parameters but *lpsKey* are ignored. WFS\_CMD\_PIN\_IMPORT\_KEY, WFS\_CMD\_PIN\_IMPORT\_KEY\_EX, WFS\_CMD\_PIN\_IMPORT\_RSA\_PUBLIC\_KEY and WFS\_CMD\_PIN\_IMPORT\_RSA\_SIGNED\_DES\_KEY can be used to delete a key that has been imported with this command. The equivalent commands in the certificate scheme must not be used to delete a key imported through the signature scheme.

#### *lpsSigKey*

If *lpsSigKey* is NULL then the key signature will not be used for validation and *lpxSignature* is ignored. Otherwise *lpsSigKey* specifies the name of an Asymmetric Key (i.e. an RSA Public Key) previously loaded which will be used to verify the signature passed in *lpxSignature*.

#### *dwRSASignatureAlgorithm*

Specifies the algorithm used to generate the Signature specified in *lpxSignature*. Contains one of the following values:

Value	Meaning
WFS_PIN_SIGN_NA	No signature algorithm specified. No signature verification will take place and the content of <i>lpxSignature</i> is ignored.
WFS_PIN_SIGN_RSASSA_PKCS1_V1_5	Use the RSASSA-PKCS1-v1.5 algorithm.
WFS_PIN_SIGN_RSASSA_PSS	Use the RSASSA-PSS algorithm.

#### *lpxSignature*

Contains the Signature associated with the key being imported. The Signature is used to validate the key has been received from a trusted sender. The signature is generated over the contents of the *lpxValue*. The *lpxSignature* signature contains NULL when no key validation is required.

**Output Param** LPWFSPINIMPORTRSASIGNEDDESKEYOUTPUT lpImportRSASignedDESKeyOutput;

```
typedef struct _wfs_pin_import_rsa_signed_des_key_output
{
    WORD                wKeyLength;
    WORD                wKeyCheckMode;
    LPWFSXDATA         lpxKeyCheckValue;
} WFSPINIMPORTRSASIGNEDDESKEYOUTPUT,
*LPWFSPINIMPORTRSASIGNEDDESKEYOUTPUT;
```

#### *wKeyLength*

Specifies the length of the key loaded. It can be one of the following flags:

Value	Meaning
WFS_PIN_KEYSINGLE	The imported key is single length.
WFS_PIN_KEYDOUBLE	The imported key is double length.
WFS_PIN_KEYTRIPLE	The imported key is triple length.

#### *wKeyCheckMode*

Specifies the mode that is used to create the key check value. It can be one of the following flags:

Value	Meaning
WFS_PIN_KCVNONE	There is no key check value provided.

WFS\_PIN\_KCVSELF

The key check value (KCV) is created by an encryption of the key with itself. For the description refer to the WFS\_PIN\_KCVSELF literal described in the Capabilities.

WFS\_PIN\_KCVZERO

The key check value (KCV) is created by encrypting a zero value with the key. Unless otherwise specified, ECB encryption is used. The encryption algorithm used (i.e. DES, 3DES, AES) is determined by the type of key used to generate the KCV.

*lpxKeyCheckValue*

pointer to the key verification data that can be used for verification of the loaded key, NULL if device does not have that capability.

**Error Codes**

In addition to the generic error codes defined in [Ref. 1], the following error codes can be generated by this command:

Value	Meaning
WFS_ERR_PIN_ACCESSDENIED	The encryption module is either not initialized or not ready for any vendor specific reason.
WFS_ERR_PIN_DUPLICATEKEY	A key exists with that name and cannot be overwritten.
WFS_ERR_PIN_KEYNOTFOUND	One of the keys specified were not found.
WFS_ERR_PIN_KEYNOVALUE	The specified key encryption key is not loaded.
WFS_ERR_PIN_USEVIOLATION	The specified use is not supported by this key.
WFS_ERR_PIN_INVALIDKEYLENGTH	The length of <i>lpxValue</i> is not supported.
WFS_ERR_PIN_NOKEYRAM	There is no space left in the key RAM for a key of the specified type.
WFS_ERR_PIN_SIG_NOT_SUPP	The Service Provider does not support the Signature Algorithm requested. The key was discarded.
WFS_ERR_PIN_SIGNATUREINVALID	The signature in the input data is invalid. The key is not stored in the PIN.
WFS_ERR_PIN_RANDOMINVALID	The encrypted random number in the input data does not match the one previously provided by the EPP. The key is not stored in the PIN.

**Events**

In addition to the generic events defined in [Ref. 1], the following events can be generated by this command:

Value	Meaning
WFS_SRVE_PIN_ILLEGAL_KEY_ACCESS	An error occurred accessing an encryption key.

**Comments**

None.

### 5.3.4 WFS\_CMD\_PIN\_GENERATE\_RSA\_KEY\_PAIR

**Description** This command will generate a new RSA key pair. The public key generated as a result of this command can subsequently be obtained by calling WFS\_CMD\_PIN\_EXPORT\_RSA\_EPP\_SIGNED\_ITEM.

The newly generated key pair can only be used for the use defined in the *dwUse* flag. This flag defines the use of the private key; its public key can only be used for the inverse function.

**Input Param** LPWFSPINGENERATERSAKEYPAIR lpGenerateRSAKeyPair;

```
typedef struct _wfs_pin_generate_rsa_key
{
    LPSTR                lpsKey;
    DWORD               dwUse;
    WORD                wModulusLength;
    WORD                wExponentValue;
} WFSPIGENERATERSAKEYPAIR, *LPWFSPINGENERATERSAKEYPAIR;
```

*lpsKey*

Specifies the name of the new key-pair to be generated. Details of the generated key-pair can be obtained through the WFS\_INF\_PIN\_KEY\_DETAIL\_EX command.

*dwUse*

Specifies what the private key component of the key pair can be used for. The public key part can only be used for the inverse function. For example, if the WFS\_PIN\_USERSAPRIVATESIGN use is specified, then the private key can only be used for signature generation and the partner public key can only be used for verification. *dwUse* can take one of the following values:

Value	Meaning
WFS_PIN_USERSAPRIVATE	Key is used as a private key for RSA decryption.
WFS_PIN_USERSAPRIVATESIGN	Key is used as a private key for RSA Signature generation. Only data generated within the device can be signed.

*wModulusLength*

Specifies the number of bits for the modulus of the RSA key pair to be generated. When zero is specified then the PIN device will be responsible for defining the length.

*wExponentValue*

Specifies the value of the exponent of the RSA key pair to be generated. The following defines valid values the exponent:

Value	Meaning
WFS_PIN_DEFAULT	The device will decide the exponent.
WFS_PIN_EXPONENT_1	Exponent of $2^1+1$ (3).
WFS_PIN_EXPONENT_4	Exponent of $2^4+1$ (17).
WFS_PIN_EXPONENT_16	Exponent of $2^{16}+1$ (65537).

**Output Param** None.

**Error Codes** In addition to the generic error codes defined in [Ref. 1], the following error codes can be generated by this command:

Value	Meaning
WFS_ERR_PIN_ACCESSDENIED	The encryption module is either not initialized or not ready for any vendor specific reason.
WFS_ERR_PIN_INVALID_MOD_LEN	The modulus length specified is invalid.
WFS_ERR_PIN_USEVIOLATION	The specified use is not supported by this key.
WFS_ERR_PIN_DUPLICATEKEY	A key exists with that name and cannot be overwritten.
WFS_ERR_PIN_KEY_GENERATION_ERROR	The EPP is unable to generate a key pair.

## CWA 16926-65:2020 (E)

**Events** In addition to the generic events defined in [Ref. 1], the following events can be generated by this command:

<u>Value</u>	<u>Meaning</u>
WFS_SRVE_PIN_ILLEGAL_KEY_ACCESS	An error occurred accessing an encryption key.

**Comments** None.

### 5.3.5 WFS\_CMD\_PIN\_EXPORT\_RSA\_EPP\_SIGNED\_ITEM

**Description** This command is used to export data elements from the PIN device that have been signed by a private key within the EPP. This command is used in place of the WFS\_CMD\_PIN\_EXPORT\_RSA\_ISSUER\_SIGNED\_ITEM command, when a private key generated within the PIN device is to be used to generate the signature for the data item. This command allows an application to define which of the following data items are to be exported:

- The Security Item which uniquely identifies the PIN device. This value may be used to uniquely identify a PIN device and therefore confer trust upon any key or data obtained from this device.
- The RSA Public key component of a public/private key pair that exists within the PIN device.

See section 8.1.8 (Default Keys and Security Item loaded during manufacture) for the default names and the description of the keys installed during manufacture. These names are defined to ensure multi-vendor applications can be developed.

The public/private key pairs exported by this command are either installed during manufacture or generated through the WFS\_CMD\_PIN\_GENERATE\_RSA\_KEY\_PAIR command.

The WFS\_INF\_PIN\_KEY\_DETAIL\_EX command can be used to determine the valid uses for the exported public key.

**Input Param** LPWFSPINEXPORTRSAEPPSIGNEDITEM lpExportRSAEPPSignedItem;

```
typedef struct _wfs_pin_export_rsa_epp_signed_item
{
    WORD                wExportItemType;
    LPSTR               lpsName;
    LPSTR               lpsSigKey;
    DWORD               dwSignatureAlgorithm;
} WFSPINEXPORTRSAEPPSIGNEDITEM, *LPWFSPINEXPORTRSAEPPSIGNEDITEM
```

*wExportItemType*

Defines the type of data item to be exported from the PIN. Contains one of the following values:

Value	Meaning
WFS_PIN_EXPORT_EPP_ID	The Unique ID for the PIN will be exported, <i>lpsName</i> is ignored.
WFS_PIN_EXPORT_PUBLIC_KEY	The public key identified by <i>lpsName</i> will be exported.

*lpsName*

Specifies the name of the public key to be exported. This can either be the name of a key-pair generated through WFS\_CMD\_PIN\_GENERATE\_RSA\_KEY\_PAIR or the name of one of the default key-pairs installed during manufacture.

*lpsSigKey*

Specifies the name of the private key to use to sign the exported item.

*dwSignatureAlgorithm*.

Specifies the algorithm to use to generate the Signature returned in both the *lpxSelfSignature* and *lpxSignature* fields. Contains one of the following values:

Value	Meaning
WFS_PIN_SIGN_NA	No signature algorithm used, no signature will be provided in <i>lpxSelfSignature</i> or <i>lpxSignature</i> . The requested item may still be exported.
WFS_PIN_SIGN_RSASSA_PKCS1_V1_5	RSASSA-PKCS1-v1.5 algorithm used.
WFS_PIN_SIGN_RSASSA_PSS	RSASSA-PSS algorithm used.

**Output Param** LPWFSPINEXPORTRSAEPPSIGNEDITEMOUTPUT lpExportRSAEPPSignedItemOutput;

```
typedef struct _wfs_pin_export_rsa_epp_signed_item_output
{
    LPWFSXDATA          lpxValue;
    LPWFSXDATA          lpxSelfSignature;
    LPWFSXDATA          lpxSignature;
} WFSPINEXPORTRSAEPPSIGNEDITEMOUTPUT,
*LPWFSPINEXPORTRSAEPPSIGNEDITEMOUTPUT;
```

*lpxValue*

If a public key was requested then *lpxValue* contains the PKCS #1 formatted RSA Public Key represented in DER encoded ASN.1 format. If the security item was requested then *lpxValue* contains the PIN’s Security Item, which may be vendor specific.

*lpxSelfSignature*

If a public key was requested then *lpxSelfSignature* contains the RSA signature of the public key exported, generated with the key-pair’s private component. NULL can be returned when key Self-Signatures are not supported/required.

*lpxSignature*

Specifies the RSA signature of the data item exported. NULL can be returned when signatures are not supported/required.

**Error Codes** In addition to the generic error codes defined in [Ref. 1], the following error codes can be generated by this command:

Value	Meaning
WFS_ERR_PIN_NORSAKEYPAIR	The PIN device does not have a private key.
WFS_ERR_PIN_ACCESSDENIED	The encryption module is either not initialized or not ready for any vendor specific reason.
WFS_ERR_PIN_KEYNOTFOUND	The data item identified by <i>lpsName</i> was not found.

**Events** In addition to the generic events defined in [Ref. 1], the following events can be generated by this command:

Value	Meaning
WFS_SRVE_PIN_ILLEGAL_KEY_ACCESS	An error occurred accessing an encryption key.

**Comments** None.

## 5.4 Remote Key Loading with Certificates

---

This section contains commands that are used for Remote Key Loading with Certificates. Applications wishing to use such functionality must use these commands.

### 5.4.1 WFS\_CMD\_PIN\_LOAD\_CERTIFICATE

---

**Description** This command is used to load a host certificate or to load a new encryptor certificate from a Certificate Authority to make remote key loading possible. This command can be called only once if there are no plans for a new CA to take over the duties. If a new CA does take over the duties, then this command should be called after the WFS\_CMD\_PIN\_REPLACE\_CERTIFICATE command. The type of certificate (Primary or Secondary) to be loaded will be embedded within the actual certificate structure.

**Input Param** LPWFSPINLOADCERTIFICATE lpLoadCertificate;

```
typedef struct _wfs_pin_load_certificate
{
    LPWFSXDATA                lpLoadCertificate;
} WFSPINLOADCERTIFICATE, *LPWFSPINLOADCERTIFICATE
```

*lpLoadCertificate*

Pointer to the structure that contains the certificate that is to be loaded represented in DER encoded ASN.1 notation. This data should be in a binary encoded PKCS #7 using the degenerate certificate only case of the signed-data content type in which the inner content's data file is omitted and there are no signers.

**Output Param** LPWFSPINLOADCERTIFICATEOUTPUT lpLoadCertificateOutput;

```
typedef struct _wfs_pin_load_certificate_output
{
    LPWFSXDATA                lpxCertificateData;
} WFSPINLOADCERTIFICATEOUTPUT, *LPWFSPINLOADCERTIFICATEOUTPUT;
```

*lpxCertificateData*

Pointer to a PKCS #7 structure using a Digested-data content type. The digest parameter should contain the thumb print value.

**Error Codes** In addition to the generic error codes defined in [Ref. 1], the following error codes can be generated by this command:

Value	Meaning
WFS_ERR_PIN_ACCESSDENIED	The encryption module is either not initialized or not ready for any vendor specific reason.
WFS_ERR_PIN_FORMATINVALID	The format of the message is invalid.
WFS_ERR_PIN_INVALIDCERTSTATE	The certificate module is in a state in which the request is invalid.

**Events** In addition to the generic events defined in [Ref. 1], the following events can be generated by this command:

Value	Meaning
WFS_SRVE_PIN_CERTIFICATE_CHANGE	The certificate module state has changed.

**Comments** None.

## 5.4.2 WFS\_CMD\_PIN\_GET\_CERTIFICATE

---

**Description** This command is used to read out the encryptor's certificate, which has been signed by the trusted Certificate Authority and is sent to the host. This command only needs to be called once if no new Certificate Authority has taken over. The output of this command will specify in the PKCS #7 message the resulting Primary or Secondary certificate.

**Input Param** LPWFSPINGETCERTIFICATE lpGetCertificate;

```
typedef struct _wfs_pin_get_certificate
{
    WORD wGetCertificate;
} WFSPINGETCERTIFICATE, *LPWFSPINGETCERTIFICATE;
```

*wGetCertificate*

Specifies which public key certificate is requested. If the WFS\_INF\_PIN\_STATUS command indicates Primary Certificates are accepted, then the Primary Public Encryption Key or the Primary Public Verification Key will be read out. If the WFS\_INF\_PIN\_STATUS command indicates Secondary Certificates are accepted, then the Secondary Public Encryption Key or the Secondary Public Verification Key will be read out.

Value	Meaning
WFS_PIN_PUBLICENCKEY	The corresponding encryption key is to be returned.
WFS_PIN_PUBLICVERIFICATIONKEY	The corresponding verification key is to be returned.
WFS_PIN_PUBLICHOSTKEY	The host public key is to be returned.

**Output Param** LPWFSPINGETCERTIFICATEOUTPUT lpGetCertificateOutput;

```
typedef struct _wfs_pin_get_certificate_output
{
    LPWFSXDATA lpxCertificate;
} WFSPINGETCERTIFICATEOUTPUT, *LPWFSPINGETCERTIFICATEOUTPUT;
```

*lpxCertificate*

Pointer to the structure that contains the certificate that is to be loaded represented in DER encoded ASN.1 notation. This data should be in a binary encoded PKCS #7 using the degenerate certificate only case of the signed-data content type in which the inner content's data file is omitted and there are no signers.

**Error Codes** In addition to the generic error codes defined in [Ref. 1], the following error codes can be generated by this command:

Value	Meaning
WFS_ERR_PIN_ACCESSDENIED	The encryption module is either not initialized or not ready for any vendor specific reason.
WFS_ERR_PIN_INVALIDCERTSTATE	The certificate module is in a state in which the request is invalid.
WFS_ERR_PIN_KEYNOTFOUND	The specified public key was not found.

**Events** None.

**Comments** None.



### 5.4.3 WFS\_CMD\_PIN\_REPLACE\_CERTIFICATE

---

**Description** This command is used to replace the existing primary or secondary Certificate Authority certificate already loaded into the encryptor. This operation must be done by an Initial Certificate Authority or by a Sub-Certificate Authority. These operations will replace either the primary or secondary Certificate Authority public verification key inside of the encryptor. After this command is complete, the application should send the WFS\_CMD\_PIN\_LOAD\_CERTIFICATE and WFS\_CMD\_GET\_CERTIFICATE commands to ensure that the new HOST and the encryptor have all the information required to perform the remote key loading process.

**Input Param** LPWFSPINREPLACECERTIFICATE lpReplaceCertificate;

```
typedef struct _wfs_pin_replace_certificate
{
    LPWFSXDATA                lpxReplaceCertificate;
} WFSPINREPLACECERTIFICATE, *LPWFSPINREPLACECERTIFICATE;
```

*lpReplaceCertificate*

Pointer to the PKCS # 7 message that will replace the current Certificate Authority. The outer content uses the Signed-data content type, the inner content is a degenerate certificate only content containing the new CA certificate and Inner Signed Data type. The certificate should be in a format represented in DER encoded ASN.1 notation.

**Output Param** LPWFSPINREPLACECERTIFICATEOUTPUT lpReplaceCertificateOuput

```
typedef struct _wfs_pin_replace_certificate_output
{
    LPWFSXDATA                lpxNewCertificateData;
} WFSPINREPLACECERTIFICATEOUTPUT,
*LPWFSPINREPLACECERTIFICATEOUTPUT;
```

*lpNewCertificateData*

Pointer to a PKCS #7 structure using a Digested-data content type. The digest parameter should contain the thumb print value.

**Error Codes** In addition to the generic error codes defined in [Ref. 1], the following error codes can be generated by this command:

Value	Meaning
WFS_ERR_PIN_ACCESSDENIED	The encryption module is either not initialized or not ready for any vendor specific reason.
WFS_ERR_PIN_FORMATINVALID	The format of the message is invalid.
WFS_ERR_PIN_INVALIDCERTSTATE	The certificate module is in a state in which the request is invalid.

**Events** In addition to the generic events defined in [Ref. 1], the following events can be generated by this command:

Value	Meaning
WFS_SRVE_PIN_CERTIFICATE_CHANGE	The certificate module state has changed.

**Comments** None.

#### 5.4.4 WFS\_CMD\_PIN\_IMPORT\_RSA\_ENCIPHERED\_PKCS7\_KEY

**Description** This command is used to load a Key Transport Key that is either a single-length, double-length or triple-length DES key into the encryptor. The Key Transport Key should be destroyed if the entire process is not completed. In addition, a new Key Transport Key should be generated each time this protocol is executed. This method ends the Key Exchange process.

**Input Param** LPWFSPINIMPORTRSAENCIPHEREDPKCS7KEY lpImportRSAEncipheredPKCS7Key;

```
typedef struct _wfs_pin_import_rsa_enciphered_pkcs7_key
{
    LPWFSXDATA                lpxImportRSAKeyIn;
    LPSTR                     lpsKey;
    DWORD                     dwUse;
} WFSPINIMPORTRSAENCIPHEREDPKCS7KEY,
*LPWFSPINIMPORTRSAENCIPHEREDPKCS7KEY;
```

*lpImportRSAKeyIn*

Pointer to a binary encoded PKCS #7 represented in DER encoded ASN.1 notation. This allows the Host to verify that key was imported correctly and to the correct encryptor. The message has an outer Signed-data content type with the SignerInfo encryptedDigest field containing the HOST's signature. The random numbers are included as authenticatedAttributes within the SignerInfo. The inner content is an Enveloped-data content type. The ATM identifier is included as the issuerAndSerialNumber within the RecipientInfo. The enciphered KTK is included within RecipientInfo. The encryptedContent is omitted.

*lpsKey*

Specifies the name of the key to be stored.

*dwUse*

Specifies the type of access for which the key can be used as a combination of the following flags:

Value	Meaning
WFS_PIN_USECRYPT	Key can be used for encryption/decryption.
WFS_PIN_USEFUNCTION	Key can be used for PIN functions.
WFS_PIN_USEMACING	Key can be used for MACing.
WFS_PIN_USEKEYENCKEY	Key is used as key encryption key.
WFS_PIN_USENODUPLICATE	Key can be imported only once.
WFS_PIN_USESVENCKEY	Key is used as CBC Start Value encryption key.
WFS_PIN_USEANSTR31MASTER	Key can be used for importing keys packaged within an ANS TR-31 key block.
WFS_PIN_USERESTRICTEDKEYENCKEY	Key is used as WFS_PIN_USEKEYENCKEY key whose later subsequently derived keys inherit and are restricted to a single use. To express this the WFS_PIN_USERESTRICTED-KEYENCKEY use must be combined with the use WFS_PIN_USEKEYENCKEY and must additionally be combined with the use that the later subsequently derived keys will have. See also examples in section <a href="#">8.7</a> .

If *dwUse* equals zero the specified key is deleted. In that case all parameters but *lpsKey* are ignored. WFS\_CMD\_PIN\_IMPORT\_KEY, WFS\_CMD\_PIN\_IMPORT\_KEY\_EX, WFS\_CMD\_PIN\_IMPORT\_RSA\_ENCIPHERED\_PKCS7\_KEY can be used to delete a key that has been imported with this command. The equivalent commands in the signature scheme must not be used to delete a key imported through the certificate scheme.

**Output Param** LPWFSPINIMPORTRSAENCIPHEREDPKCS7KEYOUTPUT lpImportRSAEncipheredKeyOut;

```
typedef struct _wfs_pin_import_rsa_enciphered_pkcs7_key_output
{
    WORD                    wKeyLength;
    LPWFSXDATA              lpxRSAData;
}WFSPINIMPORTRSAENCIPHEREDPKCS7KEYOUTPUT,
*LPWFSPINIMPORTRSAENCIPHEREDPKCS7KEYOUTPUT;
```

**wKeyLength**

Specifies the length of the key loaded. It can be one of the following flags:

Value	Meaning
WFS_PIN_KEYSINGLE	The imported key is single length.
WFS_PIN_KEYDOUBLE	The imported key is double length.
WFS_PIN_KEYTRIPLE	The imported key is triple length.

**lpxRSAData**

Pointer to a binary encoded PKCS #7, represented in DER encoded ASN.1 notation. The message has an outer Signed-data content type with the SignerInfo encryptedDigest field containing the ATM's signature. The random numbers are included as authenticatedAttributes within the SignerInfo. The inner content is a data content type, which contains the HOST identifier as an issuerAndSerialNumber sequence.

**Error Codes**

In addition to the generic error codes defined in [Ref. 1], the following error codes can be generated by this command:

Value	Meaning
WFS_ERR_PIN_ACCESSDENIED	The encryption module is either not initialized or not ready for any vendor specific reason.
WFS_ERR_PIN_DUPLICATEKEY	A key exists with that name and cannot be overwritten.
WFS_ERR_PIN_INVALIDKEYLENGTH	The length of <i>lpxValue</i> is not supported.
WFS_ERR_PIN_INVALIDID	The ID passed was not valid.
WFS_ERR_PIN_NOKEYRAM	There is no space left in the key RAM for a key of the specified type.
WFS_ERR_PIN_FORMATINVALID	The format of the message is invalid.
WFS_ERR_PIN_USEVIOLATION	The specified use conflicts with a previously for the same key specified one.

**Events**

In addition to the generic events defined in [Ref. 1], the following events can be generated by this command:

Value	Meaning
WFS_SRVE_PIN_ILLEGAL_KEY_ACCESS	An error occurred accessing an encryption key.

**Comments**

The following is a generic structure of how the *lpxImportRSAIN* field is structured regarding the outer signed data content type and the inner content as an Envelope-data content type:

```
ContentInfo ::= SEQUENCE
{
    contentType ContentType = signedData
    content
    SignedData ::= SEQUENCE
    {
        version Version,
        DigestAlgorithms DigestAlgorithmIdentifiers,
        contentInfo ContentInfo ::= SEQUENCE,
        {
            contentType ContentType = EnvelopedData
            content
            :::
        }
    }
}
```

## 5.4.5 WFS\_CMD\_PIN\_LOAD\_CERTIFICATE\_EX

---

**Description** This command is used to load a host certificate to make remote key loading possible. This command can be used to load a host certificate when there is not already one present in the encryptor as well as replace the existing host certificate with a new host certificate. The type of certificate (Primary or Secondary) to be loaded will be embedded within the actual certificate structure.

**Input Param** LPWFSPINLOADCERTIFICATEEX lpLoadCertificateEx;

```
typedef struct _wfs_pin_load_certificate_ex
{
    DWORD dwLoadOption;
    DWORD dwSigner;
    LPWFSXDATA lpxCertificateData;
} WFSPINLOADCERTIFICATEEX, *LPWFSPINLOADCERTIFICATEEX
```

### *dwLoadOption*

Specifies the method to use to load the certificate, with one of the following values:

Value	Meaning
WFS_PIN_LOAD_NEWHOST	Load a new Host certificate, where one has not already been loaded.
WFS_PIN_LOAD_REPLACEHOST	Replace (or rebind) the PIN device to a new Host certificate, where the new Host certificate is signed by <i>dwSigner</i> .

### *dwSigner*

Specifies the signer of the certificate to be loaded, with one of the following values:

Value	Meaning
WFS_PIN_SIGNER_CERTHOST	The certificate to be loaded is signed by the current Host. Cannot be combined with WFS_PIN_LOAD_NEWHOST.
WFS_PIN_SIGNER_CA	The certificate to be loaded is signed by the Certificate Authority (CA).
WFS_PIN_SIGNER_HL	The certificate to be loaded is signed by the Higher Level (HL) Authority.

### *lpxCertificateData*

Pointer to the structure that contains the certificate that is to be loaded represented in DER encoded ASN.1 notation.

For WFS\_PIN\_LOAD\_NEWHOST, this data should be in a binary encoded PKCS #7 using the “degenerate certificate only” case of the signed-data content type in which the inner content’s data file is omitted and there are no signers.

For WFS\_PIN\_LOAD\_REPLACEHOST, the message has an outer SignedData content type with the SignerInfo encryptedDigest field containing the signature of *dwSigner*. The inner content is binary encoded PKCS#7 using the degenerate certificate.

The optional CRL field may or may not be included in the PKCS#7 signedData structure.

**Output Param** LPWFSPINLOADCERTIFICATEEXOUTPUT lpLoadCertificateExOutput;

```
typedef struct _wfs_pin_load_certificate_ex_output
{
    DWORD dwRSAKeyCheckMode;
    LPWFSXDATA lpxRSADData;
} WFSPINLOADCERTIFICATEEXOUTPUT, *LPWFSPINLOADCERTIFICATEEXOUTPUT;
```

### *dwRSAKeyCheckMode*

Defines algorithm/method used to generate the public key check value/thumb print. The check value can be used to verify that the public key has been imported correctly. It can be one of the following flags:

Value	Meaning
WFS_PIN_RSA_KCV_NONE	No check value is returned in <i>lpxRSADData</i> .

WFS_PIN_RSA_KCV_SHA1	<i>lpxRSAData</i> contains a SHA-1 digest of the public key.
WFS_PIN_RSA_KCV_SHA256	<i>lpxRSAData</i> contains a SHA-256 digest of the public key.

*lpxRSAData*

Pointer to a PKCS #7 structure using a Digested-data content type. The digest parameter should contain the thumb print value calculated by the algorithm specified by *dwRSAKeyCheckMode*. If *dwRSAKeyCheckMode* is WFS\_PIN\_RSA\_KCV\_NONE, then this field must be NULL.

**Error Codes**

In addition to the generic error codes defined in [Ref. 1], the following error codes can be generated by this command:

Value	Meaning
WFS_ERR_PIN_ACCESSDENIED	The encryption module is either not initialized or not ready for any vendor specific reason.
WFS_ERR_PIN_FORMATINVALID	The format of the message is invalid.
WFS_ERR_PIN_INVALIDCERTSTATE	The certificate module is in a state in which the request is invalid.
WFS_ERR_PIN_SIGNATUREINVALID	The signature in the input data is invalid.
WFS_ERR_PIN_RANDOMINVALID	The encrypted random number in the input data does not match the one previously provided by the PIN device. Only applies to load options that use a random number.
WFS_ERR_PIN_MODENOTSUPPORTED	The specified combination of <i>dwLoadOption</i> and <i>dwSigner</i> is not supported.

**Events**

In addition to the generic events defined in [Ref. 1], the following events can be generated by this command:

Value	Meaning
WFS_SRVE_PIN_CERTIFICATE_CHANGE	The certificate module state has changed.

**Comments**

The WFS\_PIN\_LOAD\_NEWHOST load option combined with the WFS\_PIN\_SIGNER\_CA signer is equivalent to the WFS\_CMD\_PIN\_LOAD\_CERTIFICATE command. This option will accomplish the KDH Bind Phase described by X9 TR34-2012 [Ref. 42].

The WFS\_PIN\_LOAD\_REPLACEHOST load option combined with the WFS\_PIN\_SIGNER\_CERTHOST signer can be used to support the KDH Rebind Phase described by X9 TR34-2012 [Ref. 42]. Before executing the WFS\_CMD\_PIN\_LOAD\_CERTIFICATE\_EX with this option, a random number must be requested using the WFS\_CMD\_PIN\_START\_KEY\_EXCHANGE command. The random number must then be incorporated into the input message of the WFS\_CMD\_PIN\_LOAD\_CERTIFICATE\_EX command.

The WFS\_PIN\_LOAD\_REPLACEHOST load option combined with the WFS\_PIN\_SIGNER\_HL signer can be used to support the Higher Level Authority Rebind Phase described by X9 TR34-2012 [Ref. 42]. Before executing the WFS\_CMD\_PIN\_LOAD\_CERTIFICATE\_EX with this option, a random number must be requested using the WFS\_CMD\_PIN\_START\_KEY\_EXCHANGE command. The random number is not used to construct the input message of the WFS\_CMD\_PIN\_LOAD\_CERTIFICATE\_EX command, and the random number stored in the EPP is ignored by the EPP during execution of this load option.

## 5.4.6 WFS\_CMD\_PIN\_IMPORT\_RSA\_ENCIPHERED\_PKCS7\_KEY\_EX

**Description** This command is used to load a Key Transport Key that is either a single-length, double-length or triple-length DES key or an AES-128, AES-192, or AES-256 bit key into the encryptor. The Key Transport Key should be destroyed if the entire process is not completed. In addition, a new Key Transport Key should be generated each time this protocol is executed. This method ends the Key Exchange process.

**Input Param** LPWFSPINIMPORTRSAENCIPHEREDPKCS7KEYEX  
lpImportRSAEncipheredPKCS7KeyEx;

```
typedef struct _wfs_pin_import_rsa_enciphered_pkcs7_key_ex
{
    LPWFSXDATA                lpxImportRSAKeyIn;
    LPSTR                     lpsKey;
    DWORD                     dwUse;
    DWORD                     dwCRKLLoadOption;
} WFSPINIMPORTRSAENCIPHEREDPKCS7KEYEX,
*LPWFSPINIMPORTRSAENCIPHEREDPKCS7KEYEX;
```

### *lpxImportRSAKeyIn*

Pointer to a binary encoded PKCS #7 represented in DER encoded ASN.1 notation. This allows the Host to verify that key was imported correctly and to the correct encryptor. The message has an outer Signed-data content type with the SignerInfo encryptedDigest field containing the HOST's signature. The inner content is an Enveloped-data content type. The ATM identifier is included as the issuerAndSerialNumber within the RecipientInfo.

If *dwCRKLLoadOption* is WFS\_PIN\_CRKLOAD\_RANDOM or WFS\_PIN\_CRKLOAD\_RANDOM\_CRL, the random numbers are included as authenticatedAttributes within the SignerInfo.

If *dwCRKLLoadOption* is WFS\_PIN\_CRKLOAD\_NORANDOM or WFS\_PIN\_CRKLOAD\_NORANDOM\_CRL, a timestamp is included as an authenticatedAttribute within the SignerInfo.

### *lpsKey*

Specifies the name of the key to be stored.

### *dwUse*

Specifies the type of access for which the key can be used as a combination of the following flags:

Value	Meaning
WFS_PIN_USECRYPT	Key can be used for encryption/decryption.
WFS_PIN_USEFUNCTION	Key can be used for PIN functions.
WFS_PIN_USEMACING	Key can be used for MACing.
WFS_PIN_USEKEYENCKEY	Key is used as key encryption key.
WFS_PIN_USENODUPLICATE	Key can be imported only once.
WFS_PIN_USESVENCKEY	Key is used as CBC Start Value encryption key.
WFS_PIN_USEANSTR31MASTER	Key can be used for importing keys packaged within an ANS TR-31 key block.

If *dwCRKLLoadOption* is WFS\_PIN\_CRKLOAD\_NORANDOM\_CRL or WFS\_PIN\_CRKLOAD\_RANDOM\_CRL, the usage is embedded in the *lpxImportRSAKeyIn* message. In this case, *dwUse* must be zero.

If the intention is to delete the key then *dwUse* must be zero and *dwCRKLLoadOption* must also be zero. In this case, *lpxImportRSAKeyIn* is ignored. WFS\_CMD\_PIN\_IMPORT\_KEY\_EX, WFS\_CMD\_PIN\_IMPORT\_KEY\_EX, WFS\_CMD\_PIN\_IMPORT\_RSA\_ENCIPHERED\_PKCS7\_KEY, and WFS\_CMD\_PIN\_IMPORT\_RSA\_ENCIPHERED\_PKCS7\_KEY\_EX can be used to delete a key that has been imported with this command. The equivalent commands in the signature scheme must not be used to delete a key imported through the certificate scheme.

### *dwCRKLLoadOption*

Specifies the method to use to load the Key Transport Key, with one of the following values:

Value	Meaning
WFS_PIN_CRKLOAD_NORANDOM	Import a Key Transport Key without generating and using a random number.
WFS_PIN_CRKLOAD_NORANDOM_CRL	Import a Key Transport Key with a Certificate Revocation List appended to the <i>lpxImportRSAKeyIn</i> parameter. A random number is not generated nor used.
WFS_PIN_CRKLOAD_RANDOM	Import a Key Transport Key by generating and using a random number.
WFS_PIN_CRKLOAD_RANDOM_CRL	Import a Key Transport Key with a Certificate Revocation List appended to the <i>lpxImportRSAKeyIn</i> parameter. A random number is generated and used.

**Output Param** LPWFSPINIMPORTRSAENCIPHEREDPKCS7KEYEXOUTPUT  
lpImportRSAEncipheredKeyExOut;

```
typedef struct _wfs_pin_import_rsa_enciphered_pkcs7_key_ex_output
{
    WORD                wKeyLength;
    DWORD               dwRSAKeyCheckMode;
    LPWFSDXDATA         lpxRSAData;
    WORD                wKeyCheckMode;
    LPWFSDXDATA         lpxKeyCheckValue;
} WFSPINIMPORTRSAENCIPHEREDPKCS7KEYEXOUTPUT,
*LPWFSPINIMPORTRSAENCIPHEREDPKCS7KEYEXOUTPUT;
```

#### *wKeyLength*

If the key loaded is a DES or 3DES key, then this parameter specifies the length of the key loaded as one of the following flags:

Value	Meaning
WFS_PIN_KEYSINGLE	The imported key is single length.
WFS_PIN_KEYDOUBLE	The imported key is double length.
WFS_PIN_KEYTRIPLE	The imported key is triple length.

If the key length is not reported then this will be zero.

#### *dwRSAKeyCheckMode*

Defines the algorithm used to generate the signature contained in the message (*lpxRSAData*) sent to the host (see section 8.2.2 step 2c). It can be one of the following flags:

Value	Meaning
WFS_PIN_RSA_KCV_NONE	No check value is returned in <i>lpxRSAData</i> .
WFS_PIN_RSA_KCV_SHA1	<i>lpxRSAData</i> contains a SHA-1 digest of the public key.
WFS_PIN_RSA_KCV_SHA256	<i>lpxRSAData</i> contains a SHA-256 digest of the public key.

#### *lpxRSAData*

If *dwCRKLoadOption* is WFS\_PIN\_CRKLOAD\_NORANDOM or WFS\_PIN\_CRKLOAD\_RANDOM, this data is a pointer to a binary encoded PKCS #7, represented in DER encoded ASN.1 notation. The message has an outer Signed-data content type with the SignerInfo encryptedDigest field containing the ATM's signature. The random numbers are included as authenticatedAttributes within the SignerInfo. The inner content is a data content type, which contains the HOST identifier as an issuerAndSerialNumber sequence.

If *dwRSAKeyCheckMode* is WFS\_PIN\_RSA\_KCV\_NONE, then this field must be NULL.

#### *wKeyCheckMode*

Specifies the mode that is used to create the key check value. It can be one of the following flags:

Value	Meaning
WFS_PIN_KCVNONE	There is no key check value provided.

WFS_PIN_KCVSELF	The key check value (KCV) is created by an encryption of the key with itself. For the description refer to the WFS_PIN_KCVSELF literal described in the Capabilities.
WFS_PIN_KCVZERO	The key check value (KCV) is created by encrypting a zero value with the key. Unless otherwise specified, ECB encryption is used. The encryption algorithm used (i.e. DES, 3DES, AES) is determined by the type of key used to generate the KCV.

*lpxKeyCheckValue*

Contains the key verification code data that can be used for verification of the loaded key, NULL if device does not have that capability.

If wKeyCheckMode is WFS\_PIN\_KCVNONE, then this field must be NULL.

**Error Codes** In addition to the generic error codes defined in [Ref. 1], the following error codes can be generated by this command:

Value	Meaning
WFS_ERR_PIN_ACCESSDENIED	The encryption module is either not initialized or not ready for any vendor specific reason.
WFS_ERR_PIN_DUPLICATEKEY	A key exists with that name and cannot be overwritten.
WFS_ERR_PIN_INVALIDKEYLENGTH	The length of the Key Transport Key is not valid.
WFS_ERR_PIN_NOKEYRAM	There is no space left in the key RAM for a key of the specified type.
WFS_ERR_PIN_FORMATINVALID	The format of the message or key block is invalid.
WFS_ERR_PIN_CONTENTINVALID	The content of the message or key block is invalid.
WFS_ERR_PIN_USEVIOLATION	The specified use is not supported, or if a key with the same name has already been loaded, the specified use conflicts with the use of the key previously loaded.
WFS_ERR_PIN_RANDOMINVALID	The encrypted random number in the input data does not match the one previously provided by the PIN device. Only applies to CRKL load options that use a random number.
WFS_ERR_PIN_SIGNATUREINVALID	The signature in the input data is invalid.
WFS_ERR_PIN_INVALIDCERTSTATE	A Host certificate has not been previously loaded.

**Events** In addition to the generic events defined in [Ref. 1], the following events can be generated by this command:

Value	Meaning
WFS_SRVE_PIN_ILLEGAL_KEY_ACCESS	An error occurred accessing an encryption key.

**Comments** The WFS\_PIN\_CRKLOAD\_NORANDOM\_CRL load option will accomplish the TDEA Symmetric Key Transport Phase – One-Pass Protocol described by X9 TR34-2012 [Ref. 42]. A random number does not need to be requested via the WFS\_CMD\_PIN\_START\_KEY\_EXCHANGE command before executing this option.

The WFS\_PIN\_CRKLOAD\_RANDOM load option is equivalent to the functionality available with the WFS\_CMD\_PIN\_IMPORT\_RSA\_ENCIPHERED\_PKCS7\_KEY command. A random number must be requested via the WFS\_CMD\_PIN\_START\_KEY\_EXCHANGE command before executing this option. The random number is then incorporated into the constructed *lpxImportRSAKeyIn* input message.



The WFS\_PIN\_CRKLOAD\_RANDOM\_CRL load option will accomplish the TDEA Symmetric Key Transport Phase – Two Pass Protocol described by X9 TR34-2012 [Ref. 42]. This option performs the same functionality as the WFS\_PIN\_CRKLOAD\_RANDOM option with the addition of the use of the Certificate Revocation List (CRL). Refer to X9 TR34-2012 [Ref. 42] for the validation that the PIN device must perform on the CRL.

## 5.5 EMV

---

This section defines the commands needed to import the EMV RSA keys provided either by a Certification Authority (for example VISA or MASTERCARD EUROPE) or by the chip card itself (ISSUER KEY, ICC KEY and ICC PIN KEY).

### 5.5.1 WFS\_CMD\_PIN\_EMV\_IMPORT\_PUBLIC\_KEY

---

**Description** The Certification Authority and the Chip Card RSA public keys needed for EMV are loaded or deleted in/from the encryption module. This command is similar to the WFS\_CMD\_PIN\_IMPORT\_KEY\_EX command, but it is specifically designed to address the key formats and security features defined by EMV. Mainly the extensive use of “signed certificate” or “EMV certificate” (which is a compromise between signature and a pure certificate) to provide the public key is taken in account. The Service Provider is responsible for all EMV public key import validation. Once loaded, the Service Provider is not responsible for key/certificate expiry, this is an application responsibility.

**Input Param** LPWFSPINEMVIMPORTPUBLICKEY lpEMVImportPublicKey;

```
typedef struct _wfs_pin_emv_import_public_key
{
    LPSTR                lpsKey;
    DWORD               dwUse;
    WORD                wImportScheme;
    LPWFSXDATA          lpxImportData;
    LPSTR                lpsSigKey;
} WFSPINEMVIMPORTPUBLICKEY, *LPWFSPINEMVIMPORTPUBLICKEY;
```

*lpsKey*

Specifies the name of key being loaded.

*dwUse*

Specifies the type of access for which the key can be used. If this parameter equals zero, the key is deleted. Otherwise the parameter can be one of the following flags:

Value	Meaning
WFS_PIN_USERSAPUBLIC	Key is used as a public key for RSA encryption including EMV PIN block creation.
WFS_PIN_USERSAPUBLICVERIFY	Key is used as a public key for RSA signature verification and/or data decryption. If <i>dwUse</i> equals zero the specified key is deleted. In that case all parameters but <i>lpsKey</i> are ignored.

*wImportScheme*

Defines the import scheme used. Contains one of the following values:

Value	Meaning
WFS_PIN_EMV_IMPORT_PLAIN_CA	This scheme is used by VISA. A plain text CA public key is imported with no verification. The two parts of the key (modulus and exponent) are passed in clear mode as a DER encoded PKCS#1 public key. The key is loaded directly in the security module.
WFS_PIN_EMV_IMPORT_CHKSUM_CA	This scheme is used by VISA. A plain text CA public key is imported using the EMV 2000 Book II verification algorithm and it is verified before being loaded in the security module. (See [Ref. 4] under references section for this document).
WFS_PIN_EMV_IMPORT_EPI_CA	This scheme is used by MasterCard Europe. A CA public key is imported using the self-signed scheme defined in [Ref. 5].

WFS_PIN_EMV_IMPORT_ISSUER	An Issuer public key is imported as defined in EMV 2000 Book II, reference 4. (See [Ref. 4] under references section for this document).
WFS_PIN_EMV_IMPORT_ICC	An ICC public key is imported as defined in EMV 2000 Book II, reference 4. (See [Ref. 4] under references section for this document).
WFS_PIN_EMV_IMPORT_ICC_PIN	An ICC PIN public key is imported as defined in EMV 2000 Book II, reference 4. (See [Ref. 4] under references section for this document).
WFS_PIN_EMV_IMPORT_PKCSV1_5_CA	A CA public key is imported and verified using a signature generated with a private key for which the public key is already loaded.

#### *lpxImportData*

The *lpxImportData* parameter contains all the necessary data to complete the import using the scheme specified within *wImportScheme*.

If *wImportScheme* is WFS\_PIN\_EMV\_IMPORT\_PLAIN\_CA then *lpxImportData* contains a DER encoded PKCS#1 public key. No verification is possible. *lpsSigKey* is ignored.

If *wImportScheme* is WFS\_PIN\_EMV\_IMPORT\_CHKSUM\_CA then *lpxImportData* contains table 23 data, as specified in EMV 2000 Book 2 (See Ref. [4] under the reference section for this document). The plain text key is verified as defined within EMV 2000 Book 2, page 73. *lpsSigKey* is ignored (See Ref. [4] under the reference section for this document).

If *wImportScheme* is WFS\_PIN\_EMV\_IMPORT\_EPI\_CA then *lpxImportData* contains the concatenation of tables 4 and 13, as specified in reference 5, Europay International, EPI CA Module Technical – Interface specification Version 1.4. These tables are also described in the [EMV Support Appendix](#). The self-signed public key is verified as defined by the reference document. *lpsSigKey* is ignored.

If *wImportScheme* is WFS\_PIN\_EMV\_IMPORT\_ISSUER then *lpxImportData* contains the EMV public key certificate. Within the following descriptions tags are documented to indicate the source of the data, but they are not sent down to the Service Provider. The data consists of the concatenation of: the key exponent length (1 byte), the key exponent value (variable length – EMV Tag value: ‘9F32’), the EMV certificate length (1 byte), the EMV certificate value (variable length – EMV Tag value: ‘90’), the remainder length (1 byte). The remainder value (variable length – EMV Tag value: ‘92’), the PAN length (1 byte) and the PAN value (variable length – EMV Tag value: ‘5A’). The Service Provider will compare the leftmost three to eight hex digits (where each byte consists of two hex digits) of the PAN to the Issuer Identification Number retrieved from the certificate. For more explanations, the reader can refer to EMVCo, Book2 – Security & Key Management Version 4.0, Table 4 (See [Ref. 4] under the reference section for this document). *lpsSigKey* defines the previously loaded key used to verify the signature.

If *wImportScheme* is WFS\_PIN\_EMV\_IMPORT\_ICC then *lpxImportData* contains the EMV public key certificate. Within the following descriptions tags are documented to indicate the source of the data, but they are not sent down to the Service Provider. The data consists of the concatenation of: the key exponent length (1 byte), the key exponent value (variable length – EMV Tag value: ‘9F47’), the EMV certificate length (1 byte), the EMV certificate value (variable length – EMV Tag value: ‘9F46’), the remainder length (1 byte), the remainder value (variable length – EMV Tag value: ‘9F48’), the SDA length (1 byte), the SDA value (variable length), the PAN length (1 byte) and the PAN value (variable length – EMV Tag value: ‘5A’). The Service Provider will compare the PAN to the PAN retrieved from the certificate. For more explanations, the reader can refer to EMVCo, Book2 – Security & Key Management Version 4.0, Table 9 (See [Ref. 4] under the reference section for this document). *lpsSigKey* defines the previously loaded key used to verify the signature.

If *wImportScheme* is WFS\_PIN\_EMV\_IMPORT\_ICC\_PIN then *lpxImportData* contains the EMV public key certificate. Within the following descriptions tags are documented to indicate the source of the data, but they are not sent down to the Service Provider. The data consists of the concatenation of: the key exponent length (1 byte), the key exponent value (variable length – EMV Tag value: ‘9F2E’), the EMV certificate length (1 byte), the EMV certificate value (variable length – EMV Tag value: ‘9F2D’), the remainder length (1 byte), the remainder value (variable length – EMV Tag value: ‘9F2F’), the SDA length (1 byte), the SDA value (variable length), the PAN length (1 byte) and the PAN value (variable length – EMV Tag value: ‘5A’). The Service Provider will compare the PAN to the PAN retrieved from the certificate. For more explanations, the reader can refer to EMVCo, Book2 – Security & Key Management Version 4.0, Table 9 (See [Ref. 4] under the reference section for this document). *lpsSigKey* defines the previously loaded key used to verify the signature.

If *wImportScheme* is WFS\_PIN\_EMV\_IMPORT\_PKCSV1\_5\_CA then *lpxImportData* contains the CA public key signed with the previously loaded public key specified in *lpsSigKey*. *lpxImportData* consists of the concatenation of EMV 2000 Book II Table 23(reference 4) + 8 byte random number + Signature (See Ref. [4] under the reference section for this document). The 8-byte random number is not used for validation; it is used to ensure the signature is unique. The Signature consists of all the bytes in the *lpxImportData* buffer after table 23 and the 8-byte random number.

#### *lpsSigKey*

This field specifies the name of the previously loaded key used to verify the signature, as detailed in the descriptions above.

**Output Param** LPWFSPINEMVIMPORTPUBLICKEYOUTPUT lpEMVImportPublicKeyOutput;

```
typedef struct _wfs_pin_emv_import_public_key_output
{
    LPSTR                    lpsExpiryDate;
} WFSPINEMVIMPORTPUBLICKEYOUTPUT,
*LPWFSPINEMVIMPORTPUBLICKEYOUTPUT;
```

#### *lpsExpiryDate*

Contains the expiry date of the certificate in the following format MMY. If no expiry date applies then *lpsExpiryDate* is NULL.

**Error Codes** In addition to the generic error codes defined in [Ref. 1], the following error codes can be generated by this command:

Value	Meaning
WFS_ERR_PIN_ACCESSDENIED	The encryption module is either not initialized or not ready for any vendor specific reason.
WFS_ERR_PIN_DUPLICATEKEY	A key exists with that name and cannot be overwritten.
WFS_ERR_PIN_NOKEYRAM	There is no space left in the key RAM for a key of the specified type.
WFS_ERR_PIN_EMV_VERIFY_FAILED	The verification of the imported key failed and the key was discarded.
WFS_ERR_PIN_KEYNOTFOUND	The specified key name is not found.
WFS_ERR_PIN_USEVIOLATION	The specified use is not supported by this key.

**Events** In addition to the generic events defined in [Ref. 1], the following events can be generated by this command:

Value	Meaning
WFS_SRVE_PIN_ILLEGAL_KEY_ACCESS	An error occurred accessing an encryption key.

**Comments** This command only imports one key per use. If the same key value has to be imported for two different uses, this command must be called twice and different key names must be specified.

## 5.5.2 WFS\_CMD\_PIN\_DIGEST

---

**Description:** This command is used to compute a hash code on a stream of data using the specified hash algorithm. This command can be used to verify EMV static and dynamic data.

**Input Param** LPWFSPINDIGEST lpDigest;

```
typedef struct _wfs_pin_digest
{
    WORD wHashAlgorithm;
    LPWFSXDATA lpxDigestInput;
} WFSINDIGEST, *LPWFSPINDIGEST;
```

*wHashAlgorithm*

Specifies which hash algorithm should be used to calculate the hash. See the Capabilities section for valid algorithms.

*lpxDigestInput*

Pointer to the structure that contains the length and the data to be hashed.

**Output Param** LPWFSPINDIGESTOUTPUT lpDigestOutput;

```
typedef struct _wfs_pin_digest_output
{
    LPWFSXDATA lpxDigestOutput;
} WFSINDIGESTOUTPUT, *LPWFSPINDIGESTOUTPUT;
```

*lpxDigestOutput*

Pointer to the structure that contains the length and the data containing the calculated hash.

**Error Codes** In addition to the generic error codes defined in [Ref. 1], the following error codes can be generated by this command:

Value	Meaning
WFS_ERR_PIN_ACCESSDENIED	The encryption module is either not initialized or not ready for any vendor specific reason.

**Events** None.

**Comments** None.

## 6. Events

---

### 6.1 WFS\_EXEE\_PIN\_KEY

---

<b>Description</b>	This event specifies that any active key has been pressed at the PIN pad. It is used if the device has no internal display unit and the application has to manage the display of the entered digits. It is the responsibility of the application to identify the mapping between the FDK code and the physical location of the FDK.
<b>Event Param</b>	<p>LPWFSPINKEY lpKey;</p> <pre>typedef struct _wfs_pin_key {     WORD                wCompletion;     ULONG               ulDigit; } WFSPINKEY, *LPWFSPINKEY;</pre> <p><i>wCompletion</i> Specifies the reason for completion or continuation of the entry. Possible values are: (see command WFS_CMD_PIN_GET_PIN)</p> <p><i>ulDigit</i> Specifies the digit entered by the user. When working in encryption mode or secure key entry mode (WFS_CMD_PIN_GET_PIN and WFS_CMD_PIN_SECUREKEY_ENTRY), the value of this field is 0x00 for the function keys 0-9 and A-F. Otherwise, for each key pressed, the corresponding FK or FDK mask value is stored in this field.</p>
<b>Comments</b>	None.

## 6.2 WFS\_SRVE\_PIN\_INITIALIZED

---

<b>Description</b>	This event specifies that, as a result of a WFS_CMD_PIN_INITIALIZATION, the encryption module is now initialized and the master key (where required) and any other initial keys are loaded; ready to import other keys.
<b>Event Param</b>	LPWFSPININIT lpInit; <i>lpInit</i> For a definition of the WFSPININIT structure see command WFS_CMD_PIN_INITIALIZATION.
<b>Comments</b>	None.

### 6.3 WFS\_SRVE\_PIN\_ILLEGAL\_KEY\_ACCESS

---

**Description** This event specifies that an error occurred accessing an encryption key. Possible situations for generating this event are listed in the description of *lErrorCode*.

**Event Param** LPWFSPINACCESS lpAccess;

```
typedef struct _wfs_pin_access
{
    LPSTR                lpsKeyName;
    LONG                lErrorCode;
} WFSPINACCESS, *LPWFSPINACCESS;
```

*lpsKeyName*

Specifies the name of the key that caused the error.

*lErrorCode*

Specifies the type of illegal key access that occurred. Possible values are:

Value	Meaning
WFS_ERR_PIN_KEYNOTFOUND	The specified key was not loaded or attempting to delete a non-existent key.
WFS_ERR_PIN_KEYNOVALUE	The specified key is not loaded.
WFS_ERR_PIN_USEVIOLATION	The specified use is not supported by this key.
WFS_ERR_PIN_ALGORITHMNOTSUPP	The specified algorithm is not supported by this key.
WFS_ERR_PIN_DUKPTOVERFLOW	The DUKPT KSN encryption counter has overflowed to zero. A new IPEK must be loaded.

**Comments** None.



## 6.4 WFS\_SRVE\_PIN\_OPT\_REQUIRED

---

<b>Description</b>	This event indicates that the online date/time stored in a HSM has been reached.
<b>Event Param</b>	<p>LPWFSPINHSMIDENTIFIER lpOPTRequired;</p> <pre>typedef struct _wfs_pin_hsm_identifier {     WORD wHSMSerialNumber; } WFSPINHSMIDENTIFIER, *LPWFSPINHSMIDENTIFIER;</pre> <p><i>wHSMSerialNumber</i> Specifies the serial number of the logical HSM where the online time has been reached. If logical HSMs are not supported then <i>lpOPTRequired</i> is NULL. The <i>wHSMSerialNumber</i> value is encoded as a standard binary value (i.e. it is not BCD).</p>
<b>Comments</b>	<p>This event may be triggered by the clock reaching a previously stored online time or by the online time being set to a time that lies in the past.</p> <p>The online time may be set by the command WFS_CMD_PIN_HSM_SET_TDATA or by a command WFS_CMD_PIN_SECURE_MSG_RECEIVE that contains a message from a host system containing a new online date/time.</p> <p>The event does not mean that any keys or other data in the HSM is out of date now. It just indicates that the terminal should communicate with a “Personalisierungsstelle” as soon as possible using the commands WFS_CMD_PIN_SECURE_MSG_SEND / _RECEIVE and <i>wProtocol=WFS_PIN_PROTISOPS</i>.</p>

## 6.5 WFS\_SRVE\_PIN\_CERTIFICATE\_CHANGE

---

**Description** This event indicates that the certificate module state has changed from Primary to Secondary.

**Event Param** LPWORD lpwCertificateChange;

*lpwCertificateChange*

Specifies change of the certificate state inside of the encryptor as one of the following:

Value	Meaning
WFS_PIN_CERT_SECONDARY	The certificate state of the encryptor is now Secondary and Primary Certificates will no longer be accepted.

**Comments** None.

## 6.6 WFS\_SRVE\_PIN\_HSM\_TDATA\_CHANGED

---

<b>Description</b>	<p>This event indicates that one of the values of the terminal data has changed (these are the data that can be set using WFS_CMD_PIN_HSM_SET_TDATA). I.e. this event will be sent especially when the online time or the HSM status is changed because of a WFS_CMD_PIN_HSM_INIT command or an OPT online dialog (WFS_CMD_PIN_SECURE_MSG_SEND/_RECEIVE with WFS_PIN_PROTISOPS).</p> <p>On configurations with multiple logical HSMs, the serial number tag must be included within the data so that the logical HSM that has changed can be identified.</p>
<b>Event Param</b>	<p>LPWFSXDATA lpxTData;</p> <p><i>lpxTData</i></p> <p>Contains the parameter settings as a series of “tag/length/value” items. See command WFS_CMD_PIN_HSM_SET_TDATA for the tags supported.</p>
<b>Comments</b>	<p>None.</p>

## 6.7 WFS\_SRVE\_PIN\_HSM\_CHANGED

---

<b>Description</b>	This event indicates that the currently active logical HSM has been changed. This event will be triggered when an application changes the current HSM through the WFS_CMD_PIN_SET_LOGICAL_HSM command. This event is not generated if the HSM is not changed.
<b>Event Param</b>	LPWFSPINHSMIDENTIFIER lpHSMChanged;  <pre>typedef struct _wfs_pin_hsm_identifier {     WORD wHSMSerialNumber; } WFSPINHSMIDENTIFIER, *LPWFSPINHSMIDENTIFIER;</pre> <i>wHSMSerialNumber</i> Specifies the serial number of the logical HSM that has been made active. The <i>wHSMSerialNumber</i> value is encoded as a standard binary value (i.e. it is not BCD).
<b>Comments</b>	None.

## 6.8 WFS\_EXEE\_PIN\_ENTERDATA

---

<b>Description</b>	This mandatory event notifies the application when the device is ready for the user to start entering data.
<b>Event Param</b>	None.
<b>Comments</b>	None.

## 6.9 WFS\_SRVE\_PIN\_DEVICEPOSITION

---

**Description** This service event reports that the device has changed its position status.

**Event Param** LPWFSPINDEVICEPOSITION lpDevicePosition;

```
typedef struct _wfs_pin_device_position
{
    WORD wPosition;
} WFSPINDEVICEPOSITION, *LPWFSPINDEVICEPOSITION;
```

*wPosition*

Position of the device as one of the following values:

Value	Meaning
WFS_PIN_DEVICEINPOSITION	The device is in its normal operating position.
WFS_PIN_DEVICENOTINPOSITION	The device has been removed from its normal operating position.
WFS_PIN_DEVICEPOSUNKNOWN	The position of the device cannot be determined.

**Comments** None.

## 6.10 WFS\_SRVE\_PIN\_POWER\_SAVE\_CHANGE

---

<b>Description</b>	This service event specifies that the power save recovery time has changed.
<b>Event Param</b>	<p>LPWFSPINPOWERSAVECHANGE lpPowerSaveChange;</p> <pre>typedef struct _wfs_pin_power_save_change {     USHORT                usPowerSaveRecoveryTime; } WFSPINPOWERSAVECHANGE, *LPWFSPINPOWERSAVECHANGE;</pre> <p><i>usPowerSaveRecoveryTime</i> Specifies the actual number of seconds required by the device to resume its normal operational state. This value is zero if the device exited the power saving mode.</p>
<b>Comments</b>	If another device class compounded with this device enters into a power saving mode, this device will automatically enter into the same power saving mode and this event will be generated.

## 6.11 WFS\_EXEE\_PIN\_LAYOUT

---

<b>Description</b>	This event sends the layout for a specific keyboard entry mode if the layout has changed since it was loaded (i.e. if a float action is being used).
<b>Event Param</b>	LPWFSPINLAYOUT lpLayout; For the definition of the WFSPINLAYOUT structure see command WFS_INF_PIN_GET_LAYOUT.
<b>Comments</b>	None.



## 6.12 WFS\_EXEE\_PIN\_DUKPT\_KSN

---

**Description** This event sends the DUKPT KSN of the key used in the command. The receiving TRSM uses this to derive the key from the BDK.

**Event Param** LPWFSPINDUKPTKSN lpKSN;

```
typedef struct _ wfs_pin_dukpt_ksn
{
    LPSTR                lpKey;
    LPWFSXDATA          lpKSN;
} WFSPIINDUKPTKSN, *LPWFSPINDUKPTKSN;
```

*lpKey*

Specifies the name of the DUKPT Key derivation key.

*lpKSN*

Pointer to the structure that contains the KSN.

**Comments** None.

## 7. C - Header File

---

```

/*****
*
* xfspin.h XFS - Personal Identification Number Keypad (PIN) definitions
*
*          Version 3.40   (December 6 2019)
*
*****/

#ifndef __INC_XFSPIN_H
#define __INC_XFSPIN_H

#ifdef __cplusplus
extern "C" {
#endif

#include <xsfsapi.h>

/* be aware of alignment */
#pragma pack(push,1)

/* values of WFS PINCAPS.wClass */

#define WFS_SERVICE_CLASS_PIN                (4)
#define WFS_SERVICE_CLASS_VERSION_PIN      (0x2803) /* Version 3.40 */
#define WFS_SERVICE_CLASS_NAME_PIN        "PIN"

#define PIN_SERVICE_OFFSET                  (WFS_SERVICE_CLASS_PIN * 100)

/* PIN Info Commands */

#define WFS_INF_PIN_STATUS                   (PIN_SERVICE_OFFSET + 1)
#define WFS_INF_PIN_CAPABILITIES            (PIN_SERVICE_OFFSET + 2)
#define WFS_INF_PIN_KEY_DETAIL              (PIN_SERVICE_OFFSET + 4)
#define WFS_INF_PIN_FUNCKEY_DETAIL          (PIN_SERVICE_OFFSET + 5)
#define WFS_INF_PIN_HSM_TDATA               (PIN_SERVICE_OFFSET + 6)
#define WFS_INF_PIN_KEY_DETAIL_EX           (PIN_SERVICE_OFFSET + 7)
#define WFS_INF_PIN_SECUREKEY_DETAIL        (PIN_SERVICE_OFFSET + 8)
#define WFS_INF_PIN_QUERY_LOGICAL_HSM_DETAIL (PIN_SERVICE_OFFSET + 9)
#define WFS_INF_PIN_QUERY_PCIPTS_DEVICE_ID (PIN_SERVICE_OFFSET + 10)
#define WFS_INF_PIN_GET_LAYOUT              (PIN_SERVICE_OFFSET + 11)
#define WFS_INF_PIN_KEY_DETAIL_340          (PIN_SERVICE_OFFSET + 12)

/* PIN Command Verbs */

#define WFS_CMD_PIN_CRYPT                    (PIN_SERVICE_OFFSET + 1)
#define WFS_CMD_PIN_IMPORT_KEY              (PIN_SERVICE_OFFSET + 3)
#define WFS_CMD_PIN_GET_PIN                 (PIN_SERVICE_OFFSET + 5)
#define WFS_CMD_PIN_GET_PINBLOCK            (PIN_SERVICE_OFFSET + 7)
#define WFS_CMD_PIN_GET_DATA                (PIN_SERVICE_OFFSET + 8)
#define WFS_CMD_PIN_INITIALIZATION          (PIN_SERVICE_OFFSET + 9)
#define WFS_CMD_PIN_LOCAL_DES               (PIN_SERVICE_OFFSET + 10)
#define WFS_CMD_PIN_LOCAL_EUROCHEQUE        (PIN_SERVICE_OFFSET + 11)
#define WFS_CMD_PIN_LOCAL_VISA              (PIN_SERVICE_OFFSET + 12)
#define WFS_CMD_PIN_CREATE_OFFSET           (PIN_SERVICE_OFFSET + 13)
#define WFS_CMD_PIN_DERIVE_KEY              (PIN_SERVICE_OFFSET + 14)
#define WFS_CMD_PIN_PRESENT_IDC             (PIN_SERVICE_OFFSET + 15)
#define WFS_CMD_PIN_LOCAL_BANKSYS           (PIN_SERVICE_OFFSET + 16)
#define WFS_CMD_PIN_BANKSYS_IO              (PIN_SERVICE_OFFSET + 17)
#define WFS_CMD_PIN_RESET                   (PIN_SERVICE_OFFSET + 18)
#define WFS_CMD_PIN_HSM_SET_TDATA           (PIN_SERVICE_OFFSET + 19)
#define WFS_CMD_PIN_SECURE_MSG_SEND         (PIN_SERVICE_OFFSET + 20)
#define WFS_CMD_PIN_SECURE_MSG_RECEIVE      (PIN_SERVICE_OFFSET + 21)
#define WFS_CMD_PIN_GET_JOURNAL             (PIN_SERVICE_OFFSET + 22)
#define WFS_CMD_PIN_IMPORT_KEY_EX           (PIN_SERVICE_OFFSET + 23)
#define WFS_CMD_PIN_ENC_IO                  (PIN_SERVICE_OFFSET + 24)

```

```

#define WFS_CMD_PIN_HSM_INIT (PIN_SERVICE_OFFSET + 25)
#define WFS_CMD_PIN_IMPORT_RSA_PUBLIC_KEY (PIN_SERVICE_OFFSET + 26)
#define WFS_CMD_PIN_EXPORT_RSA_ISSUER_SIGNED_ITEM (PIN_SERVICE_OFFSET + 27)
#define WFS_CMD_PIN_IMPORT_RSA_SIGNED_DES_KEY (PIN_SERVICE_OFFSET + 28)
#define WFS_CMD_PIN_GENERATE_RSA_KEY_PAIR (PIN_SERVICE_OFFSET + 29)
#define WFS_CMD_PIN_EXPORT_RSA_EPP_SIGNED_ITEM (PIN_SERVICE_OFFSET + 30)
#define WFS_CMD_PIN_LOAD_CERTIFICATE (PIN_SERVICE_OFFSET + 31)
#define WFS_CMD_PIN_GET_CERTIFICATE (PIN_SERVICE_OFFSET + 32)
#define WFS_CMD_PIN_REPLACE_CERTIFICATE (PIN_SERVICE_OFFSET + 33)
#define WFS_CMD_PIN_START_KEY_EXCHANGE (PIN_SERVICE_OFFSET + 34)
#define WFS_CMD_PIN_IMPORT_RSA_ENCIPHERED_PKCS7_KEY (PIN_SERVICE_OFFSET + 35)
#define WFS_CMD_PIN_EMV_IMPORT_PUBLIC_KEY (PIN_SERVICE_OFFSET + 36)
#define WFS_CMD_PIN_DIGEST (PIN_SERVICE_OFFSET + 37)
#define WFS_CMD_PIN_SECUREKEY_ENTRY (PIN_SERVICE_OFFSET + 38)
#define WFS_CMD_PIN_GENERATE_KCV (PIN_SERVICE_OFFSET + 39)
#define WFS_CMD_PIN_SET_GUIDANCE_LIGHT (PIN_SERVICE_OFFSET + 41)
#define WFS_CMD_PIN_MAINTAIN_PIN (PIN_SERVICE_OFFSET + 42)
#define WFS_CMD_PIN_KEYPRESS_BEEP (PIN_SERVICE_OFFSET + 43)
#define WFS_CMD_PIN_SET_PINBLOCK_DATA (PIN_SERVICE_OFFSET + 44)
#define WFS_CMD_PIN_SET_LOGICAL_HSM (PIN_SERVICE_OFFSET + 45)
#define WFS_CMD_PIN_IMPORT_KEYBLOCK (PIN_SERVICE_OFFSET + 46)
#define WFS_CMD_PIN_POWER_SAVE_CONTROL (PIN_SERVICE_OFFSET + 47)
#define WFS_CMD_PIN_LOAD_CERTIFICATE_EX (PIN_SERVICE_OFFSET + 48)
#define WFS_CMD_PIN_IMPORT_RSA_ENCIPHERED_PKCS7_KEY_EX (PIN_SERVICE_OFFSET + 49)
#define WFS_CMD_PIN_DEFINE_LAYOUT (PIN_SERVICE_OFFSET + 50)
#define WFS_CMD_PIN_START_AUTHENTICATE (PIN_SERVICE_OFFSET + 51)
#define WFS_CMD_PIN_AUTHENTICATE (PIN_SERVICE_OFFSET + 52)
#define WFS_CMD_PIN_GET_PINBLOCK_EX (PIN_SERVICE_OFFSET + 53)
#define WFS_CMD_PIN_SYNCHRONIZE_COMMAND (PIN_SERVICE_OFFSET + 54)
#define WFS_CMD_PIN_CRYPT_340 (PIN_SERVICE_OFFSET + 55)
#define WFS_CMD_PIN_IMPORT_KEY_340 (PIN_SERVICE_OFFSET + 56)
#define WFS_CMD_PIN_GET_PINBLOCK_340 (PIN_SERVICE_OFFSET + 57)

```

```
/* PIN Messages */
```

```

#define WFS_EXEE_PIN_KEY (PIN_SERVICE_OFFSET + 1)
#define WFS_SRVE_PIN_INITIALIZED (PIN_SERVICE_OFFSET + 2)
#define WFS_SRVE_PIN_ILLEGAL_KEY_ACCESS (PIN_SERVICE_OFFSET + 3)
#define WFS_SRVE_PIN_OPT_REQUIRED (PIN_SERVICE_OFFSET + 4)
#define WFS_SRVE_PIN_HSM_TDATA_CHANGED (PIN_SERVICE_OFFSET + 5)
#define WFS_SRVE_PIN_CERTIFICATE_CHANGE (PIN_SERVICE_OFFSET + 6)
#define WFS_SRVE_PIN_HSM_CHANGED (PIN_SERVICE_OFFSET + 7)
#define WFS_EXEE_PIN_ENTERDATA (PIN_SERVICE_OFFSET + 8)
#define WFS_SRVE_PIN_DEVICEPOSITION (PIN_SERVICE_OFFSET + 9)
#define WFS_SRVE_PIN_POWER_SAVE_CHANGE (PIN_SERVICE_OFFSET + 10)
#define WFS_EXEE_PIN_LAYOUT (PIN_SERVICE_OFFSET + 11)
#define WFS_EXEE_PIN_DUKPT_KSN (PIN_SERVICE_OFFSET + 12)

```

```
/* values of WFSPINSTATUS.fwDevice */
```

```

#define WFS_PIN_DEVONLINE WFS_STAT_DEVONLINE
#define WFS_PIN_DEVOFFLINE WFS_STAT_DEVOFFLINE
#define WFS_PIN_DEVPOWEROFF WFS_STAT_DEVPOWEROFF
#define WFS_PIN_DEVNODEVICE WFS_STAT_DEVNODEVICE
#define WFS_PIN_DEVHWERROR WFS_STAT_DEVHWERROR
#define WFS_PIN_DEVUSERERROR WFS_STAT_DEVUSERERROR
#define WFS_PIN_DEVBUSY WFS_STAT_DEVBUSY
#define WFS_PIN_DEVFRAUDATTEMPT WFS_STAT_DEVFRAUDATTEMPT
#define WFS_PIN_DEVPOTENTIALFRAUD WFS_STAT_DEVPOTENTIALFRAUD

```

```
/* values of WFSPINSTATUS.fwEncStat */
```

```

#define WFS_PIN_ENCREADY (0)
#define WFS_PIN_ENCNOTREADY (1)
#define WFS_PIN_ENCNOTINITIALIZED (2)
#define WFS_PIN_ENCBUSY (3)
#define WFS_PIN_ENCUNDEFINED (4)
#define WFS_PIN_ENCINITIALIZED (5)
#define WFS_PIN_ENCPINTAMPERED (6)

```

## CWA 16926-65:2020 (E)

```
/* Size and max index of dwGuidLights array */

#define WFS_PIN_GUIDLIGHTS_SIZE (32)
#define WFS_PIN_GUIDLIGHTS_MAX (WFS_PIN_GUIDLIGHTS_SIZE - 1)

/* Indices of WFSPINSTATUS.dwGuidLights [...]
   WFSPINCAPS.dwGuidLights [...]
*/

#define WFS_PIN_GUIDANCE_PINPAD (0)

/* Values of WFSPINSTATUS.dwGuidLights [...]
   WFSPINCAPS.dwGuidLights [...]
*/

#define WFS_PIN_GUIDANCE_NOT_AVAILABLE (0x00000000)
#define WFS_PIN_GUIDANCE_OFF (0x00000001)
#define WFS_PIN_GUIDANCE_SLOW_FLASH (0x00000004)
#define WFS_PIN_GUIDANCE_MEDIUM_FLASH (0x00000008)
#define WFS_PIN_GUIDANCE_QUICK_FLASH (0x00000010)
#define WFS_PIN_GUIDANCE_CONTINUOUS (0x00000080)
#define WFS_PIN_GUIDANCE_RED (0x00000100)
#define WFS_PIN_GUIDANCE_GREEN (0x00000200)
#define WFS_PIN_GUIDANCE_YELLOW (0x00000400)
#define WFS_PIN_GUIDANCE_BLUE (0x00000800)
#define WFS_PIN_GUIDANCE_CYAN (0x00001000)
#define WFS_PIN_GUIDANCE_MAGENTA (0x00002000)
#define WFS_PIN_GUIDANCE_WHITE (0x00004000)
#define WFS_PIN_GUIDANCE_ENTRY (0x00100000)
#define WFS_PIN_GUIDANCE_EXIT (0x00200000)

/* values for WFSPINSTATUS.fwAutoBeepMode and
   WFS_CMD_PIN_KEYPRESS_BEEP lpwMode parameter */

#define WFS_PIN_BEEP_ON_ACTIVE (0x0001)
#define WFS_PIN_BEEP_ON_INACTIVE (0x0002)

/* values of WFSPINSTATUS.wDevicePosition
   WFSPINDEVICEPOSITION.wPosition */

#define WFS_PIN_DEVICEINPOSITION (0)
#define WFS_PIN_DEVICENOTINPOSITION (1)
#define WFS_PIN_DEVICEPOSUNKNOWN (2)
#define WFS_PIN_DEVICEPOSNOTSUPP (3)

/* values of WFSPINCAPS.fwType */

#define WFS_PIN_TYPEEPP (0x0001)
#define WFS_PIN_TYPEEDM (0x0002)
#define WFS_PIN_TYPEHSM (0x0004)
#define WFS_PIN_TYPEETS (0x0008)

/* values of WFSPINCAPS.fwAlgorithms, WFSPINCRYPT.wAlgorithm */

#define WFS_PIN_CRYPTDESECB (0x0001)
#define WFS_PIN_CRYPTDESCBC (0x0002)
#define WFS_PIN_CRYPTDESCFB (0x0004)
#define WFS_PIN_CRYPTRSA (0x0008)
#define WFS_PIN_CRYPTTECMA (0x0010)
#define WFS_PIN_CRYPTDESMAC (0x0020)
#define WFS_PIN_CRYPTTRIDSECB (0x0040)
#define WFS_PIN_CRYPTTRIDSCBC (0x0080)
#define WFS_PIN_CRYPTTRIDSCFB (0x0100)
#define WFS_PIN_CRYPTTRIDESMAC (0x0200)
#define WFS_PIN_CRYPTMAAMAC (0x0400)
#define WFS_PIN_CRYPTTRIDESMAC2805 (0x0800)
#define WFS_PIN_CRYPTSM4 (0x1000)
#define WFS_PIN_CRYPTSM4MAC (0x2000)
```

```

/* values of WFS_PINCAPS.fwPinFormats */

#define WFS_PIN_FORM3624 (0x0001)
#define WFS_PIN_FORMANSI (0x0002)
#define WFS_PIN_FORMISO0 (0x0004)
#define WFS_PIN_FORMISO1 (0x0008)
#define WFS_PIN_FORMECI2 (0x0010)
#define WFS_PIN_FORMECI3 (0x0020)
#define WFS_PIN_FORMVISA (0x0040)
#define WFS_PIN_FORMDIEBOLD (0x0080)
#define WFS_PIN_FORMDIEBOLDCO (0x0100)
#define WFS_PIN_FORMVISA3 (0x0200)
#define WFS_PIN_FORMBANKSYS (0x0400)
#define WFS_PIN_FORMEMV (0x0800)
#define WFS_PIN_FORMISO3 (0x2000)
#define WFS_PIN_FORMAP (0x4000)
#define WFS_PIN_FORMISO4 (0x8000)

/* values of WFS_PINCAPS.fwDerivationAlgorithms */

#define WFS_PIN_CHIP_ZKA (0x0001)

/* values of WFS_PINCAPS.fwPresentationAlgorithms */

#define WFS_PIN_PRESENT_CLEAR (0x0001)

/* values of WFS_PINCAPS.fwDisplay */

#define WFS_PIN_DISPNONE (1)
#define WFS_PIN_DISPLEDTHROUGH (2)
#define WFS_PIN_DISPDISPLAY (3)

/* values of WFS_PINCAPS.fwIDKey */

#define WFS_PIN_IDKEYINITIALIZATION (0x0001)
#define WFS_PIN_IDKEYIMPORT (0x0002)

/* values of WFS_PINCAPS.fwValidationAlgorithms */

#define WFS_PIN_DES (0x0001)
#define WFS_PIN_EUROCHEQUE (0x0002)
#define WFS_PIN_VISA (0x0004)
#define WFS_PIN_DES_OFFSET (0x0008)
#define WFS_PIN_BANKSYS (0x0010)

/* values of WFS_PINCAPS.fwKeyCheckModes,
   WFS_PIN_IMPORTKEYEX.wKeyCheckMode and WFS_PIN_ATTRIBUTES.dwCryptoMethod */

#define WFS_PIN_KCVNONE (0x0000)
#define WFS_PIN_KCVSELF (0x0001)
#define WFS_PIN_KCVZERO (0x0002)

/* Additional values for values of WFS_PIN_SECUREKEYENTRY.wVerificationType */

#define WFS_PIN_KCV_DES (0x80000000)
#define WFS_PIN_KCV_3DES (0x40000000)
#define WFS_PIN_KCV_AES (0x20000000)

/* values of WFS_PINCAPS.dwSymmetricKeyManagementMethods */

#define WFS_PIN_KM_FIXED_KEY (0x0001)
#define WFS_PIN_KM_MASTER_KEY (0x0002)
#define WFS_PIN_KM_TDES_DUKPT (0x0004)

/* values of WFS_PINCAPS.fwAutoBeep */

#define WFS_PIN_BEEP_ACTIVE_AVAILABLE (0x0001)
#define WFS_PIN_BEEP_ACTIVE_SELECTABLE (0x0002)
#define WFS_PIN_BEEP_INACTIVE_AVAILABLE (0x0004)

```

## CWA 16926-65:2020 (E)

```
#define WFS_PIN_BEEP_INACTIVE_SELECTABLE          (0x0008)

/* values of WFSPINCAPS.fwKeyBlockImportFormats */

#define WFS_PIN_ANSTR31KEYBLOCK                    (0x0001)
#define WFS_PIN_ANSTR31KEYBLOCKB                  (0x0002)
#define WFS_PIN_ANSTR31KEYBLOCKC                  (0x0004)

/* values of WFSPINETSCAPS.wFloatFlags and WFSPINFRAME.wFloatAction */

#define WFS_PIN_FLOAT_NONE                        (0x0000)
#define WFS_PIN_FLOATX                            (0x0001)
#define WFS_PIN_FLOATY                            (0x0002)

/* values of WFSPINKEYDETAIL.fwUse and values of WFSPINKEYDETAILEX.dwUse */

#define WFS_PIN_USECRYPT                           (0x0001)
#define WFS_PIN_USEFUNCTION                        (0x0002)
#define WFS_PIN_USEMACING                         (0x0004)
#define WFS_PIN_USEKEYENCKEY                     (0x0020)
#define WFS_PIN_USENODUPLICATE                    (0x0040)
#define WFS_PIN_USESVENCKEY                       (0x0080)
#define WFS_PIN_USECONSTRUCT                      (0x0100)
#define WFS_PIN_USESECURECONSTRUCT                (0x0200)
#define WFS_PIN_USEANSTR31MASTER                 (0x0400)
#define WFS_PIN_USERESTRICTEDKEYENCKEY           (0x0800)
#define WFS_PIN_USEKEYDERKEY                      (0x1000)

/* additional values for WFSPINKEYDETAILEX.dwUse */

#define WFS_PIN_USEPINLOCAL                       (0x00010000)
#define WFS_PIN_USERSAPUBLIC                       (0x00020000)
#define WFS_PIN_USERSAPRIVATE                     (0x00040000)
#define WFS_PIN_USECHIPINFO                       (0x00100000)
#define WFS_PIN_USECHIPPIN                       (0x00200000)
#define WFS_PIN_USECHIPPS                         (0x00400000)
#define WFS_PIN_USECHIPMAC                       (0x00800000)
#define WFS_PIN_USECHIPLT                        (0x01000000)
#define WFS_PIN_USECHIPMACLZ                     (0x02000000)
#define WFS_PIN_USECHIPMACAZ                     (0x04000000)
#define WFS_PIN_USERSAPUBLICVERIFY                (0x08000000)
#define WFS_PIN_USERSAPRIVATESIGN                (0x10000000)
#define WFS_PIN_USEPINREMOTE                     (0x20000000)

/* values of WFSPINFUNCKEYDETAIL.ulFuncMask */

#define WFS_PIN_FK_0                              (0x00000001)
#define WFS_PIN_FK_1                              (0x00000002)
#define WFS_PIN_FK_2                              (0x00000004)
#define WFS_PIN_FK_3                              (0x00000008)
#define WFS_PIN_FK_4                              (0x00000010)
#define WFS_PIN_FK_5                              (0x00000020)
#define WFS_PIN_FK_6                              (0x00000040)
#define WFS_PIN_FK_7                              (0x00000080)
#define WFS_PIN_FK_8                              (0x00000100)
#define WFS_PIN_FK_9                              (0x00000200)
#define WFS_PIN_FK_ENTER                          (0x00000400)
#define WFS_PIN_FK_CANCEL                          (0x00000800)
#define WFS_PIN_FK_CLEAR                          (0x00001000)
#define WFS_PIN_FK_BACKSPACE                      (0x00002000)
#define WFS_PIN_FK_HELP                           (0x00004000)
#define WFS_PIN_FK_DECPOINT                       (0x00008000)
#define WFS_PIN_FK_00                             (0x00010000)
#define WFS_PIN_FK_000                           (0x00020000)
#define WFS_PIN_FK_RES1                           (0x00040000)
#define WFS_PIN_FK_RES2                           (0x00080000)
#define WFS_PIN_FK_RES3                           (0x00100000)
#define WFS_PIN_FK_RES4                           (0x00200000)
#define WFS_PIN_FK_RES5                           (0x00400000)
#define WFS_PIN_FK_RES6                           (0x00800000)
```

```

#define WFS_PIN_FK_RES7                (0x01000000)
#define WFS_PIN_FK_RES8                (0x02000000)
#define WFS_PIN_FK_OEM1                (0x04000000)
#define WFS_PIN_FK_OEM2                (0x08000000)
#define WFS_PIN_FK_OEM3                (0x10000000)
#define WFS_PIN_FK_OEM4                (0x20000000)
#define WFS_PIN_FK_OEM5                (0x40000000)
#define WFS_PIN_FK_OEM6                (0x80000000)

/* additional values of WFSPINFUNCKEYDETAIL.ulFuncMask */

#define WFS_PIN_FK_UNUSED              (0x00000000)

#define WFS_PIN_FK_A                   WFS_PIN_FK_RES1
#define WFS_PIN_FK_B                   WFS_PIN_FK_RES2
#define WFS_PIN_FK_C                   WFS_PIN_FK_RES3
#define WFS_PIN_FK_D                   WFS_PIN_FK_RES4
#define WFS_PIN_FK_E                   WFS_PIN_FK_RES5
#define WFS_PIN_FK_F                   WFS_PIN_FK_RES6
#define WFS_PIN_FK_SHIFT               WFS_PIN_FK_RES7

/* values of WFSPINFDK.ulFDK */

#define WFS_PIN_FK_FDK01               (0x00000001)
#define WFS_PIN_FK_FDK02               (0x00000002)
#define WFS_PIN_FK_FDK03               (0x00000004)
#define WFS_PIN_FK_FDK04               (0x00000008)
#define WFS_PIN_FK_FDK05               (0x00000010)
#define WFS_PIN_FK_FDK06               (0x00000020)
#define WFS_PIN_FK_FDK07               (0x00000040)
#define WFS_PIN_FK_FDK08               (0x00000080)
#define WFS_PIN_FK_FDK09               (0x00000100)
#define WFS_PIN_FK_FDK10               (0x00000200)
#define WFS_PIN_FK_FDK11               (0x00000400)
#define WFS_PIN_FK_FDK12               (0x00000800)
#define WFS_PIN_FK_FDK13               (0x00001000)
#define WFS_PIN_FK_FDK14               (0x00002000)
#define WFS_PIN_FK_FDK15               (0x00004000)
#define WFS_PIN_FK_FDK16               (0x00008000)
#define WFS_PIN_FK_FDK17               (0x00010000)
#define WFS_PIN_FK_FDK18               (0x00020000)
#define WFS_PIN_FK_FDK19               (0x00040000)
#define WFS_PIN_FK_FDK20               (0x00080000)
#define WFS_PIN_FK_FDK21               (0x00100000)
#define WFS_PIN_FK_FDK22               (0x00200000)
#define WFS_PIN_FK_FDK23               (0x00400000)
#define WFS_PIN_FK_FDK24               (0x00800000)
#define WFS_PIN_FK_FDK25               (0x01000000)
#define WFS_PIN_FK_FDK26               (0x02000000)
#define WFS_PIN_FK_FDK27               (0x04000000)
#define WFS_PIN_FK_FDK28               (0x08000000)
#define WFS_PIN_FK_FDK29               (0x10000000)
#define WFS_PIN_FK_FDK30               (0x20000000)
#define WFS_PIN_FK_FDK31               (0x40000000)
#define WFS_PIN_FK_FDK32               (0x80000000)

/* values of WFSPINCRYPT.wMode */

#define WFS_PIN_MODEENCRYPT              (1)
#define WFS_PIN_MODEDECRYPT              (2)
#define WFS_PIN_MODERANDOM              (3)

/* values of WFSPINENTRY.wCompletion */

#define WFS_PIN_COMPAUTO                 (0)
#define WFS_PIN_COMPENTER                (1)
#define WFS_PIN_COMPCANCEL               (2)
#define WFS_PIN_COMPCONTINUE            (6)
#define WFS_PIN_COMPCLEAR                (7)
#define WFS_PIN_COMPBACKSPACE            (8)

```

## CWA 16926-65:2020 (E)

```
#define WFS_PIN_COMPFDK (9)
#define WFS_PIN_COMPHELP (10)
#define WFS_PIN_COMPFK (11)
#define WFS_PIN_COMPCONTFDK (12)

/* values of WFSPINSECMMSG.wProtocol */

#define WFS_PIN_PROTISOAS (1)
#define WFS_PIN_PROTISOLZ (2)
#define WFS_PIN_PROTISOPS (3)
#define WFS_PIN_PROTCHIPZKA (4)
#define WFS_PIN_PROTRAWDATA (5)
#define WFS_PIN_PROTPBM (6)
#define WFS_PIN_PROTHSMLDI (7)
#define WFS_PIN_PROTGENAS (8)
#define WFS_PIN_PROTCHIPINCHG (9)
#define WFS_PIN_PROTPINCOMP (10)
#define WFS_PIN_PROTISOPINCHG (11)

/* values of WFSPINHSMINIT.wInitMode. */

#define WFS_PIN_INITTEMP (1)
#define WFS_PIN_INITDEFINITE (2)
#define WFS_PIN_INITIRREVERSIBLE (3)

/* values of WFSPINENCIO.wProtocol and WFSPINCAPS.fwENCIOProtocols */

#define WFS_PIN_ENC_PROT_CH (0x0001)
#define WFS_PIN_ENC_PROT_GIECB (0x0002)
#define WFS_PIN_ENC_PROT_LUX (0x0004)
#define WFS_PIN_ENC_PROT_CHN (0x0008)

/* values for WFS_SRVE_PIN_CERTIFICATE_CHANGE and WFSPINSTATUS.dwCertificateState */

#define WFS_PIN_CERT_SECONDARY (0x00000002)

/* values for WFSPINSTATUS.dwCertificateState*/

#define WFS_PIN_CERT_UNKNOWN (0x00000000)
#define WFS_PIN_CERT_PRIMARY (0x00000001)
#define WFS_PIN_CERT_NOTREADY (0x00000004)

/* Values for WFSPINCAPS.dwRSAAuthenticationScheme,
WFSPINCAPS.dwRestrictedKeyEncKeySupport (LOWORD only) and the fast-track Capabilities
lpzExtra parameter, REMOTE_KEY_SCHEME. */

#define WFS_PIN_RSA_AUTH_2PARTY_SIG (0x00000001)
#define WFS_PIN_RSA_AUTH_3PARTY_CERT (0x00000002)
#define WFS_PIN_RSA_AUTH_3PARTY_CERT_TR34 (0x00000004)

/* Values for WFSPINCAPS.dwRestrictedKeyEncKeySupport (HIWORD only) */
#define WFS_PIN_RESTRICTED_SECUREKEYENTRY (0x00010000)

/* Values for WFSPINCAPS.dwSignatureScheme and the fast-track Capabilities lpzExtra
parameter, SIGNATURE_CAPABILITIES. */

#define WFS_PIN_SIG_GEN_RSA_KEY_PAIR (0x00000001)
#define WFS_PIN_SIG_RANDOM_NUMBER (0x00000002)
#define WFS_PIN_SIG_EXPORT_EPP_ID (0x00000004)
#define WFS_PIN_SIG_ENHANCED_RKL (0x00000008)

/* values of WFSPINIMPORTRSAPUBLICKEY.dwRSASignatureAlgorithm,
WFSPINCAPS.dwRSASignatureAlgorithm and WFSPINATTRIBUTES.dwCryptoMethod */

#define WFS_PIN_SIGN_NA (0)
#define WFS_PIN_SIGN_RSASSA_PKCS1_V1_5 (0x00000001)
#define WFS_PIN_SIGN_RSASSA_PSS (0x00000002)

/* values of WFSPINIMPORTRSAPUBLICKEYOUTPUT.dwRSAKeyCheckMode */
```



```

#define WFS_PIN_RSA_KCV_NONE (0x00000000)
#define WFS_PIN_RSA_KCV_SHA1 (0x00000001)
#define WFS_PIN_RSA_KCV_SHA256 (0x00000002)

/* values of WFSPINEXPORTRSAISSUERSIGNEDITEM.wExportItemType and */
/* WFSPINEXPORTRSAEPPSIGNEDITITEM.wExportItemType */

#define WFS_PIN_EXPORT_EPP_ID (0x0001)
#define WFS_PIN_EXPORT_PUBLIC_KEY (0x0002)

/* values of WFSPINIMPORTRSASIGNEDDESKEY.dwRSAEncipherAlgorithm,
WFSPINCAPS.dwRSACryptAlgorithm and WFSPINATTRIBUTES.dwCryptoMethod */

#define WFS_PIN_CRYPT_RSAES_PKCS1_V1_5 (0x00000001)
#define WFS_PIN_CRYPT_RSAES_OAEP (0x00000002)

/* values of WFSPINGENERATERSAKEYPAIR.wExponentValue */

#define WFS_PIN_DEFAULT (0)
#define WFS_PIN_EXPONENT_1 (1)
#define WFS_PIN_EXPONENT_4 (2)
#define WFS_PIN_EXPONENT_16 (3)

/* values of WFSPINCAPS.wDESKeyLength, */
/* WFSPINIMPORTRSASIGNEDDESKEYOUTPUT.wKeyLength and */
/* WFSPINIMPORTRSAENCIPHEREDPKCS7KEYOUTPUT.wKeyLength */

#define WFS_PIN_KEYSINGLE (0x0001)
#define WFS_PIN_KEYDOUBLE (0x0002)
#define WFS_PIN_KEYTRIPLE (0x0004)

/* values of WFSPINGETCERTIFICATE.wGetCertificate and
WFSPINCAPS.wCertificateTypes */

#define WFS_PIN_PUBLICENCKEY (0x0001)
#define WFS_PIN_PUBLICVERIFICATIONKEY (0x0002)
#define WFS_PIN_PUBLICHOSTKEY (0x0004)

/* values of WFSPINAUTHENTICATE.dwSigner, */
/* WFSPINLOADCERTIFICATEEX.dwSigner, and */
/* WFSPINSIGNERCAP.dwSigner */

#define WFS_PIN_SIGNER_NONE (0x00000001)
#define WFS_PIN_SIGNER_CERTHOST (0x00000002)
#define WFS_PIN_SIGNER_SIGHOST (0x00000004)
#define WFS_PIN_SIGNER_CA (0x00000008)
#define WFS_PIN_SIGNER_HL (0x00000010)
#define WFS_PIN_SIGNER_CBCMAC (0x00000020)
#define WFS_PIN_SIGNER_CMAC (0x00000040)
#define WFS_PIN_SIGNER_TR34 (0x10000000)
#define WFS_PIN_SIGNER_RESERVED_1 (0x20000000)
#define WFS_PIN_SIGNER_RESERVED_2 (0x40000000)
#define WFS_PIN_SIGNER_RESERVED_3 (0x80000000)

/* values of WFSPINLOADCERTIFICATEEX.dwLoadOption and */
/* WFSPINSIGNERCAP.dwOption */

#define WFS_PIN_LOAD_NEWHOST (0x00000001)
#define WFS_PIN_LOAD_REPLACEHOST (0x00000002)

/* values of WFSPINIMPORTRSAENCIPHEREDPKCS7EX.dwCRKLLoadOption */

#define WFS_PIN_CRKLLOAD_NORANDOM (0x00000001)
#define WFS_PIN_CRKLLOAD_NORANDOM_CRL (0x00000002)
#define WFS_PIN_CRKLLOAD_RANDOM (0x00000004)
#define WFS_PIN_CRKLLOAD_RANDOM_CRL (0x00000008)

/* values for WFSPINEMVIMPORTPUBLICKEY.wImportScheme and
WFSPINCAPS.lpwEMVImportSchemes */

```

## CWA 16926-65:2020 (E)

```
#define WFS_PIN_EMV_IMPORT_PLAIN_CA (1)
#define WFS_PIN_EMV_IMPORT_CHKSUM_CA (2)
#define WFS_PIN_EMV_IMPORT_EPI_CA (3)
#define WFS_PIN_EMV_IMPORT_ISSUER (4)
#define WFS_PIN_EMV_IMPORT_ICC (5)
#define WFS_PIN_EMV_IMPORT_ICC_PIN (6)
#define WFS_PIN_EMV_IMPORT_PKCSV1_5_CA (7)

/* values for WFSBINDIGEST.wHashAlgorithm and WFSPINCAPS.fwEMVHashAlgorithm */

#define WFS_PIN_HASH_SHA1_DIGEST (0x0001)
#define WFS_PIN_HASH_SHA256_DIGEST (0x0002)

/* values of WFSPINSECUREKEYDETAIL.fwKeyEntryMode */

#define WFS_PIN_SECUREKEY_NOTSUPP (0x0000)
#define WFS_PIN_SECUREKEY_REG_SHIFT (0x0001)
#define WFS_PIN_SECUREKEY_REG_UNIQUE (0x0002)
#define WFS_PIN_SECUREKEY_IRREG_SHIFT (0x0004)
#define WFS_PIN_SECUREKEY_IRREG_UNIQUE (0x0008)

/* values of WFSPINSTATUS.wAntiFraudModule */

#define WFS_PIN_AFMNOTSUPP (0)
#define WFS_PIN_AFMOK (1)
#define WFS_PIN_AFMINOP (2)
#define WFS_PIN_AFMDEVICEDETECTED (3)
#define WFS_PIN_AFMUNKNOWN (4)

/* values of WFSPINLAYOT.dwEntryMode and WFSPINGETLAYOUT.dwEntryMode */

#define WFS_PIN_LAYOUT_DATA (0x00000001)
#define WFS_PIN_LAYOUT_PIN (0x00000002)
#define WFS_PIN_LAYOUT_SECURE (0x00000004)

/* values of WFSPINFK.wKeyType */

#define WFS_PIN_FK (0x0001)
#define WFS_PIN_FDK (0x0002)

/* values of WFSPINATTRIBUTES.dwCryptoMethod */

#define WFS_PIN_CRYPTOEBC (1)
#define WFS_PIN_CRYPTOCBC (2)
#define WFS_PIN_CRYPTOCFB (3)
#define WFS_PIN_CRYPTOOFB (4)
#define WFS_PIN_CRYPTOCCTR (5)
#define WFS_PIN_CRYPTOXTS (6)

/* values of WFSPINATTRIBUTES.dwCryptoMethod Hash Algorithms */

#define WFS_PIN_SIGNHASH_SHA1 (0x80000000)
#define WFS_PIN_SIGNHASH_SHA256 (0x40000000)

/* values of WFSPINKEYDETAIL340.fwLoaded */

#define WFS_PIN_LOADED_NO (0x00000001)
#define WFS_PIN_LOADED_YES (0x00000002)
#define WFS_PIN_LOADED_UNKNOWN (0x00000004)
#define WFS_PIN_LOADED_CONSTRUCT (0x80000000)

/* XFS PIN Errors */

#define WFS_ERR_PIN_KEYNOTFOUND (- (PIN_SERVICE_OFFSET + 0))
#define WFS_ERR_PIN_MODENOTSUPPORTED (- (PIN_SERVICE_OFFSET + 1))
#define WFS_ERR_PIN_ACCESSDENIED (- (PIN_SERVICE_OFFSET + 2))
#define WFS_ERR_PIN_INVALIDID (- (PIN_SERVICE_OFFSET + 3))
#define WFS_ERR_PIN_DUPLICATEKEY (- (PIN_SERVICE_OFFSET + 4))
#define WFS_ERR_PIN_KEYNOVALUE (- (PIN_SERVICE_OFFSET + 6))
```

```

#define WFS_ERR_PIN_USEVIOLATION          (- (PIN_SERVICE_OFFSET + 7))
#define WFS_ERR_PIN_NOPIN                 (- (PIN_SERVICE_OFFSET + 8))
#define WFS_ERR_PIN_INVALIDKEYLENGTH     (- (PIN_SERVICE_OFFSET + 9))
#define WFS_ERR_PIN_KEYINVALID           (- (PIN_SERVICE_OFFSET + 10))
#define WFS_ERR_PIN_KEYNOTSUPPORTED      (- (PIN_SERVICE_OFFSET + 11))
#define WFS_ERR_PIN_NOACTIVEKEYS        (- (PIN_SERVICE_OFFSET + 12))
#define WFS_ERR_PIN_NOTERMINATEKEYS     (- (PIN_SERVICE_OFFSET + 14))
#define WFS_ERR_PIN_MINIMUMLENGTH       (- (PIN_SERVICE_OFFSET + 15))
#define WFS_ERR_PIN_PROTOCOLNOTSUPP     (- (PIN_SERVICE_OFFSET + 16))
#define WFS_ERR_PIN_INVALIDDATA         (- (PIN_SERVICE_OFFSET + 17))
#define WFS_ERR_PIN_NOTALLOWED          (- (PIN_SERVICE_OFFSET + 18))
#define WFS_ERR_PIN_NOKEYRAM             (- (PIN_SERVICE_OFFSET + 19))
#define WFS_ERR_PIN_NOCHIPTRANSACTIVE   (- (PIN_SERVICE_OFFSET + 20))
#define WFS_ERR_PIN_ALGORITHMNOTSUPP    (- (PIN_SERVICE_OFFSET + 21))
#define WFS_ERR_PIN_FORMATNOTSUPP       (- (PIN_SERVICE_OFFSET + 22))
#define WFS_ERR_PIN_HSMSTATEINVALID     (- (PIN_SERVICE_OFFSET + 23))
#define WFS_ERR_PIN_MACINVALID          (- (PIN_SERVICE_OFFSET + 24))
#define WFS_ERR_PIN_PROTINVALID         (- (PIN_SERVICE_OFFSET + 25))
#define WFS_ERR_PIN_FORMATINVALID       (- (PIN_SERVICE_OFFSET + 26))
#define WFS_ERR_PIN_CONTENTINVALID      (- (PIN_SERVICE_OFFSET + 27))
#define WFS_ERR_PIN_SIG_NOT_SUPP        (- (PIN_SERVICE_OFFSET + 29))
#define WFS_ERR_PIN_INVALID_MOD_LEN     (- (PIN_SERVICE_OFFSET + 31))
#define WFS_ERR_PIN_INVALIDCERTSTATE    (- (PIN_SERVICE_OFFSET + 32))
#define WFS_ERR_PIN_KEY_GENERATION_ERROR (- (PIN_SERVICE_OFFSET + 33))
#define WFS_ERR_PIN_EMV_VERIFY_FAILED   (- (PIN_SERVICE_OFFSET + 34))
#define WFS_ERR_PIN_RANDOMINVALID       (- (PIN_SERVICE_OFFSET + 35))
#define WFS_ERR_PIN_SIGNATUREINVALID    (- (PIN_SERVICE_OFFSET + 36))
#define WFS_ERR_PIN_SNSCDINVALID        (- (PIN_SERVICE_OFFSET + 37))
#define WFS_ERR_PIN_NORSAKEYPAIR        (- (PIN_SERVICE_OFFSET + 38))
#define WFS_ERR_PIN_INVALID_PORT        (- (PIN_SERVICE_OFFSET + 39))
#define WFS_ERR_PIN_POWERSAVETOOSHORT   (- (PIN_SERVICE_OFFSET + 40))
#define WFS_ERR_PIN_INVALIDHSM          (- (PIN_SERVICE_OFFSET + 41))
#define WFS_ERR_PIN_TOOMANYFRAMES       (- (PIN_SERVICE_OFFSET + 42))
#define WFS_ERR_PIN_PARTIALFRAME        (- (PIN_SERVICE_OFFSET + 43))
#define WFS_ERR_PIN_MISSINGKEYS         (- (PIN_SERVICE_OFFSET + 44))
#define WFS_ERR_PIN_FRAMECOORD          (- (PIN_SERVICE_OFFSET + 45))
#define WFS_ERR_PIN_KEYCOORD            (- (PIN_SERVICE_OFFSET + 46))
#define WFS_ERR_PIN_FRAMEOVERLAP        (- (PIN_SERVICE_OFFSET + 47))
#define WFS_ERR_PIN_KEYOVERLAP          (- (PIN_SERVICE_OFFSET + 48))
#define WFS_ERR_PIN_TOOMANYKEYS         (- (PIN_SERVICE_OFFSET + 49))
#define WFS_ERR_PIN_KEYALREADYDEFINED   (- (PIN_SERVICE_OFFSET + 50))
#define WFS_ERR_PIN_COMMANDUNSUPP       (- (PIN_SERVICE_OFFSET + 51))
#define WFS_ERR_PIN_SYNCHRONIZEUNSUPP   (- (PIN_SERVICE_OFFSET + 52))
#define WFS_ERR_PIN_DUKPTOVERFLOW       (- (PIN_SERVICE_OFFSET + 53))
#define WFS_ERR_PIN_ENTRYTIMEOUT        (- (PIN_SERVICE_OFFSET + 54))
#define WFS_ERR_PIN_CRYPTOMETHODNOTSUPP (- (PIN_SERVICE_OFFSET + 55))

```

```

/*=====*/
/* PIN Info Command Structures and variables */
/*=====*/

```

```

typedef struct _wfs_hex_data
{
    USHORT          usLength;
    LPBYTE          lpbData;
} WFSXDATA, *LPWFSXDATA;

typedef struct _wfs_pin_status
{
    WORD            fwDevice;
    WORD            fwEncStat;
    LPSTR           lpszExtra;
    DWORD           dwGuidLights[WFS_PIN_GUIDLIGHTS_SIZE];
    WORD            fwAutoBeepMode;
    DWORD           dwCertificateState;
    WORD            wDevicePosition;
    USHORT          usPowerSaveRecoveryTime;
    WORD            wAntiFraudModule;
} WFSPINSTATUS, *LPWFSPINSTATUS;

```

## CWA 16926-65:2020 (E)

```
typedef struct _wfs_pin_rest_keyenckey
{
    DWORD                dwLoadingMethod;
    DWORD                dwUses;
} WFSPINRESTKEYENCKEY, *LPWFSPINRESTKEYENCKEY;

typedef struct _wfs_pin_signer_capability
{
    DWORD                dwSigner;
    DWORD                dwOption;
} WFSPINSIGNERCAP, *LPWFSPINSIGNERCAP;

typedef struct _wfs_pin_ets_caps
{
    LONG                lXPos;
    LONG                lYPos;
    USHORT              usXSize;
    USHORT              usYSize;
    WORD                wMaximumTouchFrames;
    WORD                wMaximumTouchKeys;
    WORD                wFloatFlags;
} WFSPINETSCAPS, *LPWFSPINETSCAPS;

typedef struct _wfs_pin_attributes
{
    BYTE                bKeyUsage[2];
    BYTE                bAlgorithm;
    BYTE                bModeOfUse;
    DWORD               dwCryptoMethod;
} WFSPINATTRIBUTES, *LPWFSPINATTRIBUTES;

typedef struct _wfs_pin_caps
{
    WORD                wClass;
    WORD                fwType;
    BOOL                bCompound;
    USHORT              usKeyNum;
    WORD                fwAlgorithms;
    WORD                fwPinFormats;
    WORD                fwDerivationAlgorithms;
    WORD                fwPresentationAlgorithms;
    WORD                fwDisplay;
    BOOL                bIDConnect;
    WORD                fwIDKey;
    WORD                fwValidationAlgorithms;
    WORD                fwKeyCheckModes;
    LPSTR               lpszExtra;
    DWORD               dwGuidLights[WFS_PIN_GUIDLIGHTS_SIZE];
    BOOL                bPINCanPersistAfterUse;
    WORD                fwAutoBeep;
    LPSTR               lpszHSMVendor;
    BOOL                bHSMJournaling;
    DWORD               dwRSAAuthenticationScheme;
    DWORD               dwRSASignatureAlgorithm;
    DWORD               dwRSACryptAlgorithm;
    DWORD               dwRSAKeyCheckMode;
    DWORD               dwSignatureScheme;
    LPWORD              lpwEMVImportSchemes;
    WORD                fwEMVHashAlgorithm;
    BOOL                bKeyImportThroughParts;
    WORD                fwENCIOProtocols;
    BOOL                bTypeCombined;
    BOOL                bSetPinblockDataRequired;
    WORD                fwKeyBlockImportFormats;
    BOOL                bPowerSaveControl;
    BOOL                bAntiFraudModule;
    WORD                wDESKeyLength;
    WORD                wCertificateTypes;
    LPWFSPINSIGNERCAP  *lppLoadCertOptions;
    DWORD               dwCRKLLoadOptions;
}
```

```

    LPWFSPINETSCAPS        lpETSCaps;
    LPDWORD                lpdwSynchronizableCommands;
    LPWFSPINRESTKEYENCKEY *lppRestrictedKeyEncKeySupport;
    DWORD                  dwSymmetricKeyManagementMethods;
    LPWFSPINATTRIBUTES     *lppCryptAttributes;
    LPWFSPINATTRIBUTES     *lppPINBlockAttributes;
    LPWFSPINATTRIBUTES     *lppKeyAttributes;
    LPWFSPINATTRIBUTES     *lppDecryptAttributes;
    LPWFSPINATTRIBUTES     *lppVerifyAttributes;
} WFSPINCAPS, *LPWFSPINCAPS;

typedef struct _wfs_pin_key_detail
{
    LPSTR                  lpsKeyName;
    WORD                   fwUse;
    BOOL                   bLoaded;
    LPWFSPINATTRIBUTES     *lppKeyBlockHeader;
} WFSPINKEYDETAIL, *LPWFSPINKEYDETAIL;

typedef struct _wfs_pin_fdk
{
    ULONG                  ulFDK;
    USHORT                 usXPosition;
    USHORT                 usYPosition;
} WFSPINFDK, *LPWFSPINFDK;

typedef struct _wfs_pin_func_key_detail
{
    ULONG                  ulFuncMask;
    USHORT                 usNumberFDKs;
    LPWFSPINFDK           *lppFDKs;
} WFSPINFUNCKEYDETAIL, *LPWFSPINFUNCKEYDETAIL;

typedef struct _wfs_pin_key_detail_ex
{
    LPSTR                  lpsKeyName;
    DWORD                  dwUse;
    BYTE                   bGeneration;
    BYTE                   bVersion;
    BYTE                   bActivatingDate[4];
    BYTE                   bExpiryDate[4];
    BOOL                   bLoaded;
    LPWFSPINATTRIBUTES     *lppKeyBlockHeader;
} WFSPINKEYDETAIL_EX, *LPWFSPINKEYDETAIL_EX;

/* WFS_INF_PIN_SECUREKEY_DETAIL command key layout output structure */
typedef struct _wfs_pin_hex_keys
{
    USHORT                 usXPos;
    USHORT                 usYPos;
    USHORT                 usXSize;
    USHORT                 usYSize;
    ULONG                  ulFK;
    ULONG                  ulShiftFK;
} WFSPINHEXKEYS, *LPWFSPINHEXKEYS;

/* WFS_INF_PIN_SECUREKEY_DETAIL command output structure */
typedef struct _wfs_pin_secure_key_detail
{
    WORD                   fwKeyEntryMode;
    LPWFSPINFUNCKEYDETAIL *lpFuncKeyDetail;
    ULONG                  ulClearFDK;
    ULONG                  ulCancelFDK;
    ULONG                  ulBackspaceFDK;
    ULONG                  ulEnterFDK;
    WORD                   wColumns;
    WORD                   wRows;
    LPWFSPINHEXKEYS       *lppHexKeys;
} WFSPINSECUREKEYDETAIL, *LPWFSPINSECUREKEYDETAIL;

```

## CWA 16926-65:2020 (E)

```
/* WFS_INF_PIN_PCRIPTS_DEVICE_ID command output structure */
typedef struct _wfs_pin_pcipts_deviceid
{
    LPSTR                lpszManufacturerIdentifier;
    LPSTR                lpszModelIdentifier;
    LPSTR                lpszHardwareIdentifier;
    LPSTR                lpszFirmwareIdentifier;
    LPSTR                lpszApplicationIdentifier;
} WFSPINPCRIPTSDEVICEID, *LPWFSPINPCRIPTSDEVICEID;

/* WFSPINKEYBLOCKINFO structure */
typedef struct _wfs_pin_key_block_info
{
    BYTE                bKeyUsage[2];
    BYTE                bAlgorithm;
    BYTE                bModeOfUse;
    BYTE                bKeyVersionNumber[2];
    BYTE                bExportability;
    LPWFSXDATA         lpxOptionalBlockHeader;
    ULONG              ulKeyLength;
} WFSPINKEYBLOCKINFO, *LPWFSPINKEYBLOCKINFO;

/* WFS_INF_PIN_KEY_DETAIL_340 command output structure */
typedef struct _wfs_pin_key_detail_340
{
    LPSTR                lpsKeyName;
    DWORD               dwUse;
    BYTE                bGeneration;
    BYTE                bVersion;
    BYTE                bActivatingDate[4];
    BYTE                bExpiryDate[4];
    DWORD               fwLoaded;
    LPWFSPINKEYBLOCKINFO lpKeyBlockInfo;
} WFSPINKEYDETAIL340, *LPWFSPINKEYDETAIL340;

/*=====*/
/* PIN Execute Command Structures */
/*=====*/

typedef struct _wfs_pin_crypt
{
    WORD                wMode;
    LPSTR                lpsKey;
    LPWFSXDATA         lpxKeyEncKey;
    WORD                wAlgorithm;
    LPSTR                lpsStartValueKey;
    LPWFSXDATA         lpxStartValue;
    BYTE                bPadding;
    BYTE                bCompression;
    LPWFSXDATA         lpxCryptData;
} WFSPINCRYPT, *LPWFSPINCRYPT;

typedef struct _wfs_pin_import
{
    LPSTR                lpsKey;
    LPSTR                lpsEncKey;
    LPWFSXDATA         lpxIdent;
    LPWFSXDATA         lpxValue;
    WORD                fwUse;
} WFSPINIMPORT, *LPWFSPINIMPORT;

typedef struct _wfs_pin_derive
{
    WORD                wDerivationAlgorithm;
    LPSTR                lpsKey;
    LPSTR                lpsKeyGenKey;
    LPSTR                lpsStartValueKey;
    LPWFSXDATA         lpxStartValue;
    BYTE                bPadding;
    LPWFSXDATA         lpxInputData;
```

```

        LPWFSXDATA          lpxIdent;
    } WFSPINDERIVE, *LPWFSPINDERIVE;

typedef struct _wfs_pin_getpin
{
    USHORT          usMinLen;
    USHORT          usMaxLen;
    BOOL           bAutoEnd;
    CHAR           cEcho;
    ULONG          ulActiveFDKs;
    ULONG          ulActiveKeys;
    ULONG          ulTerminateFDKs;
    ULONG          ulTerminateKeys;
} WFSPINGETPIN, *LPWFSPINGETPIN;

typedef struct _wfs_pin_entry
{
    USHORT          usDigits;
    WORD           wCompletion;
} WFSPINENTRY, *LPWFSPINENTRY;

typedef struct _wfs_pin_local_des
{
    LPSTR          lpsValidationData;
    LPSTR          lpsOffset;
    BYTE          bPadding;
    USHORT        usMaxPIN;
    USHORT        usValDigits;
    BOOL          bNoLeadingZero;
    LPSTR          lpsKey;
    LPWFSXDATA    lpxKeyEncKey;
    LPSTR          lpsDecTable;
} WFSPINLOCALDES, *LPWFSPINLOCALDES;

typedef struct _wfs_pin_create_offset
{
    LPSTR          lpsValidationData;
    BYTE          bPadding;
    USHORT        usMaxPIN;
    USHORT        usValDigits;
    LPSTR          lpsKey;
    LPWFSXDATA    lpxKeyEncKey;
    LPSTR          lpsDecTable;
} WFSPINCREATEOFFSET, *LPWFSPINCREATEOFFSET;

typedef struct _wfs_pin_local_eurocheque
{
    LPSTR          lpsEurochequeData;
    LPSTR          lpsPVV;
    WORD          wFirstEncDigits;
    WORD          wFirstEncOffset;
    WORD          wPVVDigits;
    WORD          wPVVOffset;
    LPSTR          lpsKey;
    LPWFSXDATA    lpxKeyEncKey;
    LPSTR          lpsDecTable;
} WFSPINLOCALEUROCHEQUE, *LPWFSPINLOCALEUROCHEQUE;

typedef struct _wfs_pin_local_visa
{
    LPSTR          lpsPAN;
    LPSTR          lpsPVV;
    WORD          wPVVDigits;
    LPSTR          lpsKey;
    LPWFSXDATA    lpxKeyEncKey;
} WFSPINLOCALVISA, *LPWFSPINLOCALVISA;

typedef struct _wfs_pin_presentidc
{
    WORD          wPresentAlgorithm;

```

**CWA 16926-65:2020 (E)**

```
    WORD                wChipProtocol;
    ULONG               ulChipDataLength;
    LPBYTE              lpbChipData;
    LPVOID              lpAlgorithmData;
} WFSPINPRESENTIDC, *LPWFSPINPRESENTIDC;

typedef struct _wfs_pin_present_result
{
    WORD                wChipProtocol;
    ULONG               ulChipDataLength;
    LPBYTE              lpbChipData;
} WFSPINPRESENTRESULT, *LPWFSPINPRESENTRESULT;

typedef struct _wfs_pin_presentclear
{
    ULONG               ulPINPointer;
    USHORT              usPINOffset;
} WFSPINPRESENTCLEAR, *LPWFSPINPRESENTCLEAR;

typedef struct _wfs_pin_block
{
    LPSTR               lpsCustomerData;
    LPSTR               lpsXORData;
    BYTE                bPadding;
    WORD                wFormat;
    LPSTR               lpsKey;
    LPSTR               lpsKeyEncKey;
} WFSPINBLOCK, *LPWFSPINBLOCK;

typedef struct _wfs_pin_block_ex
{
    LPSTR               lpsCustomerData;
    LPSTR               lpsXORData;
    BYTE                bPadding;
    DWORD               dwFormat;
    LPSTR               lpsKey;
    LPSTR               lpsKeyEncKey;
    DWORD               dwAlgorithm;
} WFSPINBLOCKEX, *LPWFSPINBLOCKEX;

typedef struct _wfs_pin_getdata
{
    USHORT              usMaxLen;
    BOOL                bAutoEnd;
    ULONG               ulActiveFDKs;
    ULONG               ulActiveKeys;
    ULONG               ulTerminateFDKs;
    ULONG               ulTerminateKeys;
} WFSPINGETDATA, *LPWFSPINGETDATA;

typedef struct _wfs_pin_key
{
    WORD                wCompletion;
    ULONG               ulDigit;
} WFSPINKEY, *LPWFSPINKEY;

typedef struct _wfs_pin_data
{
    USHORT              usKeys;
    LPWFSPINKEY         *lpPinKeys;
    WORD                wCompletion;
} WFSPINDATA, *LPWFSPINDATA;

typedef struct _wfs_pin_init
{
    LPWFSXDATA          lpxIdent;
    LPWFSXDATA          lpxKey;
} WFSPININIT, *LPWFSPININIT;

typedef struct _wfs_pin_local_banksys
```



```

{
    LPWFSXDATA          lpxATMVAC;
} WFSPINLOCALBANKSYS, *LPWFSPINLOCALBANKSYS;

typedef struct _wfs_pin_banksys_io
{
    ULONG                ulLength;
    LPBYTE               lpbData;
} WFSPINBANKSYSIO, *LPWFSPINBANKSYSIO;

typedef struct _wfs_pin_secure_message
{
    WORD                 wProtocol;
    ULONG                ulLength;
    LPBYTE               lpbMsg;
} WFSPINSECMMSG, *LPWFSPINSECMMSG;

typedef struct _wfs_pin_import_key_ex
{
    LPSTR                lpsKey;
    LPSTR                lpsEncKey;
    LPWFSXDATA          lpxValue;
    LPWFSXDATA          lpxControlVector;
    DWORD               dwUse;
    WORD                 wKeyCheckMode;
    LPWFSXDATA          lpxKeyCheckValue;
} WFSPINIMPORTKEYEX, *LPWFSPINIMPORTKEYEX;

typedef struct _wfs_pin_enc_io
{
    WORD                 wProtocol;
    ULONG                ulDataLength;
    LPVOID               lpvData;
} WFSPINENCIO, *LPWFSPINENCIO;

/* WFS_CMD_PIN_SECUREKEY_ENTRY command input structure */
typedef struct _wfs_pin_secure_key_entry
{
    USHORT               usKeyLen;
    BOOL                 bAutoEnd;
    ULONG                ulActiveFDKs;
    ULONG                ulActiveKeys;
    ULONG                ulTerminateFDKs;
    ULONG                ulTerminateKeys;
    WORD                 wVerificationType;
} WFSPINSECUREKEYENTRY, *LPWFSPINSECUREKEYENTRY;

/* WFS_CMD_PIN_SECUREKEY_ENTRY command output structure */
typedef struct _wfs_pin_secure_key_entry_out
{
    USHORT               usDigits;
    WORD                 wCompletion;
    LPWFSXDATA          lpxKCV;
} WFSPINSECUREKEYENTRYOUT, *LPWFSPINSECUREKEYENTRYOUT;

/* WFS_CDM_PIN_IMPORT_KEYBLOCK command input structure */
typedef struct _wfs_pin_import_key_block
{
    LPSTR                lpsKey;
    LPSTR                lpsEncKey;
    LPWFSXDATA          lpxKeyBlock;
} WFSPINIMPORTKEYBLOCK, *LPWFSPINIMPORTKEYBLOCK;

typedef struct _wfs_pin_import_rsa_public_key
{
    LPSTR                lpsKey;
    LPWFSXDATA          lpxValue;
    DWORD               dwUse;
    LPSTR                lpsSigKey;
    DWORD               dwRSASignatureAlgorithm;
}

```

## CWA 16926-65:2020 (E)

```
    LPWFSXDATA          lpxSignature;
} WFSPINIMPORTRSAPUBLICKEY, *LPWFSPINIMPORTRSAPUBLICKEY;

typedef struct _wfs_pin_import_rsa_public_key_output
{
    DWORD              dwRSAKeyCheckMode;
    LPWFSXDATA        lpxKeyCheckValue;
} WFSPINIMPORTRSAPUBLICKEYOUTPUT, *LPWFSPINIMPORTRSAPUBLICKEYOUTPUT;

typedef struct _wfs_pin_export_rsa_issuer_signed_item
{
    WORD              wExportItemType;
    LPSTR             lpsName;
} WFSPINEXPORTRSAISSUERSIGNEDITEM, *LPWFSPINEXPORTRSAISSUERSIGNEDITEM;

typedef struct _wfs_pin_export_rsa_issuer_signed_item_output
{
    LPWFSXDATA        lpxValue;
    DWORD             dwRSASignatureAlgorithm;
    LPWFSXDATA        lpxSignature;
} WFSPINEXPORTRSAISSUERSIGNEDITEMOUTPUT, *LPWFSPINEXPORTRSAISSUERSIGNEDITEMOUTPUT;

typedef struct _wfs_pin_import_rsa_signed_des_key
{
    LPSTR             lpsKey;
    LPSTR             lpsDecryptKey;
    DWORD             dwRSAEncipherAlgorithm;
    LPWFSXDATA        lpxValue;
    DWORD             dwUse;
    LPSTR             lpsSigKey;
    DWORD             dwRSASignatureAlgorithm;
    LPWFSXDATA        lpxSignature;
} WFSPINIMPORTRSASIGNEDDESKEY, *LPWFSPINIMPORTRSASIGNEDDESKEY;

typedef struct _wfs_pin_import_rsa_signed_des_key_output
{
    WORD              wKeyLength;
    WORD              wKeyCheckMode;
    LPWFSXDATA        lpxKeyCheckValue;
} WFSPINIMPORTRSASIGNEDDESKEYOUTPUT, *LPWFSPINIMPORTRSASIGNEDDESKEYOUTPUT;

typedef struct _wfs_pin_generate_rsa_key
{
    LPSTR             lpsKey;
    DWORD             dwUse;
    WORD              wModulusLength;
    WORD              wExponentValue;
} WFSPINGENERATERSAKEYPAIR, *LPWFSPINGENERATERSAKEYPAIR;

typedef struct _wfs_pin_export_rsa_epp_signed_item
{
    WORD              wExportItemType;
    LPSTR             lpsName;
    LPSTR             lpsSigKey;
    DWORD             dwSignatureAlgorithm;
} WFSPINEXPORTRSAEPPSIGNEDITEM, *LPWFSPINEXPORTRSAEPPSIGNEDITEM;

typedef struct _wfs_pin_export_rsa_epp_signed_item_output
{
    LPWFSXDATA        lpxValue;
    LPWFSXDATA        lpxSelfSignature;
    LPWFSXDATA        lpxSignature;
} WFSPINEXPORTRSAEPPSIGNEDITEMOUTPUT, *LPWFSPINEXPORTRSAEPPSIGNEDITEMOUTPUT;

typedef struct _wfs_pin_load_certificate
{
    LPWFSXDATA        lpxLoadCertificate;
} WFSPINLOADCERTIFICATE, *LPWFSPINLOADCERTIFICATE;

typedef struct _wfs_pin_load_certificate_output
```

```

{
    LPWFSXDATA          lpxCertificateData;
} WFSPINLOADCERTIFICATEOUTPUT, *LPWFSPINLOADCERTIFICATEOUTPUT;

typedef struct _wfs_pin_get_certificate
{
    WORD                wGetCertificate;
} WFSPIGETCERTIFICATE, *LPWFSPINGETCERTIFICATE;

typedef struct _wfs_pin_get_certificate_output
{
    LPWFSXDATA          lpxCertificate;
} WFSPIGETCERTIFICATEOUTPUT, *LPWFSPINGETCERTIFICATEOUTPUT;

typedef struct _wfs_pin_replace_certificate
{
    LPWFSXDATA          lpxReplaceCertificate;
} WFSPIREPLACECERTIFICATE, *LPWFSPINREPLACECERTIFICATE;

typedef struct _wfs_pin_replace_certificate_output
{
    LPWFSXDATA          lpxNewCertificateData;
} WFSPIREPLACECERTIFICATEOUTPUT, *LPWFSPINREPLACECERTIFICATEOUTPUT;

typedef struct _wfs_pin_start_key_exchange
{
    LPWFSXDATA          lpxRandomItem;
} WFSPISTARTKEYEXCHANGE, *LPWFSPINSTARTKEYEXCHANGE;

typedef struct _wfs_pin_import_rsa_enciphered_pkcs7_key
{
    LPWFSXDATA          lpxImportRSAKeyIn;
    LPSTR               lpsKey;
    DWORD               dwUse;
} WFSPIIMPORTRSAENCIPHEREDPKCS7KEY, *LPWFSPINIMPORTRSAENCIPHEREDPKCS7KEY;

typedef struct _wfs_pin_import_rsa_enciphered_pkcs7_key_output
{
    WORD                wKeyLength;
    LPWFSXDATA          lpxRSADData;
} WFSPIIMPORTRSAENCIPHEREDPKCS7KEYOUTPUT, *LPWFSPINIMPORTRSAENCIPHEREDPKCS7KEYOUTPUT;

typedef struct _wfs_pin_emv_import_public_key
{
    LPSTR               lpsKey;
    DWORD               dwUse;
    WORD                wImportScheme;
    LPWFSXDATA          lpxImportData;
    LPSTR               lpsSigKey;
} WFSPINEMVIMPORTPUBLICKEY, *LPWFSPINEMVIMPORTPUBLICKEY;

typedef struct _wfs_pin_emv_import_public_key_output
{
    LPSTR               lpsExpiryDate;
} WFSPINEMVIMPORTPUBLICKEYOUTPUT, *LPWFSPINEMVIMPORTPUBLICKEYOUTPUT;

typedef struct _wfs_pin_digest
{
    WORD                wHashAlgorithm;
    LPWFSXDATA          lpxDigestInput;
} WFSPIINDIGEST, *LPWFSPINDIGEST;

typedef struct _wfs_pin_digest_output
{
    LPWFSXDATA          lpxDigestOutput;
} WFSPIINDIGESTOUTPUT, *LPWFSPINDIGESTOUTPUT;

typedef struct _wfs_pin_hsm_init
{
    WORD                wInitMode;

```

## CWA 16926-65:2020 (E)

```
        LPWFSXDATA          lpxOnlineTime;
} WFSPINHSMINIT, *LPWFSPINHSMINIT;

typedef struct _wfs_pin_generate_KCV
{
    LPSTR                  lpsKey;
    WORD                  wKeyCheckMode;
} WFSPINGENERATEKCV, *LPWFSPINGENERATEKCV;

typedef struct _wfs_pin_kcv
{
    LPWFSXDATA          lpxKCV;
} WFSPIKCV, *LPWFSPINKCV;

typedef struct _wfs_pin_set_guidlight
{
    WORD                  wGuidLight;
    DWORD                dwCommand;
} WFSPINSETGUIDLIGHT, *LPWFSPINSETGUIDLIGHT;

typedef struct _wfs_pin_maintain_pin
{
    BOOL                  bMaintainPIN;
} WFSPINMAINTAINPIN, *LPWFSPINMAINTAINPIN;

typedef struct _wfs_pin_hsm_info
{
    WORD                  wHSMSerialNumber;
    LPSTR                 lpsZKAID;
} WFSPINHSMINFO, *LPWFSPINHSMINFO;

typedef struct _wfs_pin_hsm_detail
{
    WORD                  wActiveLogicalHSM;
    LPWFSPINHSMINFO      *lppHSMInfo;
} WFSPINHSMDETAIL, *LPWFSPINHSMDETAIL;

typedef struct _wfs_pin_hsm_identifier
{
    WORD                  wHSMSerialNumber;
} WFSPINHSMIDENTIFIER, *LPWFSPINHSMIDENTIFIER;

typedef struct _wfs_pin_power_save_control
{
    USHORT               usMaxPowerSaveRecoveryTime;
} WFSPINPOWERSAVECONTROL, *LPWFSPINPOWERSAVECONTROL;

typedef struct _wfs_pin_get_layout
{
    DWORD                dwEntryMode;
} WFSPINGETLAYOUT, *LPWFSPINGETLAYOUT;

typedef struct _wfs_pin_fk
{
    USHORT               usXPos;
    USHORT               usYPos;
    USHORT               usXSize;
    USHORT               usYSize;
    WORD                 wKeyType;
    ULONG                ulFK;
    ULONG                ulShiftFK;
} WFSPIFK, *LPWFSPIFK;

typedef struct _wfs_pin_frame
{
    USHORT               usFrameXPos;
    USHORT               usFrameYPos;
    USHORT               usFrameXSize;
    USHORT               usFrameYSize;
    WORD                 wFloatAction;
```

```

    LPWFSPINFK          *lppFKs;
} WFSPIFRAME, *LPWFSPINFRAME;

typedef struct _wfs_pin_layout
{
    DWORD                dwEntryMode;
    USHORT               usNumberOfFrames;
    LPWFSPINFRAME       *lppFrames;
} WFSPIINLAYOUT, *LPWFSPINLAYOUT;

typedef struct _wfs_pin_load_certificate_ex
{
    DWORD                dwLoadOption;
    DWORD                dwSigner;
    LPWFSPINFRAME       *lppFrames;
} WFSPIINLOADCERTIFICATEEX, *LPWFSPINLOADCERTIFICATEEX;

typedef struct _wfs_pin_load_certificate_ex_output
{
    DWORD                dwRSAKeyCheckMode;
    LPWFSPINFRAME       *lppFrames;
} WFSPIINLOADCERTIFICATEEXOUTPUT, *LPWFSPINLOADCERTIFICATEEXOUTPUT;

typedef struct _wfs_pin_import_rsa_enciphered_pkcs7_key_ex
{
    LPWFSPINFRAME       *lppFrames;
    LPSTR               lpsKey;
    DWORD               dwUse;
    DWORD               dwCRKLLoadOption;
} WFSPIINIMPORTRSAENCIPHEREDPKCS7KEYEX, *LPWFSPINIMPORTRSAENCIPHEREDPKCS7KEYEX;

typedef struct _wfs_pin_import_rsa_enciphered_pkcs7_key_ex_output
{
    WORD                wKeyLength;
    DWORD               dwRSAKeyCheckMode;
    LPWFSPINFRAME       *lppFrames;
    WORD                wKeyCheckMode;
    LPWFSPINFRAME       *lppFrames;
} WFSPIINIMPORTRSAENCIPHEREDPKCS7KEYEXOUTPUT, *LPWFSPINIMPORTRSAENCIPHEREDPKCS7KEYEXOUTPUT;

typedef struct _wfs_pin_start_authenticate
{
    DWORD               dwCommandID;
    LPVOID              lpvInputData;
} WFSPIINSTARTAUTHENTICATE, *LPWFSPINSTARTAUTHENTICATE;

typedef struct _wfs_pin_start_authenticate_out
{
    HRESULT              hInternalCmdResult;
    LPWFSPINFRAME       *lppFrames;
    DWORD               dwSigners;
} WFSPIINSTARTAUTHENTICATEOUT, *LPWFSPINSTARTAUTHENTICATEOUT;

typedef struct _wfs_pin_authenticate
{
    DWORD               dwSigner;
    LPSTR               lpsSigKey;
    LPWFSPINFRAME       *lppFrames;
    DWORD               dwCommandID;
    LPVOID              lpvInputData;
} WFSPIINAUTHENTICATE, *LPWFSPINAUTHENTICATE;

typedef struct _wfs_pin_authenticate_out
{
    HRESULT              hInternalCmdResult;
    DWORD               dwCommandID;
    LPVOID              lpvOutputData;
} WFSPIINAUTHENTICATEOUT, *LPWFSPINAUTHENTICATEOUT;

```

## CWA 16926-65:2020 (E)

```
typedef struct _wfs_pin_synchronize_command
{
    DWORD                dwCommand;
    LPVOID               lpCmdData;
} WFSPINSYNCHRONIZECOMMAND, *LPWFSPINSYNCHRONIZECOMMAND;

typedef struct _wfs_pin_crypt_340
{
    LPSTR                lpsKey;
    LPSTR                lpsStartValueKey;
    LPWFSXDATA          lpxStartValue;
    BYTE                bPadding;
    BYTE                bCompression;
    LPWFSXDATA          lpxCryptData;
    LPWFSXDATA          lpxVerifyData;
    LPWFSPINATTRIBUTES lpCryptAttributes;
} WFSPINCRYPT340, *LPWFSPINCRYPT340;

typedef struct _wfs_pin_block_340
{
    LPSTR                lpsCustomerData;
    LPSTR                lpsXORData;
    BYTE                bPadding;
    DWORD               dwFormat;
    LPSTR                lpsKey;
    LPSTR                lpsSecondEncKey;
    LPWFSPINATTRIBUTES lpPINBlockAttributes;
} WFSPINBLOCK340, *LPWFSPINBLOCK340;

typedef struct _wfs_pin_import_key_340
{
    LPSTR                lpsKey;
    LPWFSPINATTRIBUTES lpKeyAttributes;
    LPWFSXDATA          lpxValue;
    LPSTR                lpsDecryptKey;
    DWORD               dwDecryptMethod;
    LPWFSXDATA          lpxVerificationData;
    LPSTR                lpsVerifyKey;
    LPWFSPINATTRIBUTES lpVerifyAttributes;
    LPWFSXDATA          lpxVendorAttributes;
} WFSPINIMPORTKEY340, *LPWFSPINIMPORTKEY340;

typedef struct _wfs_pin_import_key_340_out
{
    LPWFSXDATA          lpxVerificationData;
    LPWFSPINATTRIBUTES lpVerifyAttributes;
    ULONG               ulKeyLength;
} WFSPINIMPORTKEY340OUT, *LPWFSPINIMPORTKEY340OUT;

/*=====*/
/* PIN Message Structures */
/*=====*/

typedef struct _wfs_pin_access
{
    LPSTR                lpsKeyName;
    LONG                lErrorCode;
} WFSPINACCESS, *LPWFSPINACCESS;

typedef struct _wfs_pin_device_position
{
    WORD                wPosition;
} WFSPINDEVICEPOSITION, *LPWFSPINDEVICEPOSITION;

typedef struct _wfs_pin_power_save_change
{
    USHORT              usPowerSaveRecoveryTime;
} WFSPINPOWERSAVECHANGE, *LPWFSPINPOWERSAVECHANGE;
```

```
typedef struct wfs_pin_dukpt_ksn
{
    LPSTR                lpsKey;
    LPWFSXDATA          lpxKSN;
} WFSPINDUKPTKSN, *LPWFSPINDUKPTKSN;

/* restore alignment */
#pragma pack(pop)

#ifdef __cplusplus
} /*extern "C"*/
#endif

#endif /* __INC_XFSPIN__H */
```

## 8. Appendix-A

This section provides extended explanation of concepts and functionality needing further clarification. The terminology as described below is used within the following sections.

Definitions and Abbreviations	
<b>ATM</b>	Automated Teller Machine, used here for any type of self-service terminal, regardless whether it actually dispenses cash
<b>CA</b>	Certificate Authority
<b>Certificate</b>	A data structure that contains a public key and a name that allows certification of a public key belonging to a specific individual. This is certified using digital signatures.
<b>Host</b>	The remote system that an ATM communicates with.
<b>KTK</b>	Key Transport Key
<b>PKI</b>	Public Key Infrastructure
<b>Private Key</b>	That key of an entity's key pair that should only be used by that entity.
<b>Public Key</b>	That key of an entity's key pair that can be made public.
<b>Symmetric Key</b>	A key used with symmetric cryptography
<b>Verification Key</b>	A key that is used to verify the validity of a certificate
<b>SignatureIssuer</b>	An entity that signs the ATM's public key at production time, may be the ATM manufacturer

Notation of Cryptographic Items and Functions	
<b>SK<sub>E</sub></b>	The private key belonging to entity E
<b>PK<sub>E</sub></b>	The public belonging to entity E
<b>SK<sub>ATM</sub></b>	The private key belonging to the ATM/PIN
<b>PK<sub>ATM</sub></b>	The public key belonging to the ATM/PIN
<b>SK<sub>HOST</sub></b>	The private key belonging to the Host
<b>PK<sub>HOST</sub></b>	The public key belonging to the Host
<b>SK<sub>SI</sub></b>	The private key belonging to Signature Issuer
<b>PK<sub>SI</sub></b>	The public key belonging to Signature Issuer
<b>SK<sub>ROOT</sub></b>	The root private key belonging to the Host
<b>PK<sub>ROOT</sub></b>	The root public key belonging to the Host
<b>K<sub>NAME</sub></b>	A symmetric key
<b>Cert<sub>HOST</sub></b>	A Certificate that contains the public verification of the host and is signed by a trusted Certificate Authority.
<b>Cert<sub>ATM</sub></b>	A Certificate that contains the ATM/PIN public verification or encipherment key, which is signed by a trusted Certificate Authority.
<b>Cert<sub>CA</sub></b>	The Certificate of a new Certificate Authority
<b>R<sub>ATM</sub></b>	Random Number of the ATM/PIN
<b>I<sub>HOST</sub></b>	Identifier of the Host
<b>K<sub>KTK</sub></b>	Key Transport Key
<b>R<sub>HOST</sub></b>	Random number of the Host
<b>I<sub>ATM</sub></b>	Identifier of the ATM/PIN
<b>TP<sub>ATM</sub></b>	Thumb Print of the ATM/PIN
<b>Sign(SK<sub>E</sub>) D </b>	The signing of data block D, using the private key SK <sub>E</sub>
<b>Recover(PK<sub>E</sub>) S </b>	The recovery of the data block D from the signature S, using the private key PK <sub>E</sub>
<b>RSACrypt(PK<sub>E</sub>) D </b>	RSA Encryption of the data block D using the public key PK <sub>E</sub>
<b>Hash [M]</b>	Hashing of a message M of arbitrary length to a 20 Byte hash value
<b>Des(K) [D]</b>	DES encipherment of an 8 byte data block D using the secret key K
<b>Des<sup>-1</sup>(K) D </b>	DES decipherment of an 8 byte data block D using the 8 byte secret key K
<b>Des3(K) D </b>	Triple DES encipherment of an 8 byte data block D using the 16 byte secret key K = (K <sub>L</sub>    K <sub>R</sub> ), equivalent to Des(K <sub>L</sub> ) [ Des <sup>-1</sup> (K <sub>R</sub> ) [ Des(K <sub>L</sub> ) [D] ] ]
<b>Des3<sup>-1</sup>(K) [D]</b>	Triple DES decipherment of an 8 byte data block D using the 16 byte secret key K = (K <sub>L</sub>    K <sub>R</sub> ), equivalent to Des <sup>-1</sup> (K <sub>L</sub> ) [ Des(K <sub>R</sub> ) [ Des <sup>-1</sup> (K <sub>L</sub> ) [D] ] ]
<b>Rnd<sub>E</sub></b>	A random number created by entity E
<b>UI<sub>E</sub></b>	Unique Identifier for entity E
<b>( A    B )</b>	Concatenation of A and B



## 8.1 Remote Key Loading Using Signatures

### 8.1.1 RSA Data Authentication and Digital Signatures

---

Digital signatures rely on a public key infrastructure (PKI). The PKI model involves an entity, such as a Host, having a pair of encryption keys – one private, one public. These keys work in consort to encrypt, decrypt and authenticate data. One way authentication occurs is through the application of a digital signature. For example:

1. The Host creates some data that it would like to digitally sign;
2. Host runs the data through a hashing algorithm to produce a hash or digest of the data. The digest is unique to every block of data – a digital fingerprint of the data, much smaller and therefore more economical to encrypt than the data itself.
3. Digest is encrypted with the Host's private key.

This is the digital signature – a data block digest encrypted with the private key. The Host then sends the following to the ATM:

1. Data block.
2. Digital signature.
3. Host's public key.

To validate the signature, the ATM performs the following:

1. ATM runs data through the standard hashing algorithm – the same one used by the Host – to produce a digest of the data received. Consider this  $digest_2$ ;
2. ATM uses the Host's public key to decrypt the digital signature. The digital signature was produced using the Host's private key to encrypt the data digest; therefore, when decrypted with the Host's public key it produces the same digest. Consider this  $digest_1$ . Incidentally, no other public key in the world would work to decrypt  $digest_1$  – only the public key corresponding to the signing private key.
3. ATM compares  $digest_1$  with  $digest_2$ .

If  $digest_1$  matches  $digest_2$  exactly, the ATM has confirmed the following:

- Data was not tampered with in transit. Changing a single bit in the data sent from the Host to the ATM would cause  $digest_2$  to be different than  $digest_1$ . Every data block has a unique digest; therefore, an altered data block is detected by the ATM.
- Public key used to decrypt the digital signature corresponds to the private key used to create it. No other public key could possibly work to decrypt the digital signature, so the ATM was not handed someone else's public key.

This gives an overview of how Digital Signatures can be used in Data Authentication. In particular, Signatures can be used to validate and securely install Encryption Keys. The following section describes Key Exchange and the use of Digital signatures.

## 8.1.2 RSA Secure Key Exchange using Digital Signatures

---

In summary, both end points, the ATM and the Host, inform each other of their Public Keys. This information is then used to securely send the PIN device Master Key to the ATM. A trusted third party, the Signature Issuer, is used to generate the signatures for the Public keys of each end point, ensuring their validity.

The detail of this is as follows:

Purpose: The Host wishes to install a new master key ( $K_M$ ) on the ATM securely.

Assumptions:

1. The Host has obtained the Public Key ( $PK_{SI}$ ) from the Signature Issuer.
2. The Host has provided the Signature Issuer with its Public Key ( $PK_{HOST}$ ), and receives the corresponding signature  $Sign(SK_{SI})[PK_{HOST}]$ . The Signature Issuer uses its own Private Key ( $SK_{SI}$ ) to create this signature.
3. In the case where Enhanced Remote Key Loading is used, the host has provided the Signature Issuer with its Public Key ( $PK_{ROOT}$ ), and receives the corresponding signature  $Sign(SK_{SI})[PK_{ROOT}]$ . The host has generated another key pair  $PK_{HOST}$  and  $SK_{HOST}$  and signs the  $PK_{HOST}$  with the  $SK_{ROOT}$ .
4. (Optional) The host obtains a list of the valid PIN device's Unique Identifiers. The Signature Issuer installs a Signature  $Sign(SK_{SI})[UI_{ATM}]$  for the Unique Id ( $UI_{ATM}$ ) on the ATM PIN. The Signature Issuer uses  $SK_{SI}$  to do this.
5. The Signature Issuer installs its Public Key ( $PK_{SI}$ ) on the ATM PIN. It also derives and installs the Signature  $Sign(SK_{SI})[PK_{ATM}]$  of the ATM PIN's Public Key ( $PK_{ATM}$ ) on the ATM PIN. The Signature Issuer uses  $SK_{SI}$  to do this.
6. The ATM PIN device additionally contains its own Public ( $PK_{ATM}$ ) and Private Key ( $SK_{ATM}$ ).

### Step 1

The ATM PIN sends its Public Key to the Host in a secure structure:

The ATM PIN sends its ATM Public Key with its associated Signature. When the Host receives this information it will use the Signature Issuer's Public Key to validate the signature and obtain the ATM Public Key.

The XFS command used to export the PIN public key securely as described above is  
`WFS_CMD_PIN_EXPORT_RSA_ISSUER_SIGNED_ITEM`.

### Step 2 (Optional)

The Host verifies that the key it has just received is from a valid sender.

It does this by obtaining the PIN device unique identifier. The ATM PIN sends its Unique Identifier with its associated Signature. When the Host receives this information it will use the Signature Issuer's Public Key to validate the signature and retrieve the PIN Unique Identifier. It can then check this against the list it received from the Signature Issuer.

The XFS command used to export the PIN Unique Identifier is  
`WFS_CMD_PIN_EXPORT_RSA_ISSUER_SIGNED_ITEM`.

### Step 3 (Enhanced Remote Key Loading only)

The Host sends its root public key to the ATM PIN:

The Host sends its Root Public Key ( $PK_{ROOT}$ ) and associated Signature. The ATM PIN verifies the signature using  $PK_{SI}$  and stores the key.

The XFS command used to import the host root public key securely as described above is  
`WFS_CMD_PIN_IMPORT_RSA_PUBLIC_KEY`.

### Step 4

The Host sends its public key to the ATM PIN:

The Host sends its Public Key ( $PK_{HOST}$ ) and associated Signature. The ATM PIN verifies the signature using  $PK_{SI}$  (or  $PK_{ROOT}$  in the Enhanced Remote Key Loading Scheme) and stores the key.

The XFS command used to import the host public key securely as described above is  
`WFS_CMD_PIN_IMPORT_RSA_PUBLIC_KEY`.

### Step 5

The ATM PIN receives its Master Key from the Host:

The Host encrypts the Master Key ( $K_M$ ) with  $PK_{ATM}$ . A signature for this is then created using  $SK_{HOST}$ . The ATM PIN will then validate the signature using  $PK_{HOST}$  and then obtain the master key by decrypting using  $SK_{ATM}$ .

The XFS commands used to exchange master symmetric keys as described above are:

- WFS\_CMD\_PIN\_START\_KEY\_EXCHANGE
- WFS\_CMD\_PIN\_IMPORT\_RSA\_SIGNED\_DES\_KEY

Step 6 – Alternative including random number

The host requests the ATM PIN to begin the DES key transfer process and generate a random number.

The Host encrypts the Master Key ( $K_M$ ) with  $PK_{ATM}$ . A signature for the random number and encrypted key is then created using  $SK_{HOST}$ .

The ATM PIN will then validate the signature using  $PK_{HOST}$ , verify the random number and then obtain the master key by decrypting using  $SK_{ATM}$ .

The XFS commands used to exchange master symmetric keys as described above are:

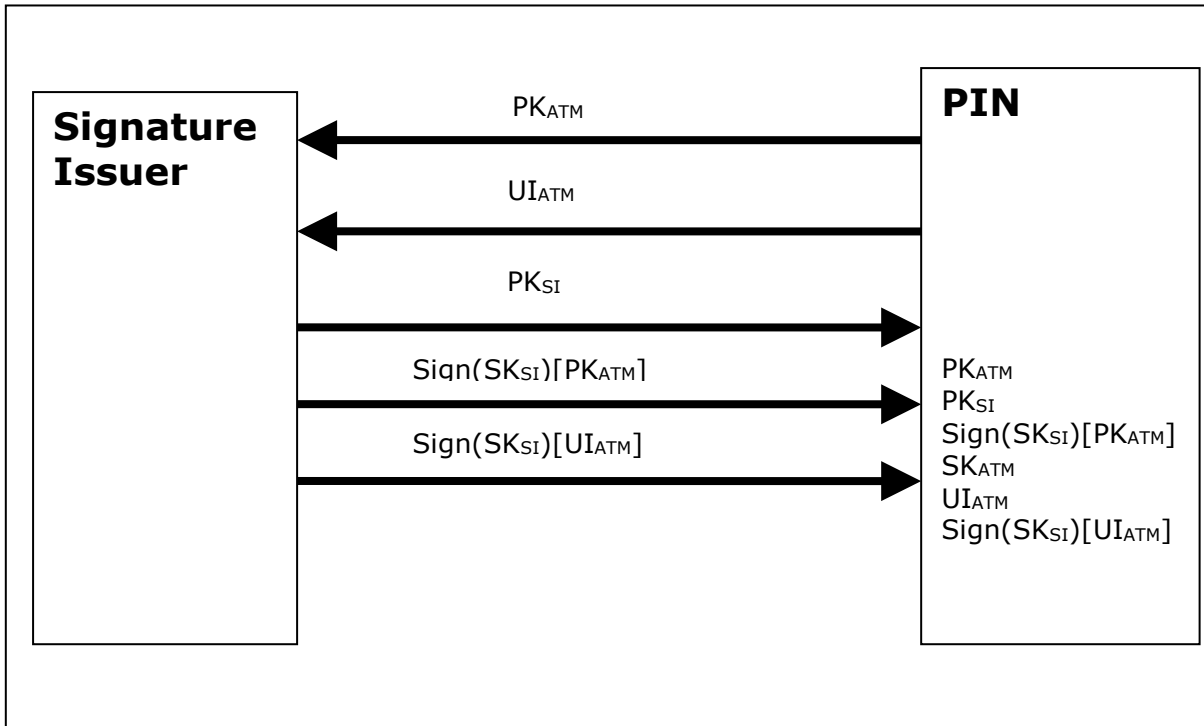
- WFS\_CMD\_PIN\_START\_KEY\_EXCHANGE
- WFS\_CMD\_PIN\_IMPORT\_RSA\_SIGNED\_DES\_KEY

The following diagrams summaries the key exchange process described above:

### 8.1.3 Initialization Phase – Signature Issuer and ATM PIN

---

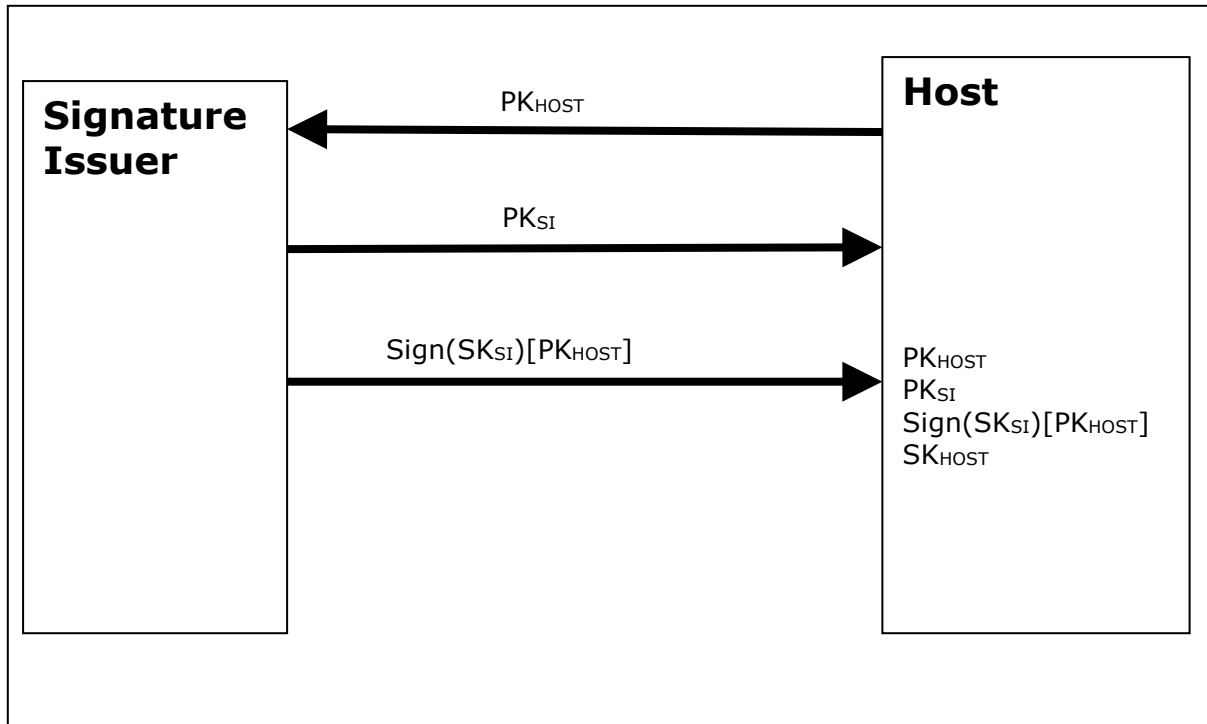
This would typically occur in a secure manufacturing environment.



### 8.1.4 Initialization Phase – Signature Issuer and Host

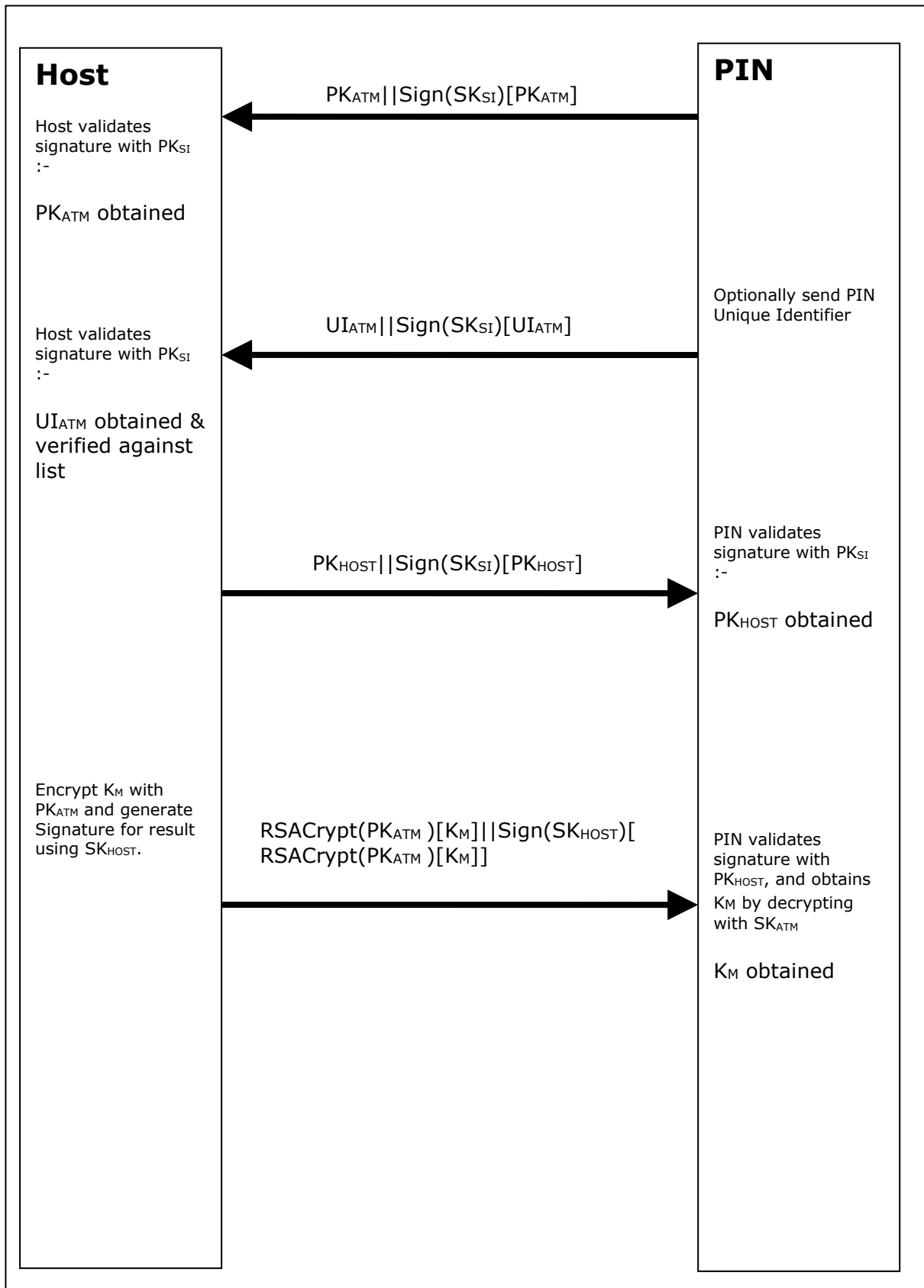
---

This would typically occur in a secure offline environment.



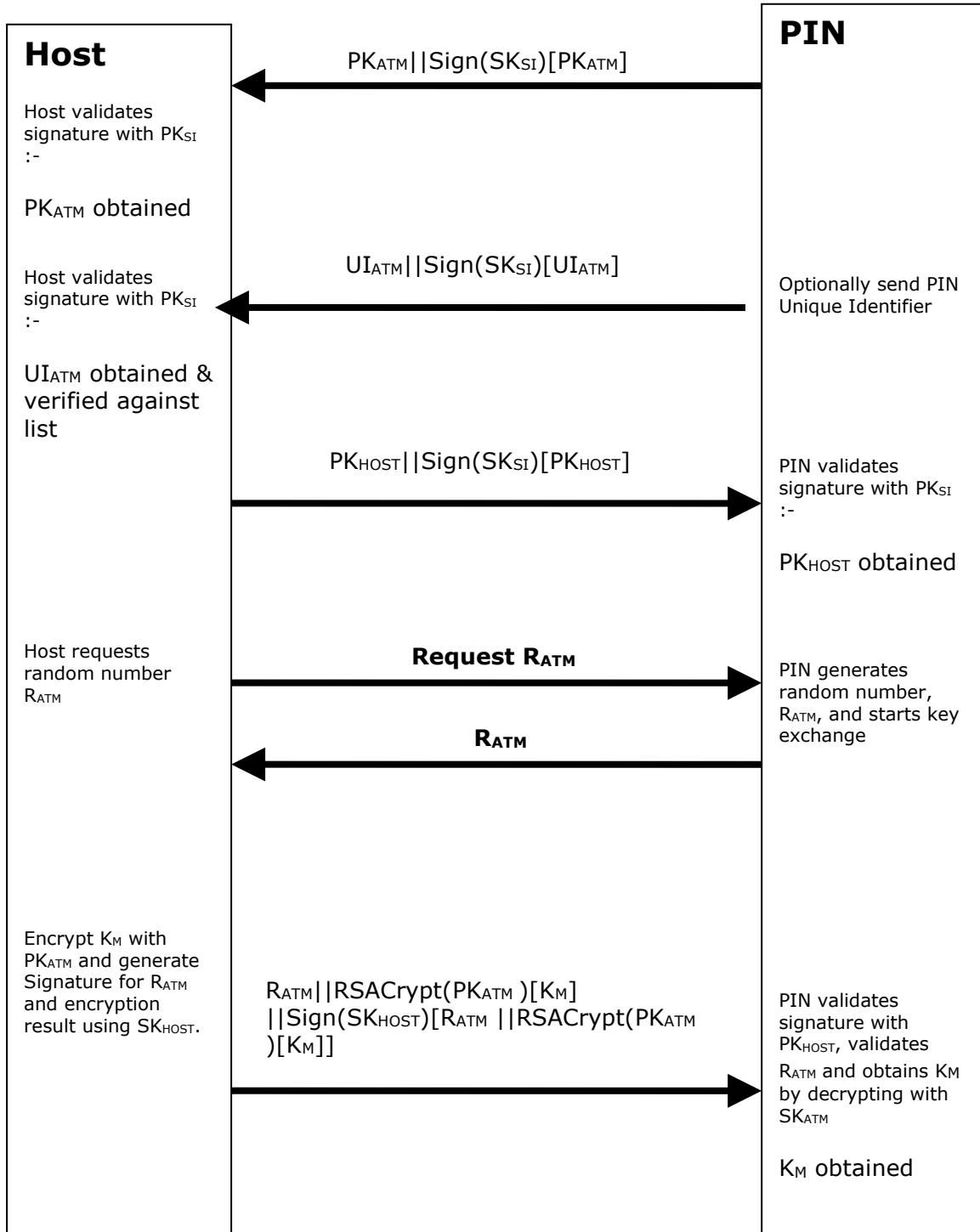
### 8.1.5 Key Exchange – Host and ATM PIN

This following is a typical interaction for the exchange of the initial symmetric master key in a typical ATM Network. The following is the recommended sequence of interchanges.



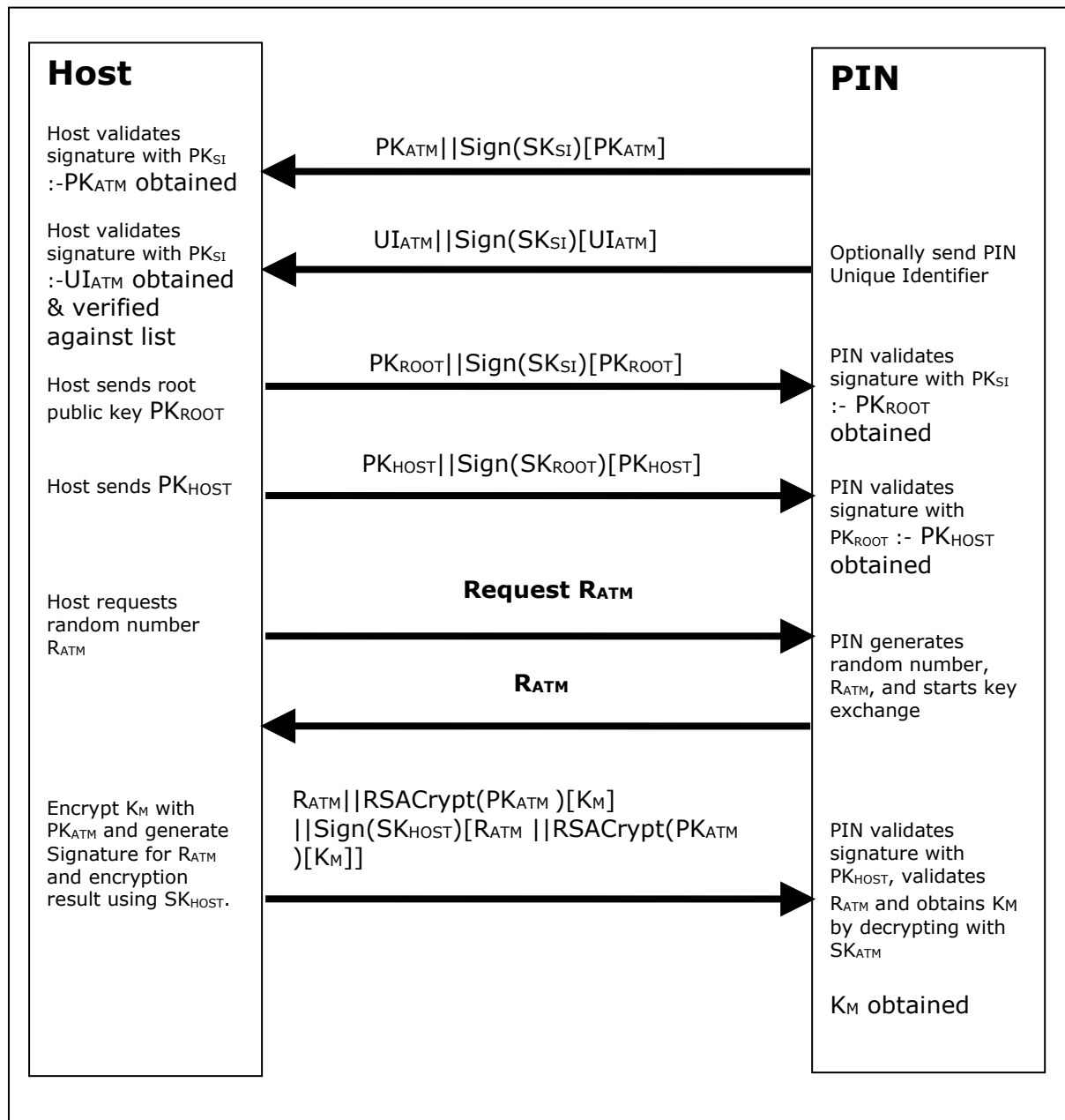
### 8.1.6 Key Exchange (with random number) – Host and ATM PIN

This following is a typical interaction for the exchange of the initial symmetric master key when the PIN device and Service Provider supports the WFS\_CMD\_PIN\_START\_KEY\_EXCHANGE command.



### 8.1.7 Enhanced RKL, Key Exchange (with random number) – Host and ATM PIN

This following is a typical interaction for the exchange of the initial symmetric master key when the PIN device and Service Provider supports the Enhanced Signature Remote Key Loading scheme.





### 8.1.8 Default Keys and Security Item loaded during manufacture

---

Several keys and a security item which are mandatory for the 2 party/Signature authentication scheme are installed during manufacture. These items are given fixed names so multi-vendor applications can be developed without the need for vendor specific configuration tools.

Item Name	Item Type	Signed by	Description
“_SigIssuerVendor”	Public Key	N/A	The public key of the signature issuer, i.e. PK <sub>SI</sub>
“_EPPCryptKey”	Public/Private key-pair	The private key associated with _SigIssuerVendor	The key-pair used to encrypt and decrypt the symmetric key, i.e. SK <sub>ATM</sub> and PK <sub>ATM</sub> . The public key is used for encryption by the host and the private for decryption by the EPP.

In addition the following optional keys can be loaded during manufacture.

Item Name	Item Type	Signed by	Description
“_EPPSignKey”	Public/Private key-pair	The private key associated with _SigIssuerVendor	A key-pair where the private key is used to sign data, e.g. other generated key pairs.

## 8.2 Remote Key Loading Using Certificates

The following sections demonstrate the proper usage of the CEN PIN interface to accomplish Remote Key Loading using Certificates. Beginning with Section 8.2.5, there are sequence diagrams to demonstrate how the CEN PIN interface can be used to complete each of the TR34 operations.

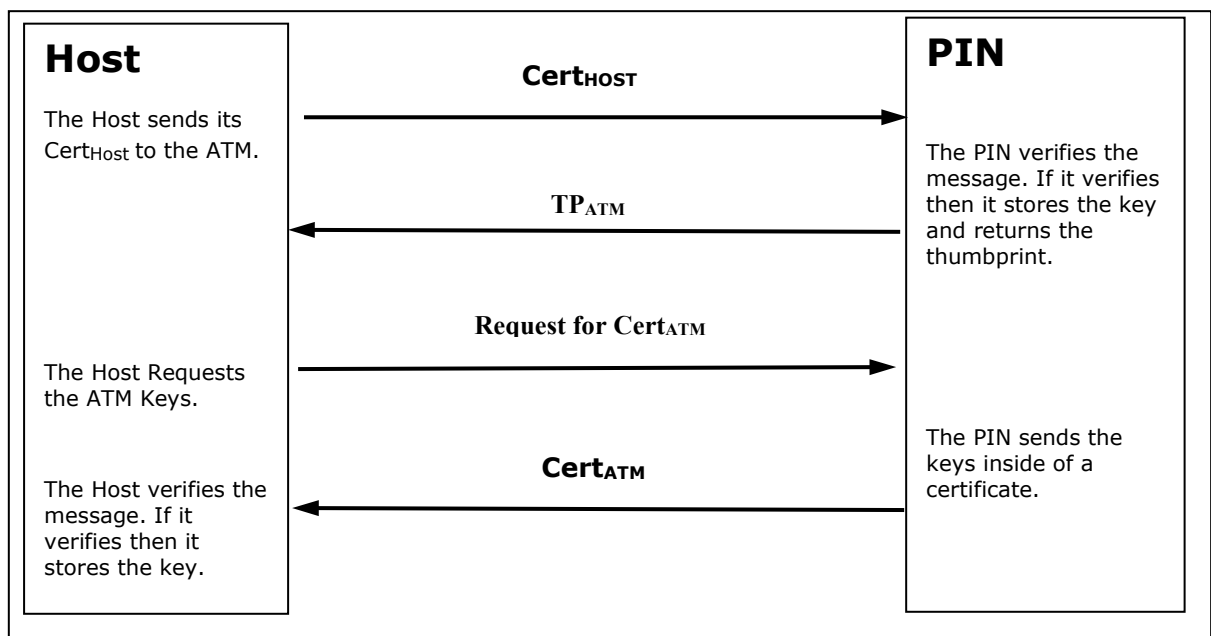
### 8.2.1 Certificate Exchange and Authentication

In summary, both end points, the ATM and the Host, inform each other of their Public Keys. This information is then used to securely send the PIN device Master Key to the ATM. A trusted third party, Certificate Authority (or a HOST if it becomes the new CA), is used to generate the certificates for the Public Keys of each end point, ensuring their validity. NOTE: The WFS\_CMD\_PIN\_LOAD\_CERTIFICATE and WFS\_CMD\_PIN\_GET\_CERTIFICATE do not necessarily need to be called in the order below. This way though is the recommend way.

The following flow is how the exchange authentication takes place:

- WFS\_CMD\_PIN\_LOAD\_CERTIFICATE is called. In this message contains the host certificate, which has been signed by the trusted CA. The encryptor uses the Public Key of the CA (loaded at the time of production) to verify the validity of the certificate. If the certificate is valid, the encryptor stores the HOST's Public Verification Key.
- Next, WFS\_CMD\_PIN\_GET\_CERTIFICATE is called. The encryptor then sends a message that contains a certificate, which is signed by the CA and is sent to the HOST. The HOST uses the Public Key from the CA to verify the certificate. If valid then the HOST stores the encryptor's verification or encryption key (primary or secondary this depends on the state of the encryptor).

The following diagram shows how the Host and ATM Load and Get each other's information to make Remote Key Loading possible:



## 8.2.2 Remote Key Exchange

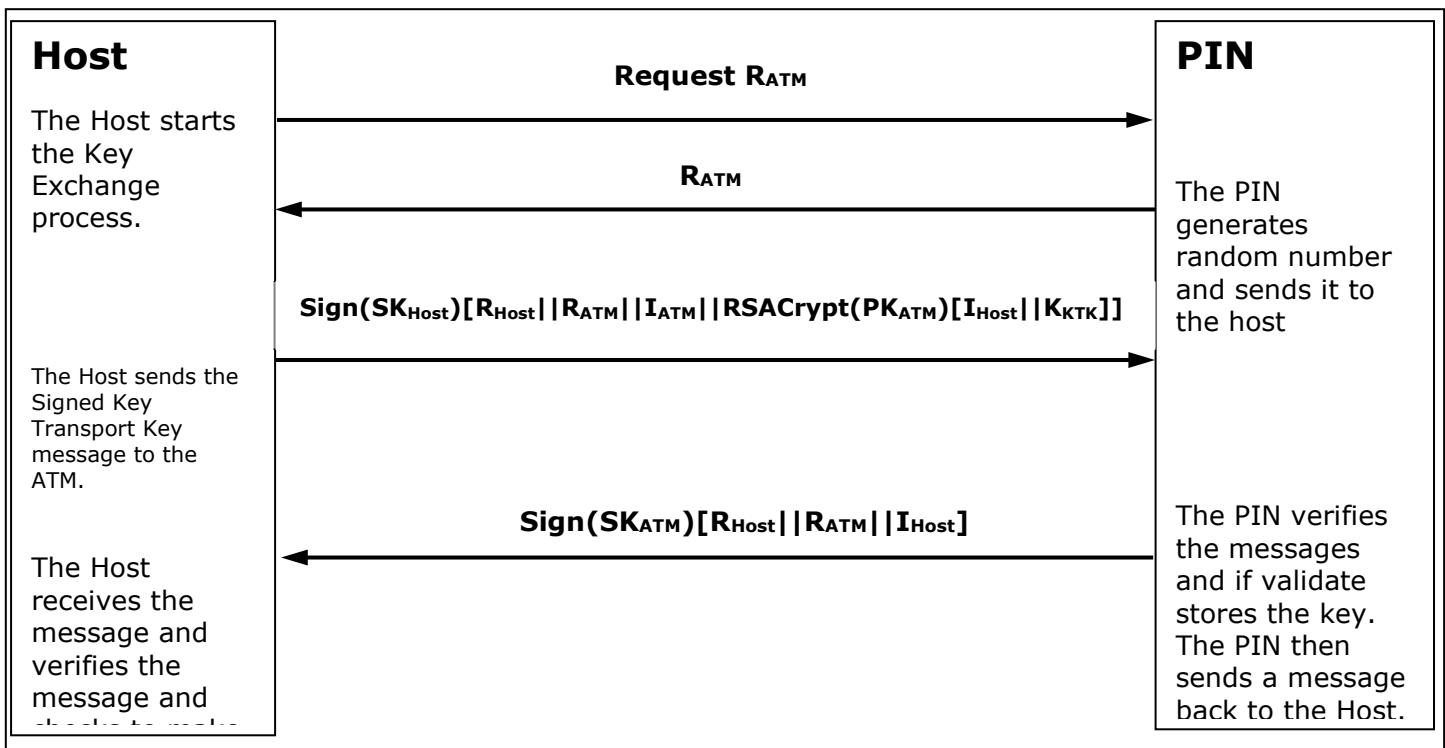
After the above has been completed, the HOST is ready to load the key into the encryptor. The following is done to complete this and the application must complete the Remote Key Exchange in this order:

1. First, the WFS\_CMD\_PIN\_START\_KEY\_EXCHANGE is called. This returns  $R_{ATM}$  from the encryptor to be used in the authenticating the WFS\_CMD\_PIN\_IMPORT\_RSA\_ENCIPHERED\_PKCS7\_KEY message.
2. Next, WFS\_CMD\_PIN\_IMPORT\_RSA\_ENCIPHERED\_PKCS7\_KEY is called. This command sends down the KTK to the encryptor. The following items below show how this is accomplished.
  - a) HOST has obtained a Key Transport Key and wants to transfer it to the encryptor. HOST constructs a key block containing an identifier of the HOST,  $I_{HOST}$ , and the key,  $K_{KTK}$ , and enciphers the block, using the encryptor's Public Encryption Key from the WFS\_CMD\_PIN\_GET\_CERTIFICATE command.
  - b) After completing the above, the HOST generates random data and builds the outer message containing the random number of the host,  $R_{HOST}$ , the random number of the encryptor returned in the WFS\_CMD\_PIN\_START\_KEY\_EXCHANGE command,  $R_{ATM}$ , the identifier of the encryptor,  $I_{ENC}$ , and the enciphered key block. The HOST signs the whole block using its private signature key and sends the message down to the encryptor.

The encryptor then verifies the HOST's signature on the message by using the HOST's Public Verification Key. Then the encryptor checks the identifier and the random number of the encryptor passed in the message to make sure that the encryptor is talking to the right HOST. The encryptor then decipheres the enciphered block using its private verification key. After the message has been deciphered, the encryptor checks the Identifier of the HOST. Finally, if everything checks out to this point the encryptor will load the Key Transport Key. NOTE: If one step of this verification occurs the encryptor will return the proper error to the HOST.

- c) After the Key Transport Key has been accepted, the encryptor constructs a message that contains the random number of the host, the random number of the encryptor and the HOST identifier all signed by the private signature key of the encryptor. This message is sent to the host.
- d) The HOST verifies the message sent from the encryptor by using the ATM's public verification key. The HOST then checks the identifier of the host and then compares the identifier in the message with the one stored in the HOST. Then checks the random number sent in the message and to the one stored in the HOST. The HOST finally checks the encryptor's random number with the one received in received in the WFS\_CMD\_PIN\_START\_KEY\_EXCHANGE command.

The following diagram below shows how the Host and ATM transmit the Key Transport Key.

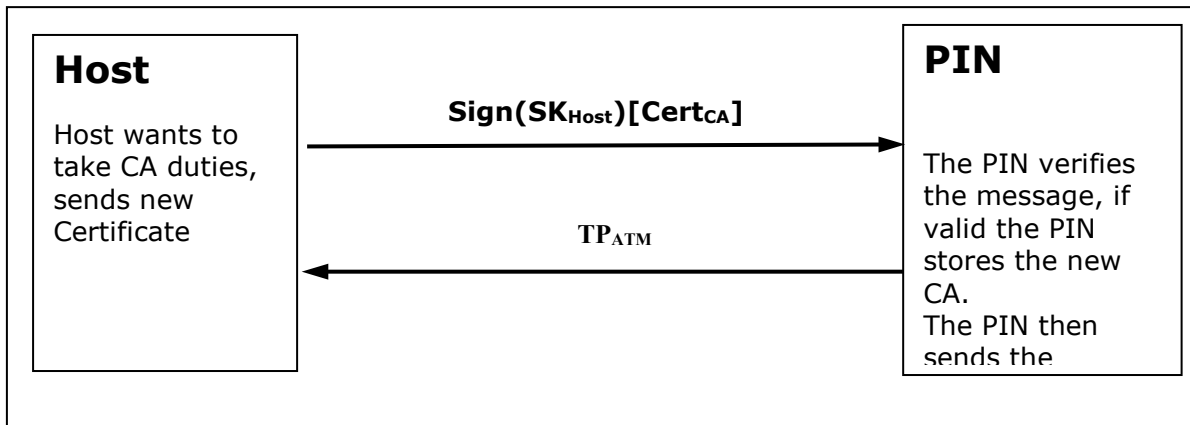


### 8.2.3 Replace Certificate

---

After the key is been loaded into the encryptor, the following could be completed:

- (Optional) WFS\_CMD\_PIN\_REPLACE\_CERTIFICATE. This is called by entity that would like to take over the job of being the CA. The new CA requests a Certificate from the previous Certificate Authority. The HOST must over-sign the message to take over the role of the CA to ensure that the encryptor accepts the new Certificate Authority. The HOST sends the message to the encryptor. The encryptor uses the HOST's Public Verification Key to verify the HOST's signature. The encryptor uses the previous CA's Public Verification Key to verify the signature on the new Certificate sent down in the message. If valid, the EPP stores the new CA's certificate and uses the new CA's Public Verification Key as its new CA verification key. The diagram below shows how the Host and the ATM communicate to load the new CA.



## 8.2.4 Primary and Secondary Certificates

---

Primary and Secondary Certificates for both the Public Verification Key and Public Encipherment Key are pre-loaded into the encryptor. Primary Certificates will be used until told otherwise by the HOST via the WFS\_CMD\_PIN\_LOAD\_CERTIFICATE or WFS\_CMD\_PIN\_REPLACE\_CERTIFICATE commands. This change in state will be specified in the PKCS #7 message of the WFS\_CMD\_PIN\_LOAD\_CERTIFICATE or WFS\_CMD\_PIN\_REPLACE\_CERTIFICATE commands. The reason why the HOST would want to change states is because the HOST thinks that the Primary Certificates have been compromised.

After the HOST tells the encryptor to shift to the secondary certificate state, only Secondary Certificates can be used. The encryptor will no longer be able to go back to the Primary State and any attempts from the HOST to get or load a Primary Certificate will return an error. When either Primary or Secondary certificates are compromised it is up to the vendor on how the encryptor should be handled with the manufacturer.

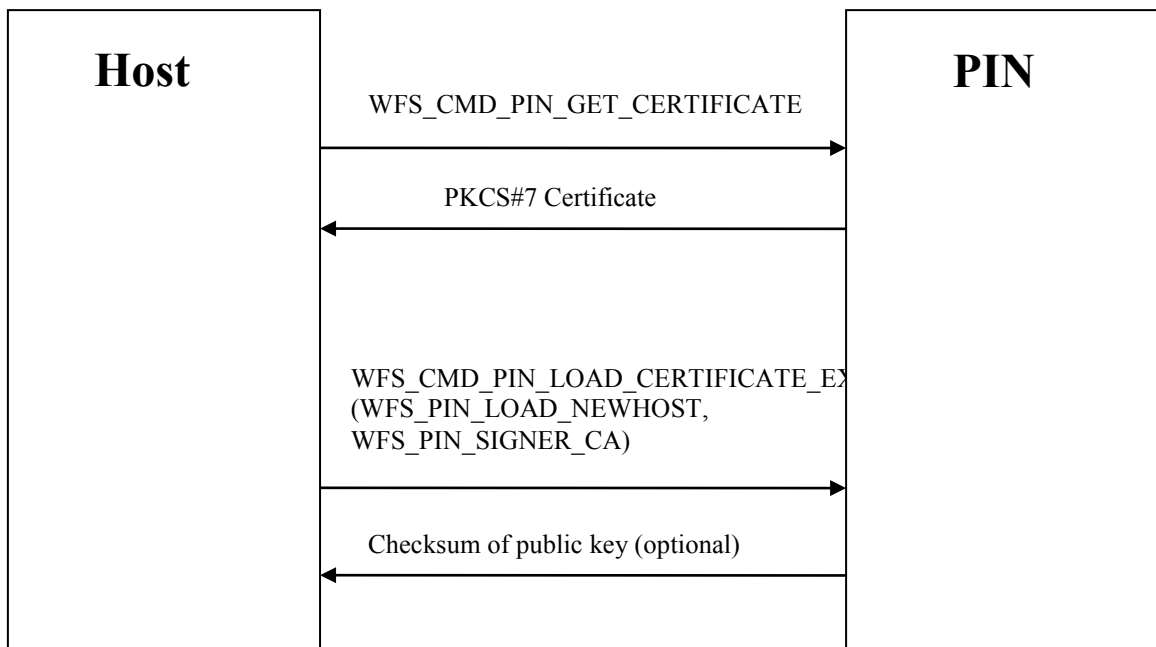
### 8.2.5 TR34 BIND To Host

---

This section defines the command to use when transferring a TR34 BIND token as defined in X9 TR34-2012 [Ref. 42].

This step is a pre-requisite for all other TR34 operations. The PIN device must be bound to a host before any other TR34 operation will succeed.

It is recommended that the encryption certificate retrieved during this process is stored for future use otherwise it will need to be requested prior to every operation.



## 8.2.6 TR34 Key Transport

---

There are two mechanisms that can be used to transport symmetric keys under TR34; these are the One Pass and Two Pass protocols. The use of CEN commands for these two protocols are shown in the following sections.

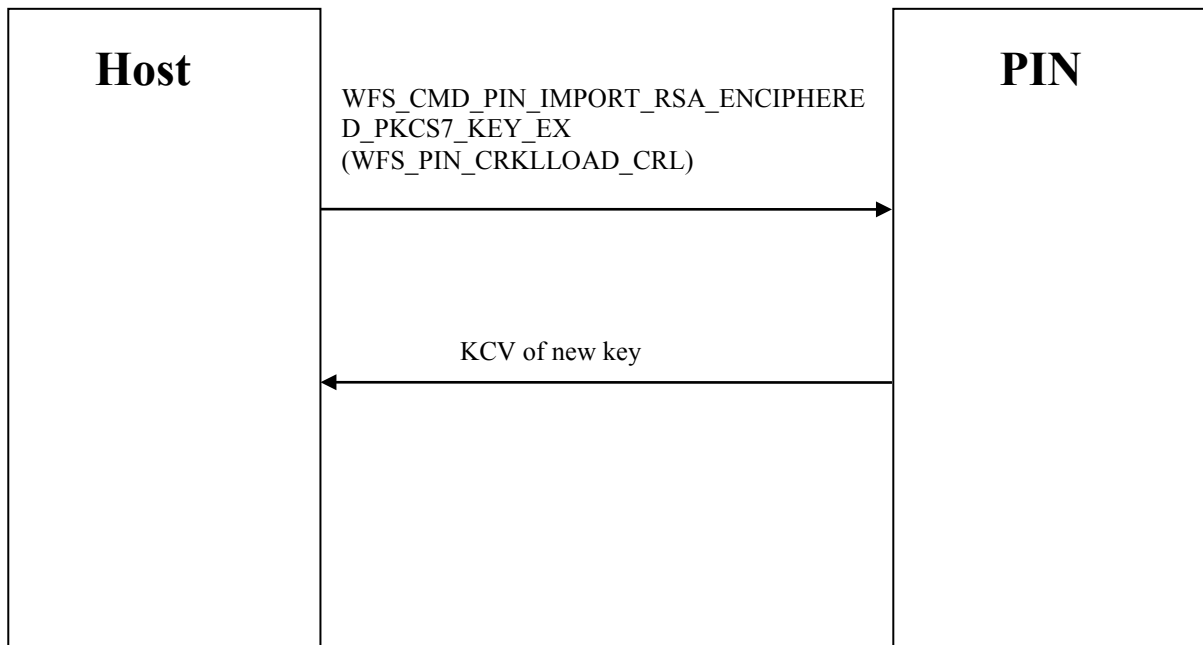
*NOTE: Refer to `dwCRKLLoadOptions` in the `WFS_INF_PIN_CAPABILITIES` output structure for an indication of whether the PIN device supports one-pass and/or two-pass protocols.*

### 8.2.6.1 One Pass

---

This section defines the command to use when transferring a TR34 KEY token (1-pass) as defined in X9 TR34-2012 [Ref. 42].

Pre-condition: A successful BIND command has completed such that the PIN device is bound to the host.

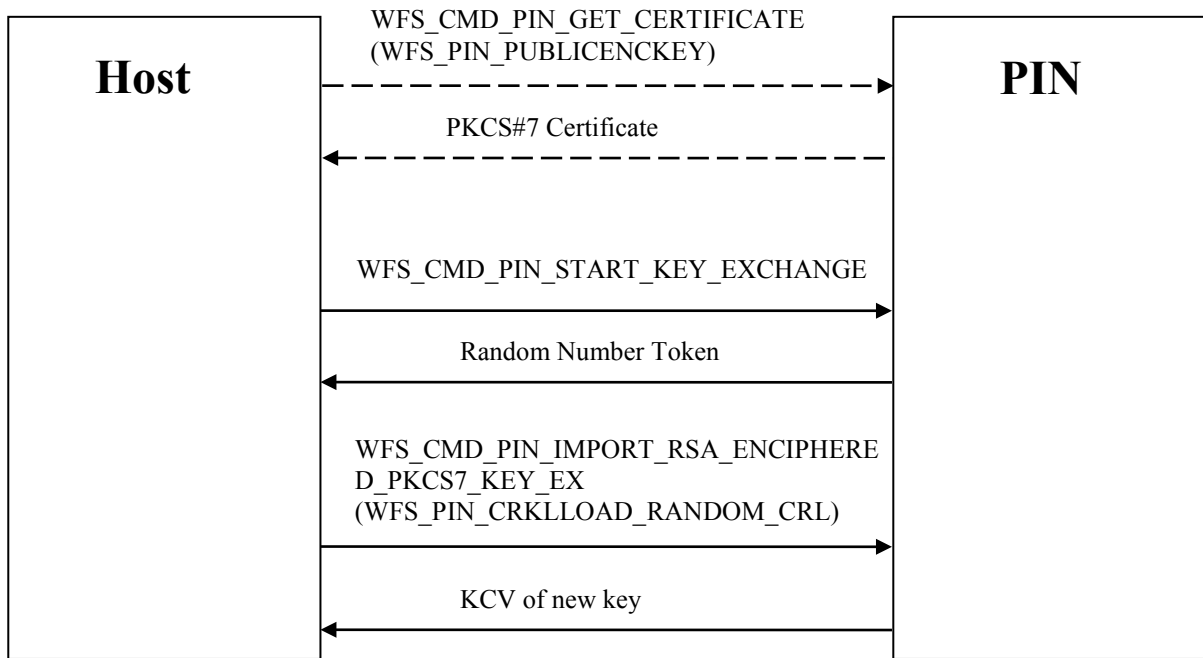


8.2.6.2 Two Pass

---

This section defines the command to use when transferring a TR34 KEY token (2-pass) as defined in reference [n].

Pre-condition: A successful BIND command has completed such that the PIN device is bound to the host.



---

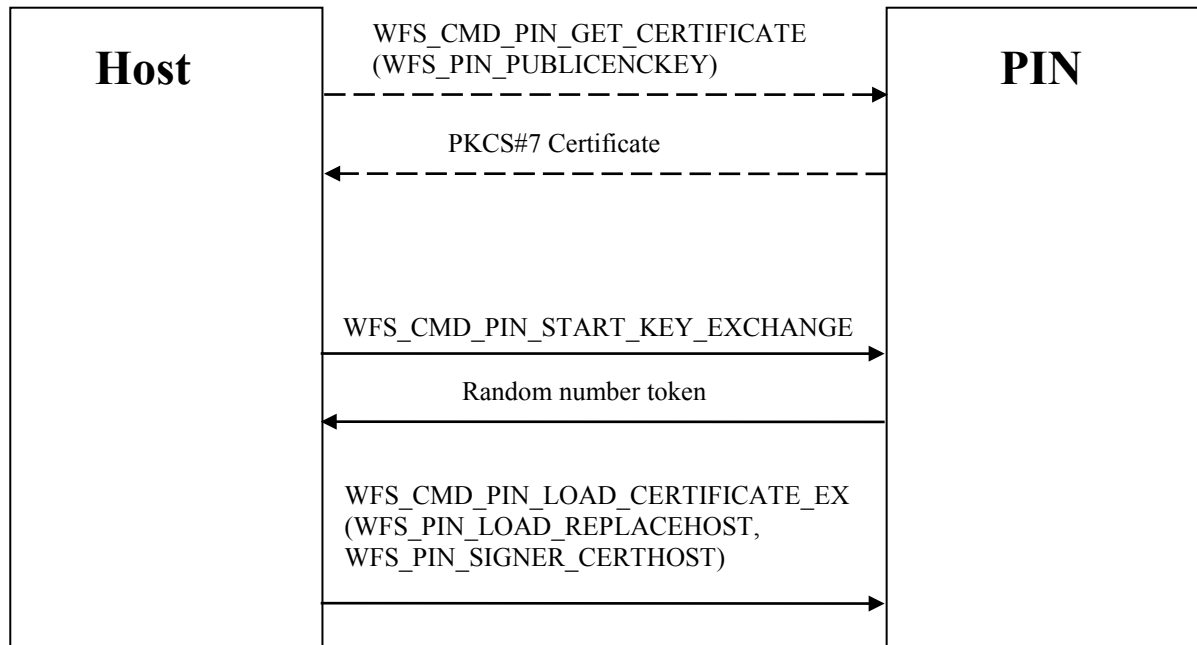
NB: Dotted lines represent commands that are only required if the PIN device encryption certificate has not been previously stored by the host.



## 8.2.7 TR34 REBIND To New Host

This section defines the command to use when transferring a TR34 REBIND token as defined in X9 TR34-2012 [Ref. 42].

Pre-condition: A successful BIND command has completed such that the PIN device is bound to the host.



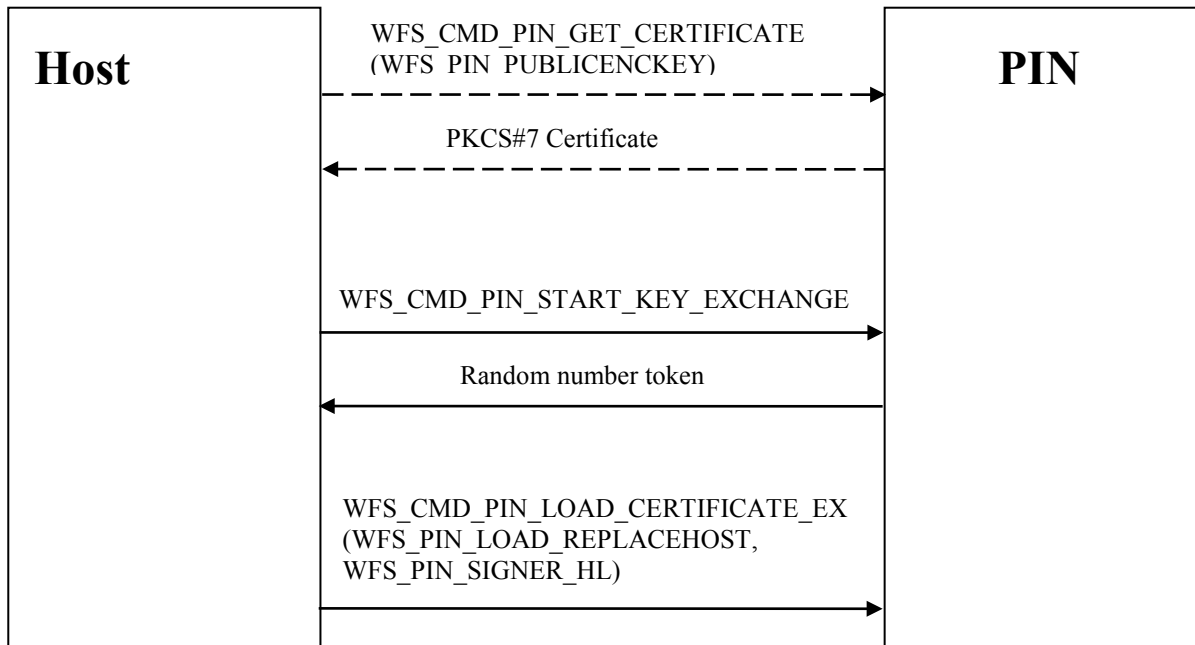
NB: Dotted lines represent commands that are only required if the PIN device encryption certificate has not been previously stored by the host.

## 8.2.8 TR34 Force REBIND To New Host

---

This section defines the command to use when transferring a TR34 Force REBIND token as defined in X9 TR34-2012 [Ref. 42].

Pre-condition: A successful BIND command has completed such that the PIN device is bound to the host.



NB:

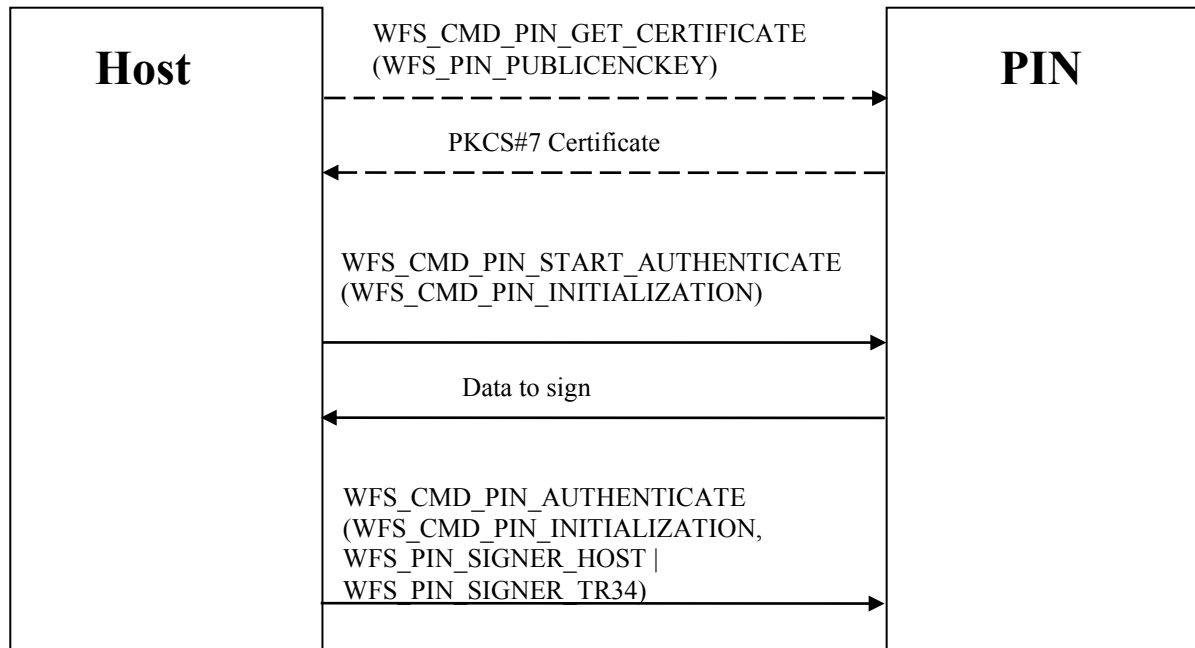
Dotted lines represent commands that are only required if the PIN device encryption certificate has not been previously stored by the host.

Although the random number token is requested as part of this operation, it is discarded by the host and is not actually used in the Force Rebind token.

## 8.2.9 TR34 UNBIND From Host

This section defines the command to use when transferring a TR34 UNBIND token as defined in X9 TR34-2012 [Ref. 42].

Pre-condition: A successful BIND command has completed such that the PIN device is bound to the host.



NB:

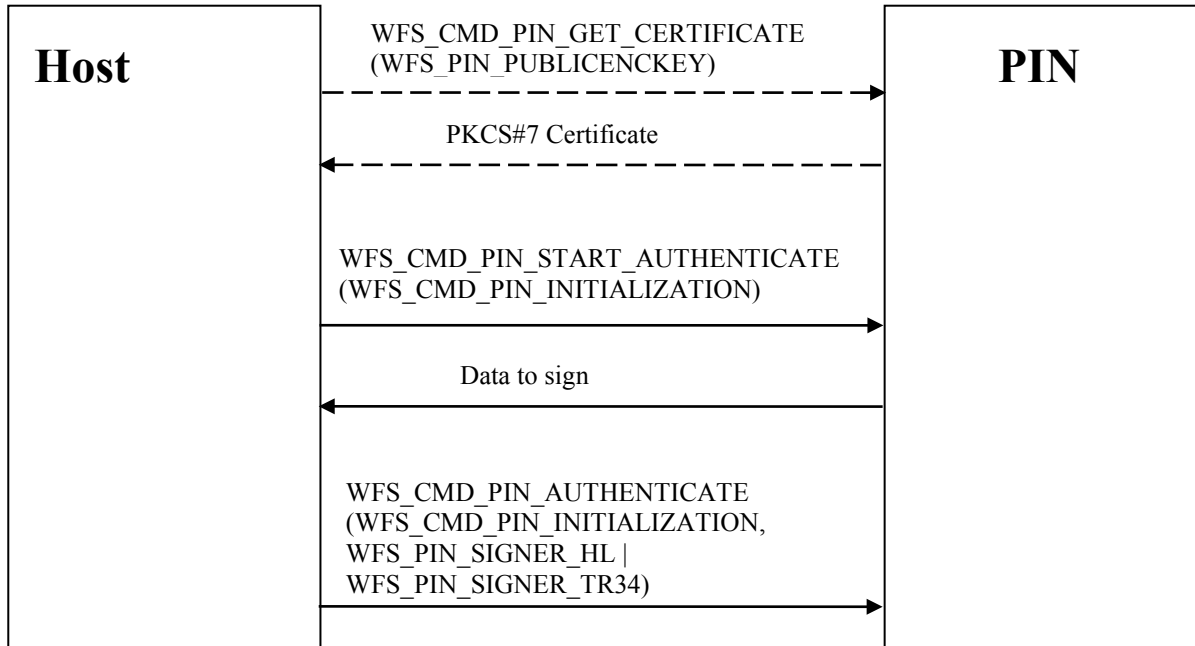
Dotted lines represent commands that are only required if the PIN device encryption certificate has not been previously stored by the host.

### 8.2.10 TR34 Force UNBIND From Host

---

This section defines the command to use when transferring a TR34 Force UNBIND token as defined in X9 TR34-2012 [Ref. 42].

Pre-condition: A successful BIND command has completed such that the PIN device is bound to the host.



NB:

Dotted lines represent commands that are only required if the PIN device encryption certificate has not been previously stored by the host.

Although the random number token is requested as part of this operation, it is discarded by the host and is not actually used in the Force Unbind token.

### 8.3 German ZKA GeldKarte (Deutsche Kreditwirtschaft)

---

The PIN service is able to handle the German "Geldkarte", which is an electronic purse specified by the DK (Deutsche Kreditwirtschaft) formerly known as the ZKA (Zentraler Kreditausschuß) protocol.

For anyone attempting to write an application that handles this type of chip card, it is essential to read and understand the ZKA specifications see [Ref 17], [Ref 6] and [Ref 7].

#### 8.3.1 How to use the SECURE\_MSG commands

---

This is to describe how an application should use the WFS\_CMD\_PIN\_SECURE\_MSG\_SEND and WFS\_CMD\_PIN\_SECURE\_MSG\_RECEIVE commands for transactions involving chipcards with a German ZKA GeldKarte chip.

- Applications must call SECURE\_MSG\_SEND for every command they send to the chip or to a host system, including those commands that do not actually require secure messaging. This enables the Service Provider to remember security-relevant data that may be needed or checked later in the transaction.
- Applications must pass a complete message as input to SECURE\_MSG\_SEND, with all fields - including those that will be filled by the Service Provider - being present in the correct length. All fields that are not filled by the Service Provider must be filled with the ultimate values in order to enable MACing by the Service Provider.
- Every command SECURE\_MSG\_SEND that an application issues must be followed by exactly one command SECURE\_MSG\_RECEIVE that informs the Service Provider about the response from the chip or host. If no response is received (timeout or communication failure) the application must issue a SECURE\_MSG\_RECEIVE command with *lpSecMsgIn->lpbMsg* = NULL to inform the Service Provider about this fact.
- If a system is restarted after a SECURE\_MSG\_SEND was issued to the Service Provider but before the SECURE\_MSG\_RECEIVE was issued, the restart has the same effect as a SECURE\_MSG\_RECEIVE command with *lpSecMsgIn->lpbMsg* = NULL.
- Between a SECURE\_MSG\_SEND and the corresponding SECURE\_MSG\_RECEIVE no SECURE\_MSG\_SEND with the same *lpSecMsgIn->wProtocol* must be issued. Other WFS\_CMD\_PIN... commands – including SECURE\_MSG\_SEND / RECEIVE with different *wProtocol* – may be used.

### 8.3.2 Protocol WFS\_PIN\_PROTISOAS

---

This protocol handles ISO8583 messages between an ATM and an authorization system (AS).

Only messages in the new ISO format, with new PAC/MAC-format using session keys and Triple-DES are supported.

Authorization messages may be used to dispense the amount authorized in cash or to load the amount into an electronic purse (GeldKarte).

For loading a GeldKarte the only type of authorization supported is a transaction originating from track 3 of a German ec-card (message types 0200/0210 for authorization and 0400/0410 for reversal).

For dispensing cash, transactions originating from international cards (message types 0100/0110 and 0400/0410) are supported as well.

The following bitmap positions are filled by the Service Provider:

- BMP11 - Trace-Nummer
- BMP52 - PAC
- BMP57 - Verschlüsselungsparameter (only the challenge values  $RND_{MES}$  and  $RND_{PAC}$ )
- BMP64 - MAC

These bitmaps have to be present and the corresponding flag has to be set in the primary bitmap when the ISO message is passed to the HSM.

The following bitmap positions are checked by the Service Provider and have to be filled by the application:

- Nachrichtentyp
- BMP3 - Abwicklungskennzeichen (only for GeldKarte, not for cash)
- BMP4 - Transaktionsbetrag (only for GeldKarte, not for cash)
- BMP41 - Terminal-ID
- BMP42 - Betreiber-BLZ

For additional documentation of authorization messages see [Ref. 27] – [Ref. 30].

### 8.3.3 Protocol WFS\_PIN\_PROTISOLZ

---

This protocol handles ISO8583 messages between a „Ladeterminale" and a „Ladezentrale" (LZ).

Only messages in the new ISO format, with new MAC-format using session keys and Triple-DES are supported.

Both types of GeldKarte chip (type 0 = DEM, type 1 = EUR) are supported.

The following bitmap positions are filled by the Service Provider:

- BMP11: Trace-Nummer
- BMP57: Verschlüsselungsparameter (only the challenge value RNDMES)
- BMP64: MAC

These bitmaps have to be present and the corresponding flag has to be set in the primary bitmap when the ISO message is passed to the HSM.

The following bitmap positions are checked by the Service Provider and have to be filled by the application:

- Nachrichtentyp
- BMP3: Abwicklungskennzeichen
- BMP4: Transaktionsbetrag
- BMP12: Uhrzeit
- BMP13: Datum
- BMP25: Konditionscode
- BMP41: Terminal-ID
- BMP42: Betreiber-BLZ (caution: "Ladeentgelt" also in BMP42 is not set by the EPP)
- BMP61: Online-Zeitpunkt
- BMP62: Chipdaten

The following bitmap positions are only checked if they are available:

- BMP43: Standort
- BMP60: Kontodaten Ladeterminale

For a documentation of the Ladezentrale interface see [Ref. 31].

### **8.3.4 Protocol WFS\_PIN\_PROTISOPS**

---

This protocol handles ISO8583 messages between a terminal and a "Personalisierungsstelle" (PS). These messages are about OPT.

The Service Provider creates the whole message with WFS\_CMD\_PIN\_SECURE\_MSG\_SEND, including message type and bitmap.

For a documentation of the Personalisierungsstelle interface see [Ref. 7].



### 8.3.5 Protocol WFS\_PIN\_PROTCHIPZKA

---

This protocol is intended to handle messages between the application and a GeldKarte.

Both types of GeldKarte are supported.

Both types of load transactions ("Laden vom Kartenkonto" and "Laden gegen andere Zahlungsmittel") are supported.

See the chapter "Command Sequence" below for the actions that Service Providers take for the various chip card commands.

Only the command APDUs to and the response APDUs from the chip must be passed to the Service Provider, the ATR (answer to reset) data from the chip is not passed to the Service Provider.

For a documentation of the chip commands used to load a GeldKarte see [Ref. 31].

### **8.3.6 Protocol WFS\_PIN\_PROTRAWDATA**

---

This protocol is intended for vendor-specific purposes. Generally the use of this protocol is not recommended and should be restricted to issues that are impossible to handle otherwise.

For example a HSM that requires vendor-specific, cryptographically secured data formats for importing keys or terminal data may use this protocol.

Application programmers should be aware that the use of this command may prevent their applications from running on different hardware.

### 8.3.7 Protocol WFS\_PIN\_PROTPBM

---

This protocol handles host messages between a terminal and a host system, as specified by PBM protocol.

For documentation of this protocol see [Ref. 8] – [Ref. 13].

Some additions are defined to the PBM protocol in order to satisfy the German ZKA 3.0 PAC/MAC standard. See [Ref. 14].

The commands WFS\_CMD\_PIN\_SECURE\_MSG\_SEND and WFS\_CMD\_PIN\_SECURE\_MSG\_RECEIVE handle the PAC and MAC in the VARDATA 'K' or 'Q' subfield of transactions records and responses. The MAC in the traditional MACODE field is not affected.

In order to enable the Service Provider to understand the messages, the application must provide the messages according to the following rules:

- All alphanumeric fields must be coded in EBCDIC.
- Pre-Edit (padding and blank compression) must not be done by the application. The Service Provider will check the MACMODE field and will perform the pre-edit according to what the MACMODE field intends.
- In order to enable the Service Provider to find the vardata subfield 'K' or 'Q', it must be included in the message by the application, with the indicator 'K' or 'Q' and its length set.
- Because CARDDATA (track 2) and T3DATA (track 3) fields always take part in the MAC computation for a transaction record, these fields must be included in the message, even if they already have been sent to the host in a previous transaction record and the CI-Option SHORTREC prevents them from being sent again.

### 8.3.8 Protocol WFS\_PIN\_PROTHSMLDI

---

With this protocol an application can request information about the personalized OPT groups.

The information returned consists of personalization record like in BMP62 of an OPT response but without MAC.

Data format:

```
XX XX VV - group ID and version number (BCD format)
XX - number of LDIs within the group (BCD format)
...
first LDI of the group
...
last LDI of the group
XX XX VV - group ID and version number (BCD format)
...
etc. for several groups
```

Each LDI consists of:

```
NN          Number of the LDI
00          Alg. Code
LL          Length of the following data
XX...XX    data of the LDI
```

For each group ID the Service Provider must always return the standard LDI. LDI 01 must also be returned for groups AF XX VV. Further LDIs can be returned optionally.

### 8.3.9 Protocol WFS\_PIN\_PROTGENAS

---

This protocol provides the capability to create a PAC (encrypted PIN block) and to create and verify a MAC for a proprietary message. As the Service Provider does not know the message format, it cannot complete the message by adding security relevant fields like random values, PAC and MAC, like it does for the protocol WFS\_PIN\_PROTISOAS. Only the application is able to place these fields into the proper locations. Using this protocol, an application can generate the PAC and the random values in separate steps, adds them to the proprietary send-message, and finally lets the Service Provider generate the MAC. The generated MAC can then be added to the send-message as well.

For a received message, the application extracts the MAC and the associated random value and passes them along with the entire message data to the Service Provider for MAC verification.

PAC generation supports PIN block ISO-Format 0 and 1 for 3DES and ISO-Format 4 for AES.

Command description:

The first byte of field *lpbMsg* of WFSPINSECMMSG contains a subcommand, which is used to qualify the type of operation. The remaining bytes of the command data are depending on the value of the subcommand.

The following sub-commands are defined:

- **GeneratePAC 3DES (Code 0x01)**  
Returns the encrypted PIN block together with generation and version values of the Master Key and the PAC random value.
- **GetMACRandom 3DES (Code 0x02)**  
Returns the generation and version values of the Master Key and the MAC random value.
- **GenerateMAC 3DES (Code 0x03)**  
Returns the generated MAC for the message data passed in. Note that the MAC is generated for exactly the data that is presented (contents and sequence). Data that should not go into MAC calculation must not be passed in.
- **VerifyMAC 3DES (Code 0x04)**  
Generates a MAC for the data passed in and compares it with the provided MAC value. MAC random value, key generation and key version must be passed in separately.
- **Generate PAC AES (Code 0x05)**  
Returns the encrypted PIN block wrapped in the BMP110.2 (Dataset 01).
- **Get MAC Random AES (Code 0x06)**  
Returns the MAC random value wrapped in the BMP110.3 (Dataset 02).
- **Generate MAC AES (Code 0x07)**  
Returns the generated MAC for the message data passed in. Note that the MAC is generated for exactly the data that is presented (contents and sequence). Data that should not go into MAC calculation must not be passed in.  
Used algorithm is CMAC.
- **Verify MAC AES (Code 0x08)**  
Generates a MAC for the data passed in and compares it with the provided MAC value. The MAC data must be passed in as BMP110.3 (Dataset 02) in the format:  
08 (sub-command) + BMP110.3 + MAC + message to be verified.

Command/Message sequence:

Command WFS_CMD_PIN_	lpbMsg in lpbSecMsgIn	lpbMsg in lpbSecMsgOut	Service Provider's actions
SECURE_MSG_SEND	Byte 0: 0x01 (Generate PAC) Byte 1: format (0 or 1) Byte 2-9: ANF (Primary Account Number, if length is less than 12 digits, value must be left padded with binary 0, only applicable for format 0)	Byte 0: key generation Byte 1: key version Byte 2-17: PAC random Byte 18-25: PAC value (all values are binary values)	Generates a session key for PAC generation and finally the PAC itself. Determine generation and version values of Master-Key and return them along with the random value.
SECURE_MSG_SEND	Byte 0: 0x02 (Get MAC Random)	Byte 0: key generation Byte 1: key version Byte 2-17: MAC random (all values are binary values)	Generates a session key for MAC generation (see next step below) Determine generation and version values of Master-Key and return them along with the random value
SECURE_MSG_SEND	Byte 0: 0x03 (Generate MAC) Byte 1-n: Message to be mac'ed (all values are binary values)	Byte 0-7: generated MAC (binary value)	Generates MAC over bytes 1-n of the inbound message using the session key created in the previous step.
SECURE_MSG_RECEIVE	Byte 0: 0x04 (Verify MAC) Byte 1: key generation Byte 2: key version Byte 3-18: MAC random Byte 19-26: MAC Byte 27-n: Message to be verified (all values are binary values) NOTE: If no message has been received, this function must be called by omitting Bytes 1-n	N/a	Generates a session key using the Master key identified by key generation and version by using the random value passed in. Generates a MAC for the message data passed in and compare the resulting MAC with the MAC passed in.

Command WFS_CMD_PIN_	lpbMsg in lpbSecMsgIn	lpbMsg in lpbSecMsgOut	Service Provider's actions
SECURE_MSG_SEND	Byte 0: 0x05 (Generate PAC AES) Byte 1: format (4)	Byte 0: 01 Identification for Dataset 01 Byte 1-2: length of data Byte 3-n: data	Generates a session key for PAC generation and finally the PAC itself. Returned values are in the format of dataset 01 of BMP110
SECURE_MSG_SEND	Byte 0: 06 (Get MAC Random AES)	Byte 0: 02 Identification for Dataset 02 Byte 1-2: length of data Byte 3-n: data	Generates a session key for MAC generation (see next step below) Returned values are in the format of dataset 02 of BMP110
SECURE_MSG_SEND	Byte 0: 0x07 (Generate MAC AES) Byte 1-n: Message to be mac'ed (all values are binary values)	Byte 0-7: generated MAC (binary value)	Generates MAC over bytes 1-n of the inbound message using the session key created in the previous step.
SECURE_MSG_RECEIVE	Byte 0: 0x08 (Verify MAC AES) Byte 1-37: BMP110 Dataset 02 Byte 38-45: MAC Byte 46-n: Message to be verified (all values are binary values)	N/a	Generates a session key using the Master key identified by key generation and version by using the random value passed in. Generates a MAC for the message data passed in and compare the resulting MAC with the MAC passed in.

**Returns:**

The error code WFS\_ERR\_PIN\_FORMATINVALID is returned when:

- The subcommand in Byte 0 of *lpbMsg* for Execute Command WFS\_CMD\_PIN\_SECURE\_MSG\_SEND with protocol WFS\_PIN\_PROTGENAS is not 01, 02, 03, 05, 06 or 07.
- The subcommand in Byte 0 of *lpbMsg* for Execute Command WFS\_CMD\_PIN\_SECURE\_MSG\_RECEIVE with protocol WFS\_PIN\_PROTGENAS is not 04 or 08.
- The subcommand in Byte 0 of *lpbMsg* for Execute Command WFS\_CMD\_PIN\_SECURE\_MSG\_SEND with protocol WFS\_PIN\_PROTGENAS is 01 and Byte 1 is not 00 and not 01 (PIN block format is not ISO-0 and ISO-1).
- The subcommand in Byte 0 of *lpbMsg* for Execute Command WFS\_CMD\_PIN\_SECURE\_MSG\_SEND with protocol WFS\_PIN\_PROTGENAS is 05 and Byte 1 is not 04 (PIN block format is not ISO-4)
- The individual command data length for a subcommand is less than specified.

The error code WFS\_ERR\_PIN\_HSMSTATEINVALID is returned when:

- The subcommand in Byte 0 of *lpbMsg* for Execute Command WFS\_CMD\_PIN\_SECURE\_MSG\_SEND with protocol WFS\_PIN\_PROTGENAS is 03 (Generate MAC) without a preceding GetMACRandom (WFS\_CMD\_PIN\_SECURE\_MSG\_SEND with subcommand 02).
- The subcommand in Byte 0 of *lpbMsg* for Execute Command WFS\_CMD\_PIN\_SECURE\_MSG\_SEND with protocol WFS\_PIN\_PROTGENAS is 07 (Generate MAC) without a preceding GetMACRandom (WFS\_CMD\_PIN\_SECURE\_MSG\_SEND with subcommand 06).

The error code WFS\_ERR\_PIN\_MACINVALID is returned when:

- The subcommand in Byte 0 of *lpbMsg* for Execute Command WFS\_CMD\_PIN\_SECURE\_MSG\_RECEIVE with protocol WFS\_PIN\_PROTGENAS is 04 (Verify MAC) and the MACs did not match.

The error code WFS\_ERR\_PIN\_KEYNOTFOUND is returned when:

## CWA 16926-65:2020 (E)

- The subcommand in Byte 0 of *lpbMsg* for Execute Command WFS\_CMD\_PIN\_SECURE\_MSG\_SEND with protocol WFS\_PIN\_PROTGENAS is 01 or 05 (Generate PAC) and the Service Provider does not find a master key.
- The subcommand in Byte 0 of *lpbMsg* for Execute Command WFS\_CMD\_PIN\_SECURE\_MSG\_SEND with protocol WFS\_PIN\_PROTGENAS is 02 or 06 (Get MAC Random) and the Service Provider does not find a master key.
- The subcommand in Byte 0 of *lpbMsg* for Execute Command WFS\_CMD\_PIN\_SECURE\_MSG\_RECEIVE with protocol WFS\_PIN\_PROTGENAS is 04 or 08 (Verify MAC) and the Service Provider does not find a key for the provided key generation and key version values.

The error code WFS\_ERR\_PIN\_NOPIN is returned when:

- The subcommand in Byte 0 of *lpbMsg* for Execute Command WFS\_CMD\_PIN\_SECURE\_MSG\_SEND with protocol WFS\_PIN\_PROTGENAS is 01 or 05 (Generate PAC) and no PIN or insufficient PIN-digits have been entered.



### 8.3.10 Protocol WFS\_PIN\_PROTCHIPINCHG

---

This protocol is intended to handle messages exchanged between the PIN pad and a GeldKarte, which are all related to the PIN change transaction.

Only Type-1-GeldKarte is supported, because the former Type-0-GeldKarte will no longer be used as it was a dedicated Deutsche Mark electronic purse only. The Type-1-GeldKarte is used for Euro currency.

The transaction types supported are:

- PIN-Activation („PIN-Aktivierung“)
- PIN-Activation after Failure („PIN-Aktivierung nach Fehlerfall“)
- PIN-Change ("PIN-Änderung")

See the command sequence section below for the actions that Service Providers take for the various chip card commands.

Only the command APDUs to and the response APDUs from the chip must be passed to the Service Provider, the ATR (answer to reset) data from the chip is not passed to the Service Provider.

For the complete documentation of the chip commands used for PIN-Change see [Ref. 34].

### 8.3.11 Protocol WFS\_PIN\_PROTPINCMP

This simple protocol is used to perform a comparison of two PINs entered into the PIN Pad. In order to be able to compare the PINs, the first value must be temporarily stored while the second value is entered. The user will be prompted to enter the PIN twice. After the PIN has been entered for the first time, the PIN pad needs to store the PIN value into a temporary location. After the user has entered the PIN for the second time, the PIN pad has to compare both values.

This protocol consists of two subcommands. The first subcommand requests the PIN pad to save the PIN value entered by the WFS\_CMD\_PIN\_GET\_PIN command for subsequent comparison. The second subcommand forces the PIN pad to compare the PIN stored with the second value entered by the WFS\_CMD\_PIN\_GET\_PIN command. The status of the PIN comparison is returned in the output data.

See the command sequence section below for the actions that Service Providers take for this protocol.

#### 8.3.11.1 Use of WFS\_PIN\_PROTPINCMP with non-GeldKarte ZKA PIN Management

For use with the non-GeldKarte ZKA PIN compare function (see [Ref 37]) there are two more subcommands “start PIN compare” and “end PIN compare”. These have to be called before entry of the first PIN and after querying of the PAC to signal the end of the PIN comparison, respectively.

This is the command sequence for the non-GeldKarte transaction:

Flow	Command WFS_CMD_PIN_	wProtocol WFS_PIN_PROT	lpbMsg in lpbSecMsgIn	lpbMsg in lpbSecMsgOut	Service Provider's actions
<b>PIN Compare</b>					
Start PIN comparison	SECURE_MSG_SEND	PINCMP	Byte 0: 0x00 (Start PIN compare)		Prepare EPP for PIN comparison. Output data buffer length is zero.
<i>Let the user enter the new PIN for the first time.</i>	GET_PIN	n/a	n/a	n/a	PIN entry.
	SECURE_MSG_SEND	PINCMP	Byte 0: 0x01 (Save PIN)		Save the PIN value entered for subsequent compare. Output data buffer length is zero.
<i>Let the user enter the new PIN for the second time</i>	GET_PIN	n/a	n/a	n/a	PIN entry.
	SECURE_MSG_SEND	PINCMP	Byte 0: 0x02 (Compare PINs)	Byte 0: 0x00 when PIN does not match, and 0x01 when PIN does match.	Compare PIN values.
Get the PAC of the new PIN via WFS_PIN_PROTGENAS or WFS_PIN_PROTISOAS (as usual).					
End PIN comparison.	SECURE_MSG_SEND	PINCMP	Byte 0: 0xFF (End PIN compare)		All PIN buffers are cleared. Output data buffer length is zero.

Please note that no other PIN commands apart from WFS\_CMD\_PIN\_GET\_PIN and WFS\_CMD\_PIN\_SECURE\_MSG\_SEND as specified above are allowed inside a start / end PIN compare flow, with the exception of creating the PAC for the old PIN. While the old PIN always has to be entered (using WFS\_CMD\_PIN\_GET\_PIN) **before** the “Start PIN Compare”, the PAC for the old PIN **may** be created (using WFS\_CMD\_PIN\_SECURE\_MSG\_SEND with wProtocol=WFS\_PIN\_PROTGENAS) **after** the “Start PIN Compare” if (enforced by the host protocol) the same session key SK\_PAC has to be used for encrypting both the old and the new PIN.

### 8.3.12 Protocol WFS\_PIN\_PROTISOPINCHG

---

This protocol handles ISO8583 messages between an ATM and an authorization system (AS) related to the transactions:

- PIN-Activation („PIN-Aktivierung“)
- PIN-Activation after Failure („PIN-Aktivierung nach Fehlerfall“)
- PIN-Change ("PIN-Änderung")

The message types supported are:

- 0640 (PIN Change / PIN Activation Request)
- 0642 (Confirmation / Reversal Request for PIN Change / PIN Activation)
- 0643 (Confirmation Repeat Request for PIN Change / PIN Activation)
- 0650 (PIN Change / PIN Activation Response)
- 0652 (Confirmation / Reversal Response)

The following bitmap positions are filled by the Service Provider:

- BMP52    PAC
- BMP57    Verschlüsselungsparameter ( $K_{\text{Terminal}}$  Generation,  $K_{\text{Terminal}}$  Version,  $RND_{\text{MES}}$  and  $RND_{\text{PAC}}$ )
- BMP62 (EF\_ID, EF\_INFO, Record number of PIN, Key Version of  $K_{\text{Card}}$ , EF\_FBZ, PAC, Random value returned by GET\_CHALLENGE)
- BMP64    MAC

These bitmaps have to be present and the corresponding flag has to be set in the primary bitmap when the ISO message is passed to the HSM.

See the command sequence section below for the actions that Service Providers take for the various messages.

For the complete documentation of the messages used for PIN-Change see [Ref. 34].

### 8.3.13 Command Sequence

The following list shows the sequence of actions an application has to take for the various GeldKarte Transactions. Please note that this is a summary and is just intended to clarify the purpose of the chipcard-related WFS\_CMD\_PIN\_... commands. In no way it can replace the ZKA specifications mentioned above.

Command WFS_CMD_PIN_	wProtocol WFS_PIN_ PROT	lpbMsg	Service Provider's actions
<b>Preparation for Load/Unload</b>			
SECURE_MSG_SEND	CHIPZKA	Command APDU SELECT FILE DF_BÖRSE	
SECURE_MSG_RECEIVE	CHIPZKA	Response APDU	recognize type of chip
SECURE_MSG_SEND	CHIPZKA	Command APDU READ RECORD EF_ID	
SECURE_MSG_RECEIVE	CHIPZKA	record EF_ID	store EF_ID
SECURE_MSG_SEND	CHIPZKA	Command APDU READ RECORD EF_LLOG	
SECURE_MSG_RECEIVE	CHIPZKA	record EF_LLOG	
SECURE_MSG_SEND	CHIPZKA	Command APDU READ_RECORD EF_BÖRSE	
SECURE_MSG_RECEIVE	CHIPZKA	record EF_BÖRSE	
SECURE_MSG_SEND	CHIPZKA	Command APDU READ_RECORD EF_BETRAG	
SECURE_MSG_RECEIVE	CHIPZKA	record EF_BETRAG	
<b>Load against other ec-Card</b>			
SECURE_MSG_SEND	CHIPZKA	<b>for type 0 chips only</b> Command APDU READ_RECORD EF_KEYD	
SECURE_MSG_RECEIVE	CHIPZKA	record EF_KEYD	
SECURE_MSG_SEND	CHIPZKA	<b>for type 1 chips only</b> Command APDU  GET KEYINFO	
SECURE_MSG_RECEIVE	CHIPZKA	Response APDU	
SECURE_MSG_SEND	CHIPZKA	Command APDU GET CHALLENGE	
SECURE_MSG_RECEIVE	CHIPZKA	Random number RND1 from Chip	store RND1
SECURE_MSG_SEND	CHIPZKA	Command APDU LADEN EINLEITEN with Secure Msg.	fill: -Terminal ID -Traceno. -RND2 -MAC
SECURE_MSG_RECEIVE	CHIPZKA	Response APDU	store response APDU for later check of ISOLZ message, BMP 62
SECURE_MSG_SEND	ISOAZ	ISO8583 message 0200 Authorization Request	Fill: - Traceno. (BMP 11) - PAC (BMP 52) - RND <sub>MES</sub> + RND <sub>PAC</sub> (BMP 57) - MAC (BMP 64) check other security relevant fields
SECURE_MSG_RECEIVE	ISOAZ	ISO8583 message 0210 Authorization Response	check MAC and other security relevant fields
SECURE_MSG_SEND	ISOLZ	ISO8583 message 0200 Ladeanfrage	Fill: - Traceno. (BMP 11) - RND <sub>MES</sub> (BMP 57) - MAC (BMP 64) check other security relevant fields.
SECURE_MSG_RECEIVE	ISOLZ	ISO8583 message 0210 Ladeantwort	check MAC and other security relevant fields, store BMP62 for later use in LADEN command.

Command WFS_CMD_PIN_	wProtocol WFS_PIN_ PROT	lpbMsg	Service Provider's actions
SECURE_MSG_SEND	CHIPZKA	Command APDU GET CHALLENGE	
SECURE_MSG_RECEIVE	CHIPZKA	Random number RND3 from chip	store RND3
SECURE_MSG_SEND	CHIPZKA	Command APDU LADEN with Secure Msg.	provide complete command from BMP62 of ISOLZ response , compute command MAC
SECURE_MSG_RECEIVE	CHIPZKA	Response APDU	check response MAC
GET_JOURNAL	ISOLZ	Vendor specific	
GET_JOURNAL	ISOAZ	Vendor specific	
<b>Reversal of a Load against other ec-Card</b>			
SECURE_MSG_SEND	CHIPZKA	Command APDU SELECT FILE DF_BÖRSE	
SECURE_MSG_RECEIVE	CHIPZKA	Response APDU	
SECURE_MSG_SEND	CHIPZKA	Command APDU GET CHALLENGE	
SECURE_MSG_RECEIVE	CHIPZKA	Random number RND5 from chip	store RND5
SECURE_MSG_SEND	CHIPZKA	Command APDU LADEN EINLEITEN with Secure Msg.	Fill: -Terminal ID -Traceno. -RND6 -Keyno. KGKLT -MAC
SECURE_MSG_RECEIVE	CHIPZKA	Response APDU	store response APDU for later check of ISOLZ message, BMP 62
SECURE_MSG_SEND	ISOAZ	ISO8583 message 0400 Storno	Fill: - Traceno. (BMP 11) - PAC (BMP 52) - RND <sub>MES</sub> + RND <sub>PAC</sub> (BMP 57) - MAC (BMP 64) check other security relevant fields
SECURE_MSG_RECEIVE	ISOAZ	ISO8583 message 0410 Storno Response	check MAC and other security relevant fields.
SECURE_MSG_SEND	ISOLZ	ISO8583 message 0400 Storno	Fill: - Traceno. (BMP 11) - RND <sub>MES</sub> (BMP 57) - MAC (BMP 64) check other security relevant fields.
SECURE_MSG_RECEIVE	ISOLZ	ISO8583 message 0410 Storno Response	check MAC and other security relevant fields, store BMP62 for later use in LADEN command.
SECURE_MSG_SEND	CHIPZKA	Command APDU GET CHALLENGE	
SECURE_MSG_RECEIVE	CHIPZKA	Random number RND7 from chip	store RND7
SECURE_MSG_SEND	CHIPZKA	Command APDU LADEN with Secure Msg.	provide complete command from BMP62 of ISOLZ response , compute command MAC
SECURE_MSG_RECEIVE	CHIPZKA	Response APDU	check response MAC
GET_JOURNAL	ISOLZ	Vendor specific	
GET_JOURNAL	ISOAZ	Vendor specific	

<b>PIN Verification Type 0</b>			
SECURE_MSG_SEND	CHIPZKA	Command APDU GET CHALLENGE	
SECURE_MSG_RECEIVE	CHIPZKA	Random number RND0 from chip	store RND0
SECURE_MSG_SEND	CHIPZKA	Command APDU EXTERNAL AUTHENTICATE	fill -Keyno. K <sub>INFO</sub> -ENCRND

SECURE_MSG_RECEIVE	CHIPZKA	Response APDU	
SECURE_MSG_SEND	CHIPZKA	Command APDU PUT DATA	fill RND1
SECURE_MSG_RECEIVE	CHIPZKA	Response APDU	
SECURE_MSG_SEND	CHIPZKA	Command APDU READ RECORD EF_INFO with Secure Messaging	
SECURE_MSG_RECEIVE	CHIPZKA	record EF_INFO	check MAC
SECURE_MSG_SEND	CHIPZKA	Command APDU GET CHALLENGE	
SECURE_MSG_RECEIVE	CHIPZKA	Random number RND2 from chip	store RND2
SECURE_MSG_SEND	CHIPZKA	Command APDU VERIFY	provide complete command APDU
SECURE_MSG_RECEIVE	CHIPZKA	Response APDU	
<b>PIN Verification Type 1</b>			
SECURE_MSG_SEND	CHIPZKA	Command APDU GET KEYINFO	
SECURE_MSG_RECEIVE	CHIPZKA	Response APDU	
SECURE_MSG_SEND	CHIPZKA	Command APDU GET CHALLENGE	
SECURE_MSG_RECEIVE	CHIPZKA	Random number RND0 from chip	store RND0
SECURE_MSG_SEND	CHIPZKA	Command APDU MUTUAL AUTHENTICATE	fill ENC0
SECURE_MSG_RECEIVE	CHIPZKA	Response APDU	check ENC1
SECURE_MSG_SEND	CHIPZKA	Command APDU VERIFY	provide complete command APDU
SECURE_MSG_RECEIVE	CHIPZKA	Response APDU	check MAC
<b>„Laden vom Kartenkonto“ (both types)</b>			
SECURE_MSG_SEND	CHIPZKA	Command APDU LADEN EINLEITEN	fill -Terminal ID -Trace No.
SECURE_MSG_RECEIVE	CHIPZKA	Response APDU	
SECURE_MSG_SEND	ISOLZ	ISO8583 message 0200 Ladeanfrage	fill - Traceno. (BMP 11) - RND <sub>MES</sub> (BMP 57) - MAC (BMP 64) check other security relevant fields.
SECURE_MSG_RECEIVE	ISOLZ	ISO8583 message 0210 Ladeantwort	check MAC and other security relevant fields.
SECURE_MSG_SEND	CHIPZKA	Command APDU LADEN	
SECURE_MSG_RECEIVE	CHIPZKA	Response APDU	
GET_JOURNAL	ISOLZ	Vendor specific	

<b>Reversal of a „Laden vom Kartenkonto“</b>			
SECURE_MSG_SEND	CHIPZKA	Command APDU SELECT FILE DF_BÖRSE	
SECURE_MSG_RECEIVE	CHIPZKA	Response APDU	
SECURE_MSG_SEND	CHIPZKA	Command APDU LADEN EINLEITEN	fill -Terminal ID -Traceno.
SECURE_MSG_RECEIVE	CHIPZKA	Response APDU	
SECURE_MSG_SEND	ISOLZ	ISO8583 message 0400 Storno	fill - Traceno. (BMP 11) - RND <sub>MES</sub> (BMP 57) - MAC (BMP 64) check other security relevant fields.

SECURE_MSG_RECEIVE	ISOLZ	ISO8583 message 0410 Storno Response	check MAC and other security relevant fields
SECURE_MSG_SEND	CHIPZKA	Command APDU LADEN	
SECURE_MSG_RECEIVE	CHIPZKA	Response APDU	
GET_JOURNAL	ISOLZ	Vendor specific	
<b>Unload</b>			
SECURE_MSG_SEND	CHIPZKA	ENTLADEN EINLEITEN	fill -Terminal ID -Trace No.
SECURE_MSG_RECEIVE	CHIPZKA	Response APDU	
SECURE_MSG_SEND	ISOLZ	ISO8583 message Entladeanfrage 0200	fill - Traceno. (BMP 11) - RND <sub>MES</sub> (BMP 57) - MAC (BMP 64) check other security relevant fields.
SECURE_MSG_RECEIVE	ISOLZ	ISO8583 message Entladeantwort 0210	check MAC and other security relevant fields
SECURE_MSG_SEND	CHIPZKA	ENTLADEN	
SECURE_MSG_RECEIVE	CHIPZKA	Response APDU	
SECURE_MSG_SEND	CHIPZKA	ENTLADEN EINLEITEN	fill -Terminal ID -Trace No.
SECURE_MSG_RECEIVE	CHIPZKA	Response APDU	
SECURE_MSG_SEND	ISOLZ	ISO8583 message Entladequittung 0202	fill - Traceno. (BMP 11) - RND <sub>MES</sub> (BMP 57) - MAC (BMP 64) check other security relevant fields.
SECURE_MSG_RECEIVE	ISOLZ	ISO8583 message Entladebestätigung 0212	check MAC and other security relevant fields
SECURE_MSG_SEND	CHIPZKA	Command APDU ENTLADEN	
SECURE_MSG_RECEIVE	CHIPZKA	Response APDU	
GET_JOURNAL	ISOLZ	Vendor specific	

<b>Repeated Messages (Stornowiederholung / Entladequittungswiederholung)</b>			
SECURE_MSG_SEND	ISOLZ	ISO8583 message Stornowiederholung 0401 or Entladequittungswiederholung 0203	fill - Traceno. (BMP 11) - RND <sub>MES</sub> (BMP 57) - MAC (BMP 64) check other security relevant fields.
SECURE_MSG_RECEIVE	ISOLZ	ISO8583 message Stornoantwort 410 or Entladebestätigung 0212	check MAC and other security relevant fields
GET_JOURNAL	ISOLZ	Vendor specific	

Command WFS_CMD_PIN_	wProtocol WFS_PIN_P ROT	lpbMsg	Service Provider's actions
<b>Preparation for PIN Change</b>			
SECURE_MSG_SEND	CHIPPINCHG	Command APDU READ RECORD EF_ID	
SECURE_MSG_RECEIVE	CHIPPINCHG	Response APDU Record EF_ID	Store EF_ID Will be inserted into BMP62 of a PIN Change request
SECURE_MSG_SEND	CHIPPINCHG	Command APDU GET CHALLENGE	



Command WFS_CMD_PIN_	wProtocol WFS_PIN_P ROT	lpbMsg	Service Provider's actions
SECURE_MSG_RECEIVE	CHIPPINCHG	Random number RND0 from Chip	Store RND0
SECURE_MSG_SEND	CHIPPINCHG	Command APDU READ RECORD EF_INFO	Fill RND1
SECURE_MSG_RECEIVE	CHIPPINCHG	Response APDU Record EF_INFO	Check MAC, Store EF_INO Will be inserted into BMP62 of a PIN Change request
SECURE_MSG_SEND	CHIPPINCHG	Command APDU GET KEYINFO	
SECURE_MSG_RECEIVE	CHIPPINCHG	Response APDU Version of KCard	Store version byte Will be inserted into BMP62 of a PIN Change request
SECURE_MSG_SEND	CHIPPINCHG	Command APDU SEARCH RECORD '01' of EF_PWDD	
SECURE_MSG_RECEIVE	CHIPPINCHG	Response APDU	Store record number Will be inserted into BMP62 of a PIN Change request
SECURE_MSG_SEND	CHIPPINCHG	Command APDU READ RECORD EF_FBZ	
SECURE_MSG_RECEIVE	CHIPPINCHG	Response APDU Initial value FBZ Actual value FBZ	
<b>PIN Verification</b>			
SECURE_MSG_SEND	CHIPPINCHG	Command APDU GET KEYINFO	
SECURE_MSG_RECEIVE	CHIPPINCHG	Response APDU	
SECURE_MSG_SEND	CHIPPINCHG	Command APDU GET CHALLENGE	
SECURE_MSG_RECEIVE	CHIPPINCHG	Random number RND0 from chip	Store RND0
SECURE_MSG_SEND	CHIPPINCHG	Command APDU MUTUAL AUTHENTICATE	Fill ENC0
SECURE_MSG_RECEIVE	CHIPPINCHG	Response APDU	Check ENC1
SECURE_MSG_SEND	CHIPPINCHG	Command APDU VERIFY	Provide complete command APDU
SECURE_MSG_RECEIVE	CHIPPINCHG	Response APDU	Check MAC Create PAC for old PIN
<b>PIN Change</b>			
<i>Let the user enter the PIN for the first time, by invoking the command WFS_CMD_PIN_GET_PIN</i>			
SECURE_MSG_SEND	HSMPINCMF	Byte 0: 0x01 (Save PIN)	Save the PIN value entered for subsequent compare. Output data buffer length is zero.
<i>Let the user enter the PIN for the second time, by invoking the command WFS_CMD_PIN_GET_PIN</i>			
SECURE_MSG_SEND	HSMPINCMF	Byte 0: 0x02 (Compare PINs)	Compare PIN values. Returns Byte 0: as 0x00 when PIN does not match, and 0x01 when PIN does match. Create PAC for new PIN if values match
SECURE_MSG_SEND	CHIPPINCHG	Command APDU MANAGE SECURITY ENVIRONMENT	
SECURE_MSG_RECEIVE	CHIPPINCHG	Response APDU	
SECURE_MSG_SEND	CHIPPINCHG	Command APDU GET CHALLENGE	

Command WFS_CMD_PIN_	wProtocol WFS_PIN_P ROT	lpbMsg	Service Provider's actions
SECURE_MSG_RECEIVE	CHIPPINCHG	Random number RND0 from Chip	Store RND0 Will be inserted into BMP62 of a PIN Change request
SECURE_MSG_SEND	ISOPINCHG	ISO8583 Message 0640	Fill - PAC old PIN (BMP52) - $K_{Terminal}$ generation + $K_{Terminal}$ version + $RND_{MES}$ + $RND_{PAC}$ (BMP57) - Chip Data (BMP62) with PAC of new PIN - MAC (BMP64)
SECURE_MSG_RECEIVE	ISOPINCHG	ISO8583 message 0650	Check MAC
SECURE_MSG_SEND	CHIPPINCHG	Command APDU from BMP62	
SECURE_MSG_RECEIVE	CHIPPINCHG	Response APDU	
<b>PIN Change Confirmation/ Repeated Confirmation</b>			
SECURE_MSG_SEND	ISOPINCHG	ISO8583 message 0642 or 0643 BMP25 = 00	Fill - $K_{Terminal}$ generation + $K_{Terminal}$ version + $RND_{MES}$ (BMP57) - Chip Data (BMP62) with PAC of <b>new</b> PIN - MAC (BMP64)
SECURE_MSG_RECEIVE	ISOPINCHG	ISO8583 message 0652	Check MAC
<b>PIN Change Reversal/ Repeated Reversal</b>			
SECURE_MSG_SEND	ISOPINCHG	ISO8583 message 0642 or 0643 BMP25 $\neq$ 00	Fill - $K_{Terminal}$ generation + $K_{Terminal}$ version + $RND_{MES}$ (BMP57) - Chip Data (BMP62) with PAC of <b>old</b> PIN - MAC (BMP64)
SECURE_MSG_RECEIVE	ISOPINCHG	ISO8583 message 0652	Check MAC

<b>PIN Activation after failure</b>			
SECURE_MSG_SEND	ISOPINCHG	ISO8583 message 0640	Fill - PAC entered PIN (BMP52) - $K_{Terminal}$ generation + $K_{Terminal}$ version + $RND_{MES}$ + $RND_{PAC}$ (BMP57) - Chip Data (BMP62) with PAC of entered PIN - MAC (BMP64)
SECURE_MSG_RECEIVE	ISOPINCHG	ISO8583 message 0650	Check MAC

<b>PIN Activation</b>			
SECURE_MSG_SEND	CHIPPINCHG	Command APDU MANAGE SECURITY ENVIRONMENT	
SECURE_MSG_RECEIVE	CHIPPINCHG	Response APDU	
SECURE_MSG_SEND	CHIPPINCHG	Command APDU GET CHALLENGE	
SECURE_MSG_RECEIVE	CHIPPINCHG	Random number RND0 from Chip	Store RND0 Will be inserted into BMP62 of a PIN Activation request
SECURE_MSG_SEND	ISOPINCHG	ISO8583 Message 0640	Fill - PAC entered PIN (BMP52) - $K_{Terminal}$ generation + $K_{Terminal}$ version + $RND_{MES}$ + $RND_{PAC}$ (BMP57) - Chip Data (BMP62) with PAC of entered PIN - MAC (BMP64)
SECURE_MSG_RECEIVE	ISOPINCHG	ISO8583 message 0650	Check MAC

SECURE_MSG_SEND	CHIPPINCHG	Command APDU from BMP62	
SECURE_MSG_RECEIVE	CHIPPINCHG	Response APDU	
<b>PIN Activation Confirmation/ Repeated Confirmation</b>			
SECURE_MSG_SEND	CHIPPINCHG	Command APDU MANAGE SECURITY ENVIRONMENT	
SECURE_MSG_RECEIVE	CHIPPINCHG	Response APDU	
SECURE_MSG_SEND	CHIPPINCHG	Command APDU GET CHALLENGE	
SECURE_MSG_RECEIVE	CHIPPINCHG	Random number RND0 from Chip	Store RND0 Will be inserted into BMP62 of a PIN Activation confirmation
SECURE_MSG_SEND	ISOPINCHG	ISO8583 message 0642 or 0643 BMP25 = 00	Fill - $K_{Terminal}$ generation + $K_{Terminal}$ version + $RND_{MES}$ (BMP57) - Chip Data (BMP62) with PAC of entered PIN - MAC (BMP64)
SECURE_MSG_RECEIVE	ISOPINCHG	ISO8583 message 0652	Check MAC
SECURE_MSG_SEND	CHIPPINCHG	Command APDU from BMP62	
SECURE_MSG_RECEIVE	CHIPPINCHG	Response APDU	

## 8.4 EMV Support

EMV support by this specification consists in the ability of importing Certification Authority and Chip Card Public Keys, creating the PIN blocks for offline PIN verification and verifying static and dynamic data. This section is used to further explain concepts and functionality that needs further clarification.

The PIN service is able to manage the EMV chip card regarding the card authentication and the RSA local PIN verification. Two steps are mandatory in order to reach these two functions: The loading of the keys which come from the Certification Authorities or from the card itself, and the EMV PIN block management.

The Service Provider is responsible for all key validation during the import process. The application is responsible for management of the key lifetime and expiry after the key is successfully imported.

### 8.4.1 Keys loading

The final goal of an application is to retrieve the keys located on card to perform the operations of authentication or local PIN check (RSA encrypted). These keys are provided by the card using EMV certificates and can be retrieved using a Public Key provided by a Certification Authority. The application should first load the keys issued by the Certification Authority. At transaction time the application will use these keys to load the keys that the application has retrieved from the chip card.

#### Certification Authority keys

These keys are provided in the following formats:

- Plain text.
- Plain Text with EMV 2000 Verification Data (See [Ref. 4] under the reference section for this document).
- EPI CA (or self signed) format as specified in the Europay International, EPI CA Module Technical – Interface specification Version 1.4 (See [Ref. 5] under the reference section for this document).
- PKCSV1\_5 encrypted (as used by GIECB in France) (See [Ref. 15] under the reference section for this document).

#### EPI CA format

The following table corresponds to table 4 of the Europay International, EPI CA Module Technical – Interface specification Version 1.4 (See [Ref. 5]) and identifies the Europay Public Key (self-certified) and the associated data:

Field name	Length	Description	Format
ID of Certificate Subject	5	RID for Europay	Binary
Europay public key Index	1	Europay public key Index	Binary
Subject public key Algorithm Indicator	1	Algorithm to be used with the Europay public key Index, set to 0x01	Binary
Subject public key Length	1	Length of the Europay public key Modulus (equal to <i>Nca</i> )	Binary
Subject public key Exponent Length	1	Length of the Europay public key Exponent	Binary
Leftmost Digits of Subject public key	<i>Nca-37</i>	<i>Nca-37</i> most significant bytes of the Europay public key Modulus	Binary
Subject public key Remainder	37	37 least significant bytes of the Europay public key Modulus	Binary
Subject public key Exponent	1	Exponent for Europay public key	Binary
Subject public key Certificate	<i>Nca</i>	Output of signature algorithm	Binary

Table 1

The following table corresponds to table 13 of the Europay International, EPI CA Module Technical – Interface specification Version 1.4 and identifies the Europay Public Key Hash code and associated data.

Field name	Length	Description	Format
ID of Certificate Subject	5	RID for Europay	Binary
Europay public key Index	1	Europay public key Index	Binary
Subject public key Algorithm Indicator	1	Algorithm to be used with the Europay public key Index, set to 0x01	Binary
Certification Authority public key Check Sum	20	Hash-code for Europay public key	Binary

Table 2

Table 2 corresponds to table 13 of the Europay International, EPI CA Module Technical – Interface specification Version 1.4 (See [Ref. 5]).

### Chip card keys

These keys are provided as EMV certificates which come from the chip card in a multiple layer structure (issuer key first, then the ICC keys). Two kinds of algorithm are used with these certificates in order to retrieve the keys: One for the issuer key and the other for the ICC keys (ICC Public Key and ICC PIN encipherment key). The associated data with these algorithms – The PAN (Primary Account Number) and the SDA (Static Data to be Authenticated) - come also from the chip card.

## 8.4.2 PIN Block Management

---

The PIN block management is done through the command WFS\_CMD\_PIN\_GET\_PINBLOCK. A new format WFS\_PIN\_FORMEMV has been added to indicate to the PIN service that the PIN block must follow the requirements of the EMVCo, Book2 – Security & Key management Version 4.0 document. The parameter *lpsCustomerData* is used in this case to transfer to the PIN service the challenge number coming from the chip card. The final encryption must be done using a RSA Public Key. Please note that the application is responsible to send the PIN block to the chip card inside the right APDU.

### 8.4.3 SHA-1 Digest

---

The SHA-1 Digest is a hash algorithm used by EMV in validating ICC static and dynamic data item. The SHA-1 Digest is supported through the WFS\_CMD\_PIN\_DIGEST command. The application will pass the data to be hashed to the Service Provider. Once the encryptor completes the SHA-1 hash code, the Service Provider will return the 20-byte hash value back to the application.

## 8.5 French Cartes Bancaires

“Groupement des Cartes Bancaires” from France has specified a cryptographic architecture for ATM networks. See the document [Ref. 15] for details.

The XFS command WFS\_CMD\_PIN\_ENC\_IO with the protocol WFS\_PIN\_ENC\_PROT\_GIECB is used for:

- ATM initialization
- Renewal of ATM master key
- Renewal of HOST master key
- Generation and loading of key transport key

Keys loaded or generated with WFS\_CMD\_PIN\_ENC\_IO get names like any other keys in a XFS PIN service. WFS\_INF\_PIN\_KEY\_DETAIL[\_EX] shows the key with this name and the name may be used with WFS\_CMD\_PIN\_IMPORT\_KEY[\_EX] to delete a key.

### 8.5.1 Data Structure for WFS\_CMD\_PIN\_ENC\_IO

Data will be transferred as tag-length-value (TLV) structure, encoded according to the distinguished encoding rules (DER) defined in [Ref. 16].

The following is a list of top level tags defined for the use with WFS\_PIN\_ENC\_PROT\_GIECB. All these tags have the APPLICATION class, therefore the Identifier Octets are (binary):

- 0 1 0 n n n n n - for the primitive types
- 0 1 1 n n n n n - for the constructed types

Tag Number	Primitive / Constructed	Identifier Octet	Contents
0	P	0x40	<b>Protocol Version</b> The INTEGER value zero for this version of the protocol
1	P	0x41	<b>Interchange Code</b> An ASCII string holding one of the interchange codes defined in [Ref. 15], e.g. “HRN-H1”
2	C	0x62	<b>Interchange Data</b> The data items as defined by [Ref.15], see table below for details
3	P	0x43	<b>Key Name</b> An ASCII string holding the name for the key being loaded or generated.

The Interchange Data (Tag 2) is constructed from data items where tag numbers of the sub-tags from 1 to 23 correspond to the data item numbers (“N° donnée”) as defined in section 3.1 of [Ref. 15]. Some of the data items consist of data elements, for these the constructed encoding will be used. For data items with no data elements the primitive encoding will be used.

All Tags have the CONTEXT class, therefore the Identifier Octets are (binary):

- 1 0 0 n n n n n - for the primitive types
- 1 0 1 n n n n n - for the constructed types



Tag (=Data Item No)	Primitive / Constructed	Identifier Octet	Data Item Label
1	C	0xA1	IdKG
2	C	0xA2	KTK-encrypted
3	C	0xA3	KGp
4	C	0xA4	KDp
5	C	0xA5	SnSCD
6	P	0x86	Rand
7	P	0x87	HOST authentication
8	P	0x88	KDp signature
9	P	0x89	KGp signature
10	P	0x8A	KTK signature
11	P	0x8B	KT-encrypted
12	P	0x8C	Ksc-encrypted
13	P	0x8D	PIN cryptogram
14	P	0x8E	Seal
15	P	0x8F	Thumbprint of KDp
16	P	0x90	Thumbprint of KGp
17	C	0xB1	IdKD
18	C	0xB2	IdKTK
19	C	0xB3	IdKT
20	C	0xB4	IdKSC
21	P	0x95	Manufacturer
22	C	0xB6	SCD type
23	C	0xB7	Firmware version

Inside the constructed data items, primitive encoding is used for the data elements, all tags having CONTEXT class with tag numbers corresponding to the data element numbers (“N° d’élément de donnée”) as defined in section 3.1 of [Ref. 15].

#### Example:

The example shows the DER encoding of the input for a WFS\_CMD\_PIN\_ENCIO command, for the interchange “GIN-H5”. All data except the 128 byte content of data item 7 is shown in hexadecimal (0x omitted for the sake of readability).

```

40 01 00                                (tag / length / value for Protocol Version 0)
41 06 47 49 4E 2D 48 35                (tag / length / value for Interchange Code "GIN-H5")
62 81 B5                                (tag / length for Interchange Data)
  A1 14                                  (tag / length for data item 1)
    81 01 00                            (data element 1)
    82 0C 00 00 00 00 00 00 00 00 00 00 00 00 00 (data element 2)
    83 01 00                            (data element 3)
  A5 10                                  (tag / length for data item 5)
    81 03 00 00 00                      (data element 1)
    82 09 00 00 00 00 00 00 00 00 00 00 00 00 00 (data element 2)
    86 08 00 00 00 00 00 00 00 00 00 00 00 00 00 (tag / length / value for data item 6)
    87 81 80 <128 bytes>                (tag / length / value for data item 7)
43 05 4D 59 4B 45 59                  (tag / length / value for Key Name "MYKEY")

```

## 8.5.2 Command Sequence

The following list shows the sequence of actions an application has to take for the various *Cartes Bancaires* interchanges.

- GIN (ATM initialization)

Action	Interchange Code	Key Name	Input Data Items	Output Data Items
Thumbprint supplied by host via external channel (GIN-H1)				
WFS_CMD_PIN_ENCIO	GIN-G2			21,22,23
Host Communication (GIN-G2 / GIN-H3)				
WFS_CMD_PIN_ENCIO	GIN-H3	Key Name for KG	3	16
WFS_CMD_PIN_ENCIO	GIN-G4			5,6,1
Host Communication (GIN-G4 / GIN-H5)				
WFS_CMD_PIN_ENCIO	GIN-H5	Key Name for KD	5,6,1,7	
WFS_CMD_PIN_ENCIO	GIN-G6			5,4,8
Host Communication (GIN-G6)				
WFS_CMD_PIN_ENCIO	GIN-G7			15
Send thumbprint to host via external channel (GIN-G7)				

- GRN (Renewal of ATM Master Key)

Action	Interchange Code	Key Name	Input Data Items	Output Data Items
WFS_CMD_PIN_ENCIO	GRN-G1			5,6,1
Host Communication (GRN-G1 / GRN-H2)				
WFS_CMD_PIN_ENCIO	GRN-H2	Key Name for KD	5,6,1,7	
WFS_CMD_PIN_ENCIO	GRN-G3			5,4,8,17
Host Communication (GRN-G3)				
WFS_CMD_PIN_ENCIO	GRN-C or GRN-R		17	

The Interchange codes “GRN-C” to commit the transaction resp. “GRN-R” to roll back the transactions are an addition to those defined in [Ref. 15].

- HRN (Renewal of HOST Master Key)

Action	Interchange Code	Key Name	Input Data Items	Output Data Items
Host Communication (HRN-H1)				
WFS_CMD_PIN_ENCIO	HRN-H1	Key Name for KG	3,9,1	

- DKT (Generation and Loading of KTK)

Action	Interchange Code	Key Name	Input Data Items	Output Data Items
WFS_CMD_PIN_ENCIO	DKT-G1			5,6
Host Communication (DKT-G1 / DKT-H2)				
WFS_CMD_PIN_ENCIO	DKT-H2	Key Name for KTK	5,6,2,10,1,17	

## 8.6 Secure Key Entry

---

This section provides additional information to describe how encryption keys are entered securely through the PIN pad keyboard and also provides examples of possible keyboard layouts.

### 8.6.1 Keyboard Layout

---

The following sections describe what is returned within the WFS\_INF\_PIN\_SECUREKEY\_DETAIL output parameters to describe the physical keyboard layout. These descriptions are purely examples to help understand the usage of the parameters they do not indicate a specific layout per Key Entry Mode.

In the following section all references to parameters relate to the output fields of the WFS\_INF\_PIN\_SECUREKEY\_DETAIL command.

When *fwKeyEntryMode* represents a regular shaped PIN pad (WFS\_PIN\_SECUREKEY\_REG\_UNIQUE or WFS\_PIN\_SECUREKEY\_REG\_SHIFT) then *lppHexKeys* must contain one entry for each physical key on the PIN pad (i.e. the product of *wRows* by *wColumns*). On a regular shaped PIN pad the application can choose to ignore the position and size data and just use the *wRows* and *wColumns* parameters to define the layout. However, a Service Provider must return the position and size data for each key.

#### 8.6.1.1 *fwKeyEntryMode* == WFS\_PIN\_SECUREKEY\_REG\_UNIQUE

---

When *fwKeyEntryMode* is WFS\_PIN\_SECUREKEY\_REG\_UNIQUE then the values in the array report which physical keys are associated with the function keys 0-9, A-F and any other function keys that can be enabled as defined in the *lpFuncKeyDetail* parameter. Any positions on the PIN pad that are not used must be defined as a WFS\_PIN\_FK\_UNUSED in the *ulFK* and *ulShiftFK* field of the *lppHexKeys* structure.

1	2	3	Clear (A)
4	5	6	Cancel (B)
7	8	9	Enter (C)
(D)	0	(E)	(F)

In the above example, where all keys are the same size and the hex digits are located as shown the *lppHexKeys* will contain the entries in the array as defined in the following table.

Index	usXPos	usYPos	usXSize	usYSize	ulFK	ulShiftFK
0	0	0	250	250	FK_1	FK_UNUSED
1	250	0	250	250	FK_2	FK_UNUSED
2	500	0	250	250	FK_3	FK_UNUSED
3	750	0	250	250	FK_A	FK_UNUSED
4	0	250	250	250	FK_4	FK_UNUSED
5	250	250	250	250	FK_5	FK_UNUSED
6	500	250	250	250	FK_6	FK_UNUSED
7	750	250	250	250	FK_B	FK_UNUSED
8	0	500	250	250	FK_7	FK_UNUSED
9	250	500	250	250	FK_8	FK_UNUSED
10	500	500	250	250	FK_9	FK_UNUSED
11	750	500	250	250	FK_C	FK_UNUSED
12	0	750	250	250	FK_D	FK_UNUSED
13	250	750	250	250	FK_0	FK_UNUSED
14	500	750	250	250	FK_E	FK_UNUSED
15	750	750	250	250	FK_F	FK_UNUSED

#### 8.6.1.2 *fwKeyEntryMode* == WFS\_PIN\_SECUREKEY\_REG\_SHIFT

---

When *fwKeyEntryMode* is WFS\_PIN\_SECUREKEY\_REG\_SHIFT then the values in the array report which physical keys are associated with the function keys 0-9, A-F, and the shift key as defined in the *lpFuncKeyDetail* parameter. Other function keys as defined by the *lpFuncKeyDetail* parameter that can be enabled must also be reported. Any positions on the PIN pad that are not used must be defined as a WFS\_PIN\_FK\_UNUSED in the *ulFK* and *ulShiftFK* field of the *lppHexKeys* structure. Digits 0 to 9 are accessed through the numeric keys as usual. Digits A to F are accessed by using the shift key in combination with another function key, e.g. shift-0 (zero) is hex digit A.

1 (B)	2 (C)	3 (D)	Clear
4 (E)	5 (F)	6	Cancel
7	8	9	Enter
SHIFT	0 (A)		

In the above example, where all keys are the same size and the hex digits 'A' to 'F' are accessed through shift '0' to '5', then the *lppHexKeys* will contain the entries in the array as defined in the following table.

Index	usXPos	usYPos	usXSiz e	usYSize	ulFK	ulShiftFK
0	0	0	250	250	FK_1	FK_B
1	250	0	250	250	FK_2	FK_C
2	500	0	250	250	FK_3	FK_D
3	750	0	250	250	FK_CLEAR	FK_UNUSED
4	0	250	250	250	FK_4	FK_E
5	250	250	250	250	FK_5	FK_F
6	500	250	250	250	FK_6	FK_UNUSED
7	750	250	250	250	FK_CANCEL	FK_UNUSED
8	0	500	250	250	FK_7	FK_UNUSED
9	250	500	250	250	FK_8	FK_UNUSED
10	500	500	250	250	FK_9	FK_UNUSED
11	750	500	250	250	FK_ENTER	FK_UNUSED
12	0	750	250	250	FK_SHIFT	FK_UNUSED
13	250	750	250	250	FK_0	FK_A
14	500	750	250	250	FK_UNUSED	FK_UNUSED
15	750	750	250	250	FK_UNUSED	FK_UNUSED

### 8.6.1.3 *fwKeyEntryMode* == WFS\_PIN\_SECUREKEY\_IRREG\_SHIFT

When *fwKeyEntryMode* represents an irregular shaped PIN pad the *wRows* and *wColumns* parameters define the ratio of the width to height, i.e. square if the parameters are the same or rectangular if *wColumns* is larger than *wRows*, etc. A Service Provider must return the position and size data for each key reported.

When *fwKeyEntryMode* is WFS\_PIN\_SECUREKEY\_IRREG\_SHIFT then the values in the array must be the function keys codes for 0-9 and the shift key as defined in the *lpFuncKeyDetail* parameter. Other function keys as defined by the *lpFuncKeyDetail* parameter that can be enabled must also be reported. Any positions on the PIN pad that are not used must be defined as a WFS\_PIN\_FK\_UNUSED in the *ulFK* and *ulShiftFK* field of the *lppHexKeys* structure. Digits 0 to 9 are accessed through the numeric keys as usual. Digits A - F are accessed by using the shift key in combination with another function key, e.g. shift-0(zero) is hex digit A.

1 (B)	2 (C)	3 (D)	Clear
4 (E)	5 (F)	6	Cancel
7	8	9	Enter
	0 (A)		
	SHIFT		

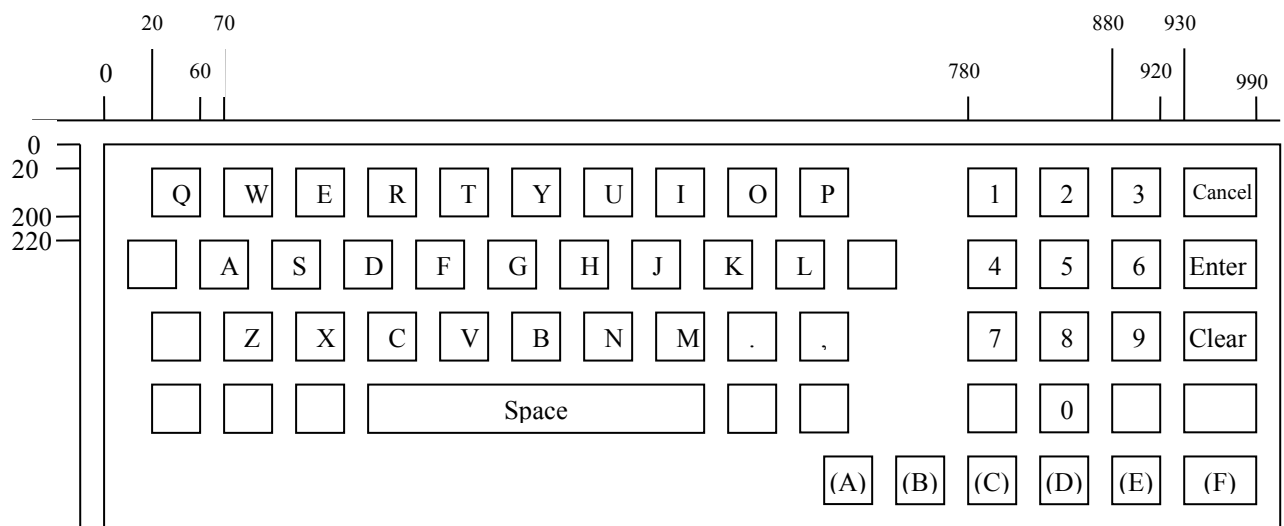
In the above example, where the hex digits 'A' to 'F' are accessed through shift '0' to '5', *wColumns* will be 4, *wRows* will be 5 and the *lppHexKeys* will contain the entries in the array as defined in the following table.

Index	usXPos	usYPos	usXSize	usYSize	ulFK	ulShiftFK
0	0	0	250	200	FK_1	FK_B
1	250	0	250	200	FK_2	FK_C
2	500	0	250	200	FK_3	FK_D
3	750	0	250	200	FK_CLEAR	FK_UNUSED
4	0	200	250	200	FK_4	FK_E
5	250	200	250	200	FK_5	FK_F
6	500	200	250	200	FK_6	FK_UNUSED
7	750	200	250	200	FK_CANCEL	FK_UNUSED
8	0	400	250	200	FK_7	FK_UNUSED
9	250	400	250	200	FK_8	FK_UNUSED
10	500	400	250	200	FK_9	FK_UNUSED

Index	usXPos	usYPos	usXSize	usYSize	ulFK	ulShiftFK
11	750	400	250	200	FK_ENTER	FK_UNUSED
12	0	600	250	200	FK_UNUSED	FK_UNUSED
13	250	600	250	200	FK_0	FK_A
14	500	600	250	200	FK_UNUSED	FK_UNUSED
15	750	600	250	200	FK_UNUSED	FK_UNUSED
16	0	800	1000	200	FK_SHIFT	FK_UNUSED

**8.6.1.4 fwKeyEntryMode == WFS\_PIN\_SECUREKEY\_IRREG\_UNIQUE**

When *fwKeyEntryMode* is *WFS\_PIN\_SECUREKEY\_REG\_UNIQUE* then the values in the array report which physical keys are associated with the function keys 0-9, A-F and any other function keys that can be enabled as defined in the *lpFuncKeyDetail* parameter. The *wRows* and *wColumns* parameters define the ratio of the width to height, i.e. square if the parameters are the same or rectangular if *wColumns* is larger than *wRows*, etc. A Service Provider must return the position and size data for each key.



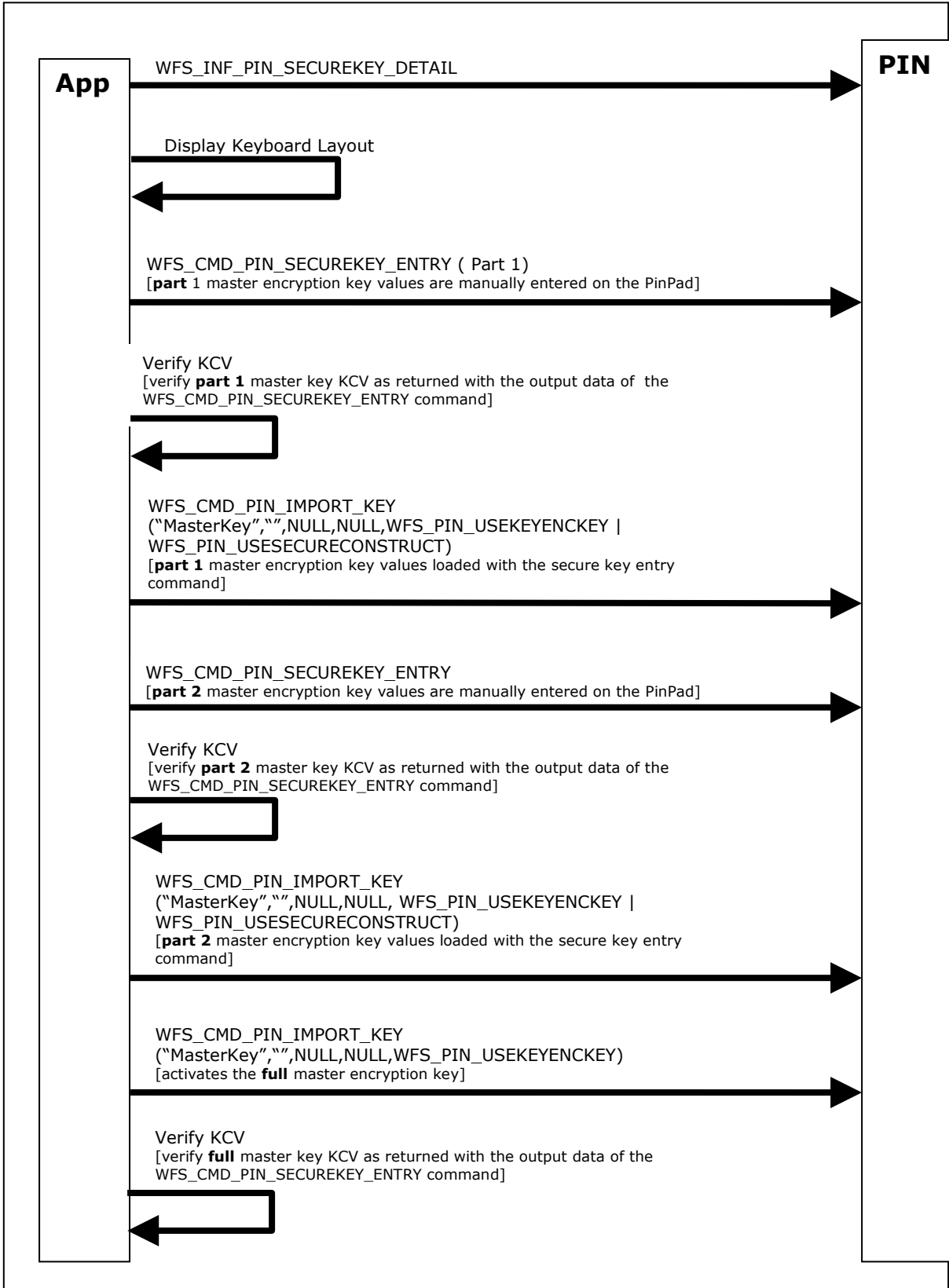
In the above example, where an alphanumeric keyboard supports secure key entry and the hex digits are located as shown, the *lppHexKeys* will contain the entries in the array as defined in the following table. All the hex digits and function keys that can be enabled must be included in the array; in addition any keys that would help an application display an image of the keyboard can be included. In this example only the PIN pad digits (the keys on the right) and the unique hex digits are reported. Note that the position data in this example may not be 100% accurate as the diagram is not to scale.

Index	usXPos	usYPos	usXSize	usYSize	ulFK	ulShiftFK
0	780	18	40	180	FK_1	FK_UNUSED
1	830	18	40	180	FK_2	FK_UNUSED
2	880	18	40	180	FK_3	FK_UNUSED
3	930	18	60	180	FK_CANCEL	FK_UNUSED
4	780	216	40	180	FK_4	FK_UNUSED
5	830	216	40	180	FK_5	FK_UNUSED
6	880	216	40	180	FK_6	FK_UNUSED
7	930	216	60	180	FK_ENTER	FK_UNUSED
8	780	414	40	180	FK_7	FK_UNUSED
9	830	414	40	180	FK_8	FK_UNUSED

Index	usXPos	usYPos	usXSize	usYSize	ulFK	ulShiftFK
10	880	414	40	180	FK_9	FK_UNUSED
11	930	414	60	180	FK_CLEAR	FK_UNUSED
12	780	612	40	180	FK_UNUSED	FK_UNUSED
13	830	612	40	180	FK_0	FK_UNUSED
14	880	612	40	180	FK_UNUSED	FK_UNUSED
15	930	612	60	180	FK_UNUSED	FK_UNUSED
16	680	810	40	180	FK_A	FK_UNUSED
17	730	810	40	180	FK_B	FK_UNUSED
18	780	810	40	180	FK_C	FK_UNUSED
19	830	810	40	180	FK_D	FK_UNUSED
20	880	810	40	180	FK_E	FK_UNUSED
21	930	810	60	180	FK_F	FK_UNUSED

### 8.6.2 Command Usage

This section provides an example of the sequence of commands required to enter an encryption key securely. In the following sequence, the application retrieves the keyboard secure key entry mode and associated keyboard layout and displays an image of the keyboard for the user. It then gets the first key part, verifies the KCV for the key part and stores it. The sequence is repeated for the second key part and then finally the key part is activated.





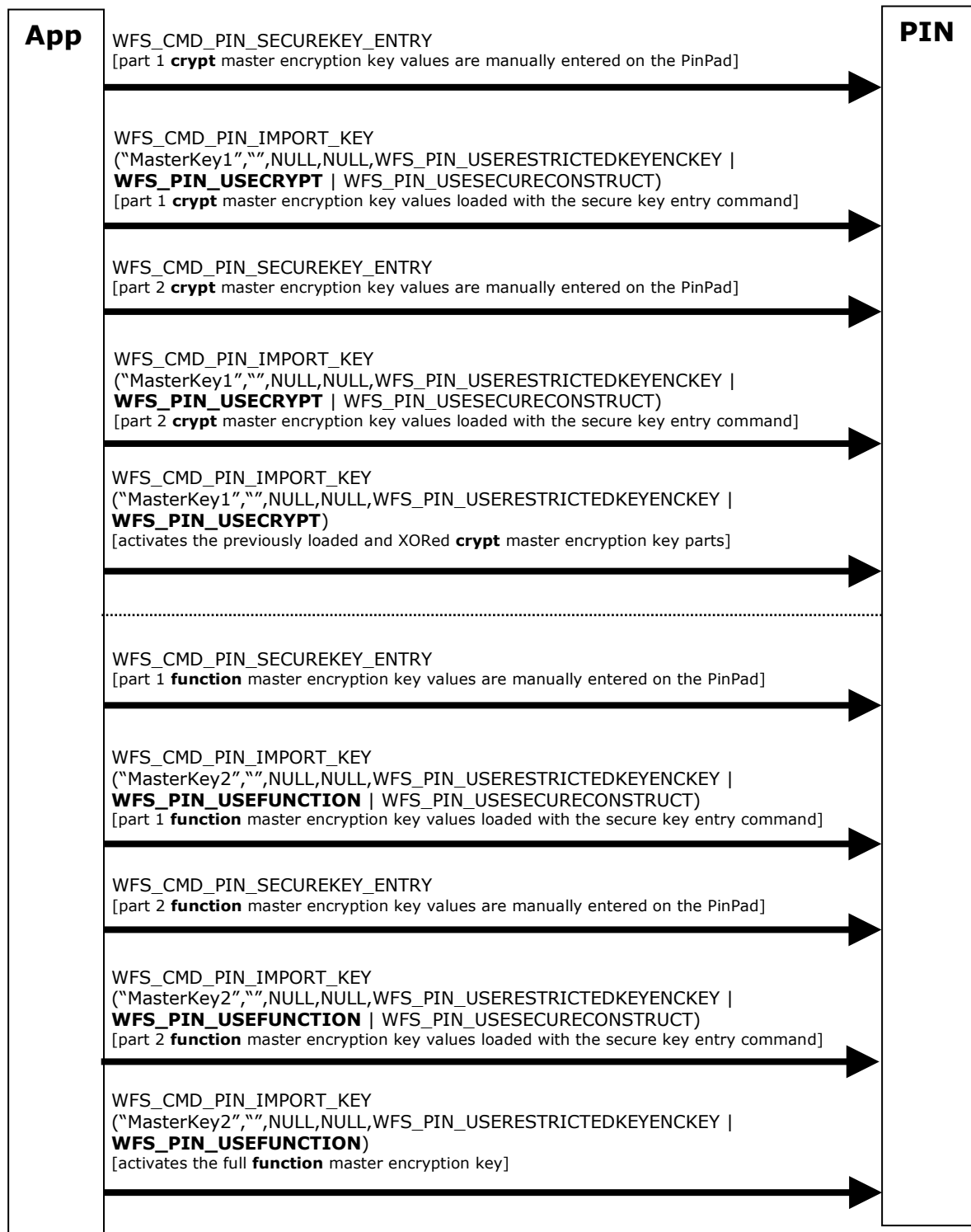
## 8.7 WFS\_PIN\_USERRESTRICTEDKEYENCKEY key usage

This section provides additional information to describe the WFS\_PIN\_USERRESTRICTEDKEYENCKEY key usage.

### 8.7.1 Command Usage

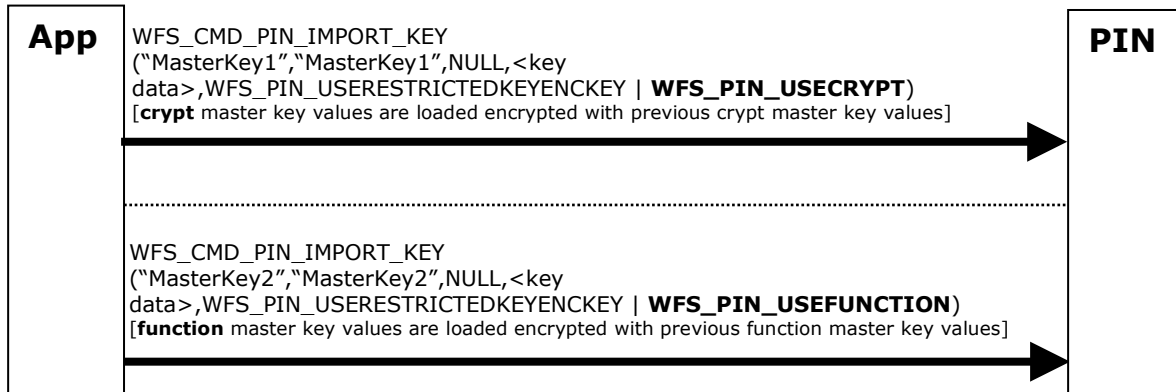
This sample command flow sequence shows how encryption keys can be derived/not derived if the master key has a restricted use. NOTE: In this example the master encryption key is loaded using the secure key entry command instead of using RKL commands. The loading with RKL works in the same way.

Secure key entry based restricted master encryption key loading with WFS\_PIN\_USERRESTRICTEDKEYENCKEY flag:

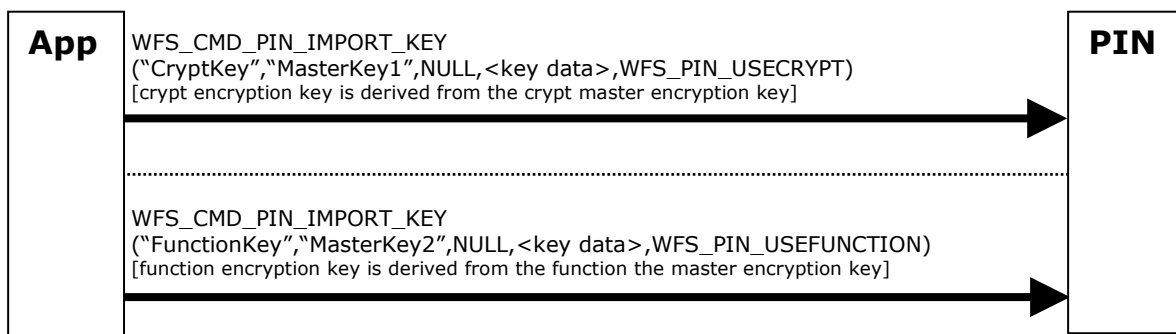


**CWA 16926-65:2020 (E)**

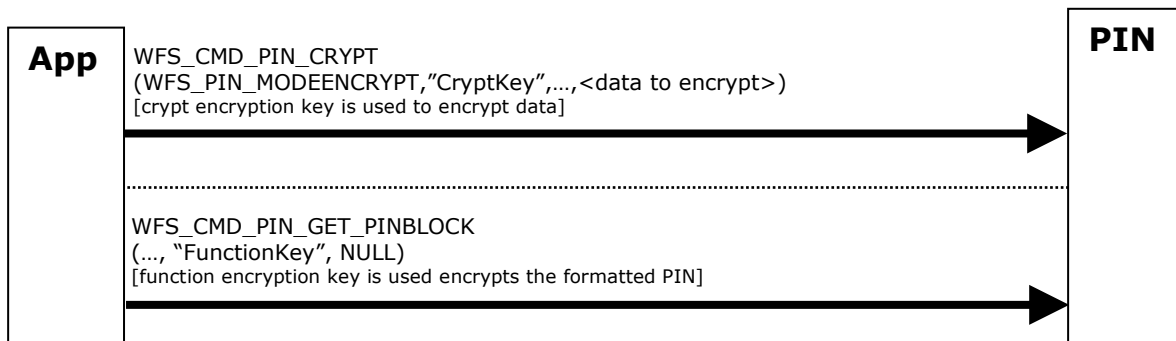
New master keys loaded with WFS\_PIN\_USERRESTRICTEDKEYENCKEY flag, encrypted with themselves:



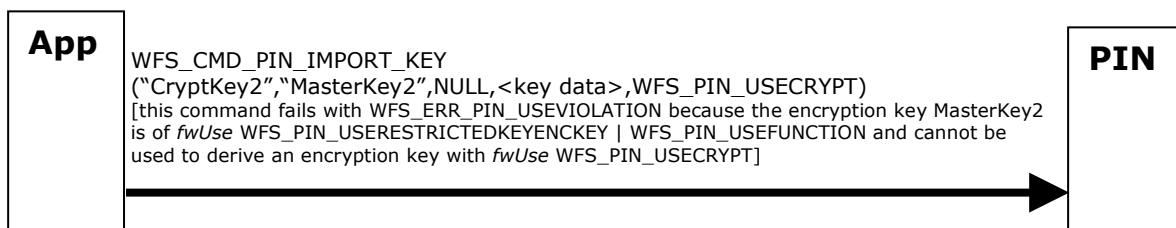
Loading derived keys:



Usage sample for derived keys:



Master key restriction disallows loading of derived keys with different usage:



Typical *fwUse* encryption key use combinations are:

WFS_PIN_CRYPT	WFS_PIN_FUNCTION	WFS_PIN_MACING	WFS_PIN_USESVENCKEY	WFS_PIN_USEPINLOCAL	WFS_PIN_USEPINREMOTE	WFS_PIN_KEYENCKEY	WFS_PIN_ANSTR31MASTER	WFS_PIN_RESTRICTEDKEYENCKEY	Description
√									Data encryption/decryption key
	√								PIN encryption key
		√							MACing key
			√						CBC Start Value encryption key
				√					Local PIN check key
					√				PIN block creation key
						√			Master/key encryption key
							√		ANS X9 TR-31 master/key encryption key
√						√		√	Master/key encryption key, keys later derived are restricted to the use WFS_PIN_USECRYPT
	√					√		√	Master/key encryption key, keys later derived are restricted to the use WFS_PIN_USEFUNCTION
		√				√		√	Master/key encryption key, keys later derived are restricted to the use WFS_PIN_USEMACING
			√			√		√	Master/key encryption key, keys later derived are restricted to the use WFS_PIN_USESVENCKEY
				√		√		√	Master/key encryption key, keys later derived are restricted to the use WFS_PIN_USEPINLOCAL
					√	√		√	Master/key encryption key, keys later derived are restricted to the use WFS_PIN_USEPINREMOTE

## **8.8 WFS\_CMD\_PIN\_IMPORT\_KEY\_340 command Input/Output Parameters**

---

The tables in this section describe the input/output parameters for various scenarios in which the WFS\_CMD\_PIN\_IMPORT\_KEY\_340 command is used, compared to input/output parameters for older commands that it supercedes.

### 8.8.1 Importing a 3DES 16-byte terminal master key using signature-based remote key loading (SRKL):

---

For this example, the following input data is available:

Name of key to be imported = TestKey

Name of the key used to decrypt the encrypted key value = \_EPPCryptKey

Name of the key used to verify the signature = HostKey

Encrypted key value = <encrypted key value>

Signature = <signature generated by the host>

Usage of the key to be imported = key encrypting key

RSA Encipher Algorithm = RSA ES OAEP

RSA Signature Algorithm = RSA SSA PSS

WFS\_CMD\_PIN\_IMPORT\_RSA\_SIGNED\_DES\_KEY Input Data

Parameter Name	Example Value
lpsKey	TestKey
lpsDecryptKey	_EPPCryptKey
dwRSAEnchiperAlgorithm	WFS_PIN_CRYPT_RSAES_OAEP
lpxValue	<encrypted key value>
dwUse	WFS_PIN_USEKEYENCKEY
lpsSigKey	HostKey
dwRSASignatureAlgorithm	WFS_PIN_SIGN_RSASSA_PSS
lpxSignature	<signature generated by the host>

For this example, the following output data is expected:

Key Check Mode = KCV Zero

Key Check Value = <key check value>

Key Length = double length key

WFS\_CMD\_PIN\_IMPORT\_RSA\_SIGNED\_DES\_KEY Output Data

Parameter Name	Example Value
wKeyLength	WFS_PIN_KEYDOUBLE
wKeyCheckMode	WFS_PIN_KCVZERO
lpxKeyCheckValue	<key check value>

WFS\_CMD\_PIN\_IMPORT\_KEY\_340 Input Data

Parameter Name	Example Value
lpsKey	TestKey
lpKeyAttributes->bKeyUsage	'K0'

**CWA 16926-65:2020 (E)**

lpKeyAttributes->bAlgorithm	'T'
lpKeyAttributes->bModeOfUse	'D'
lpKeyAttributes->dwCryptoMethod	0
lpxValue	<encrypted key value>
lpsDecryptKey	_EPPCryptKey
dwDecryptMethod	WFS_PIN_CRYPT_RSAES_OAEP
lpxVerificationData	<signature generated by the host>
lpsVerifyKey	HostKey
lpVerifyAttributes->bKeyUsage	'S0'
lpVerifyAttributes->bAlgorithm	'R'
lpVerifyAttributes->bModeOfUse	'V'
lpVerifyAttributes->dwCryptoMethod	WFS_PIN_SIGN_RSASSA_PSS
lpxVendorAttributes	NULL

WFS\_CMD\_PIN\_IMPORT\_KEY\_340 Output Data

Parameter Name	Example Value
lpVerifyAttributes->bKeyUsage	'00'
lpVerifyAttributes->bAlgorithm	'T'
lpVerifyAttributes->bModeOfUse	'V'
lpVerifyAttributes->dwCryptoMethod	WFS_PIN_KCVZERO
lpxVerifyData	<key check value>
ulKeyLength	128 (Similar to wKeyLength, but a ULONG measuring the number of bits in the imported key)

## 8.8.2 Importing a 16-byte DES key for PIN encryption with a key check value in the input

---

For this example, the following input data is available:

Name of key to be imported = TestKey

Name of the key used to decrypt the encrypted key value = MasterKey

Encrypted key value = <encrypted key value>

Usage of the key to be imported = PIN Encryption

Key Check Mode = KCV Zero

Key Check Value = <key check value>

WFS\_CMD\_PIN\_IMPORT\_KEY\_EX Import Data

Parameter Name	Example Value
lpsKey	TestKey
lpsEncKey	MasterKey
lpxValue	<encrypted key value>
lpxControlVector	NULL
dwUse	WFS_PIN_USEPINREMOTE
wKeyCheckMode	WFS_PIN_KCVZERO
lpxKeyCheckValue	<key check value>

For this example, the following output data is expected:

Key Length = double length key

WFS\_CMD\_PIN\_IMPORT\_KEY\_EX Output Data

None

WFS\_CMD\_PIN\_IMPORT\_KEY\_340 Input Data

Parameter Name	Example Value
lpsKey	TestKey
lpKeyAttributes->bKeyUsage	'P0' (Similar to dwUse but a more precise key usage)
lpKeyAttributes->bAlgorithm	'T'
lpKeyAttributes->bModeOfUse	'E'
lpKeyAttributes->dwCryptoMethod	0
lpxValue	<encrypted key value>
lpsDecryptKey	MasterKey
dwDecryptMethod	WFS_PIN_CRYPTOEBCB
lpxVerificationData	<key check value>

**CWA 16926-65:2020 (E)**

lpVerifyKey	NULL
lpVerifyAttributes->bKeyUsage	'00'
lpVerifyAttributes->bAlgorithm	'T'
lpVerifyAttributes->bModeOfUse	'V'
lpVerifyAttributes->dwCryptoMethod	WFS_PIN_KCVZERO
lpVendorAttributes	NULL

Likewise, the following output data is expected:

WFS\_CMD\_PIN\_IMPORT\_KEY\_340 Output Data

<b>Parameter Name</b>	<b>Example Value</b>
lpVerifyAttributes	NULL
lpVerifyData	NULL
ulKeyLength	128



### 8.8.3 Importing a 16-byte DES key for MACing (MAC Algorithm 3)

For this example, the following input data is available:

Name of key to be imported = TestKey

Name of the key used to decrypt the encrypted key value = MasterKey

Encrypted key value = <encrypted key value>

Usage of the key to be imported = MAC

WFS\_CMD\_PIN\_IMPORT\_KEY Input Data

Parameter Name	Example Value
lpsKey	TestKey
lpsEncKey	MasterKey
lpxIdent	NULL
lpxValue	<encrypted key value>
fwUse	WFS_PIN_USEMACING

For this example, the following output data is expected:

Key Check Mode = KCV Zero

Key Check Value = <key check value>

Key Length = double length key

WFS\_CMD\_PIN\_IMPORT\_KEY Output Data

Parameter Name	Example Value
lpxKVC	<key check value>

WFS\_CMD\_PIN\_IMPORT\_KEY\_340 Input Data

Parameter Name	Example Value
lpsKey	TestKey
lpKeyAttributes->bKeyUsage	'M3' (Similar to fwUse but a more precise key usage)
lpKeyAttributes->bAlgorithm	'T'
lpKeyAttributes->bModeOfUse	'G'
lpKeyAttributes->dwCryptoMethod	0
lpxValue	<encrypted key value>
lpsDecryptKey	MasterKey
dwDecryptMethod	WFS_PIN_CRYPTOEBC
lpxVerificationData	NULL
lpsVerifyKey	NULL
lpVerifyAttributes	NULL
lpxVendorAttributes	NULL

## WFS\_CMD\_PIN\_IMPORT\_KEY\_340 Output Data

Parameter Name	Example Value
lpVerifyAttributes->bKeyUsage	'00'
lpVerifyAttributes->bAlgorithm	'T'
lpVerifyAttributes->bModeOfUse	'V'
lpVerifyAttributes->dwCryptoMethod	WFS_PIN_KCVZERO
lpVerifyData	<key check value>
ulKeyLength	128

## 8.8.4 Importing a 2048-bit Host RSA public key

For this example, the following input data is available:

Name of key to be imported = HostKey

Name of the key used to verify the signature = \_SigIssuerVendor

Key value = <key value>

Signature = <signature generated by the vendor signature issuer>

Usage of the key to be imported = RSA signature verification

RSA Signature Algorithm = RSA SSA PSS

WFS\_CMD\_PIN\_IMPORT\_RSA\_PUBLIC\_KEY Input Data

Parameter Name	Example Value
lpsKey	HostKey
lpxValue	<key value>
dwUse	WFS_PIN_USERSAPUBLICVERIFY
lpsSigKey	_SigIssuerVendor
dwRSASignatureAlgorithm	WFS_PIN_SIGN_RSASSA_PSS
lpxSignature	<signature generated by the vendor signature issuer>

For this example, the following output data is expected:

RSA Key Check Mode = SHA256 digest

Key Check Value = <SHA256 digest>

Key Length = 2048

WFS\_CMD\_PIN\_IMPORT\_RSA\_PUBLIC\_KEY Output Data

Parameter Name	Example Value
dwRSAKeyCheckMode	WFS_PIN_RSA_KCV_SHA256
lpxKeyCheckValue	<SHA256 digest>

WFS\_CMD\_PIN\_IMPORT\_KEY\_340 Input Data

Parameter Name	Example Value
lpsKey	HostKey
lpKeyAttributes->bKeyUsage	'S0'
lpKeyAttributes->bAlgorithm	'R'
lpKeyAttributes->bModeOfUse	'V'
lpKeyAttributes->dwCryptoMethod	0
lpxValue	<key value>
lpsDecryptKey	NULL
dwDecryptMethod	0
lpxVerificationData	<signature generated by the vendor signature issuer>
lpsVerifyKey	_SigIssuerVendor

**CWA 16926-65:2020 (E)**

lpVerifyAttributes->bKeyUsage	'S1'
lpVerifyAttributes->bAlgorithm	'R'
lpVerifyAttributes->bModeOfUse	'V'
lpVerifyAttributes->dwCryptoMethod	WFS_PIN_SIGN_RSASSA_PSS
lpVendorAttributes	NULL

## WFS\_CMD\_PIN\_IMPORT\_KEY\_340 Output Data

<b>Parameter Value</b>	<b>Example Value</b>
lpVerifyAttributes->bKeyUsage	'00'
lpVerifyAttributes->bAlgorithm	'R'
lpVerifyAttributes->bModeOfUse	'V'
lpVerifyAttributes->dwCryptoMethod	WFS_PIN_RSA_KCV_SHA256
lpVerifyData	<SHA256 digest>
ulKeyLength	2048

### 8.8.5 Importing a 24-byte DES symmetric data encryption key via TR-31 keyblock

---

For this example, the following input data is available:

Name of key to be imported = TestKey

Name of the key block protection key = MasterKey

Key block = <key block>

WFS\_CMD\_PIN\_IMPORT\_KEYBLOCK Input Data

Parameter Name	Example Value
lpsKey	TestKey
lpsEncKey	MasterKey
lpxKeyBlock	<key block>

For this example, the following output data is expected:

Key Length = triple length (192 bits) DES key

WFS\_CMD\_PIN\_IMPORT\_KEYBLOCK Output Data

None

WFS\_CMD\_PIN\_IMPORT\_KEY\_340 Input Data

Parameter Name	Example Value
lpsKey	TestKey
lpKeyAttributes->bKeyUsage	'D0'
lpKeyAttributes->bAlgorithm	'T'
lpKeyAttributes->bModeOfUse	'E'
lpKeyAttributes->dwCryptoMethod	0
lpxValue	<key block>
lpsDecryptKey	MasterKey
dwDecryptMethod	0
lpxVerificationData	NULL
lpsVerifyKey	NULL
lpVerifyAttributes	NULL
lpxVendorAttributes	NULL

WFS\_CMD\_PIN\_IMPORT\_KEY\_340 Output Data

Parameter Name	Example Value
lpVerifyAttributes	NULL
lpxVerifyData	NULL
ulKeyLength	192

## 9. Appendix-B (Country Specific WFS\_CMD\_PIN\_ENC\_IO protocols)

This section is used for country-specific extensions to the WFS\_CMD\_PIN\_ENC\_IO command.

### 9.1 Luxembourg Protocol

The general XFS command WFS\_CMD\_PIN\_ENC\_IO is used to communicate transparently with the security module (see also command specifications).

In particular, to access the Luxembourg encryption commands defined in the following paragraphs, the input structure WFSPINENCIO of the WFS\_CMD\_PIN\_ENC\_IO command has to be defined as follows:

**Input Param** LPWFSPINENCIO lpEncIoIn;

```
typedef struct _wfs_pin_enc_io
{
    WORD                wProtocol;
    ULONG               ulDataLength;
    LPVOID              lpvData;
} WFSPINENCIO, *LPWFSPINENCIO;
```

*wProtocol*

Must be set to the constant WFS\_PIN\_ENC\_PROT\_LUX.

*ulDataLength*

Specifies the length in bytes of the structure pointed to by the following field *lpvData*.

*lpvData*

Points to an input structure that contains the data specific to the Luxembourg protocol that has to be sent to the encryption module. This input structure is specific for each command defined in the protocol (see following paragraphs), but has following general form:

```
LPPROTLUXIN                lpvData;

typedef struct _prot_lux_in
{
    WORD                wCommand;
... Command Input Data ...
} PROTLUXIN, *LPPROTLUXIN;
```

*wCommand*

Specifies the command that has to be executed in the security module.

Value	Meaning
WFS_CMD_ENC_IO_LUX_LOAD_APPKEY	Load an Application Key.
WFS_CMD_ENC_IO_LUX_GENERATE_MAC	Generate the CBC-MAC.
WFS_CMD_ENC_IO_LUX_CHECK_MAC	Check the CBC-MAC.
WFS_CMD_ENC_IO_LUX_BUILD_PINBLOCK	Build the PIN block.
WFS_CMD_ENC_IO_LUX_DECRYPT_TDES	Decrypt data.
WFS_CMD_ENC_IO_LUX_ENCRYPT_TDES	Encrypt data.

*... Command Input Data ...*

Specifies the command input data. This field is specific for each command defined in the protocol (see following paragraphs).

In the same way, to access the results of the private Luxembourg encryption commands, the output structure LPWFSPINENCIO of the WFS\_CMD\_PIN\_ENC\_IO command will be as follows:

**Output Param** LPWFSPINENCIO lpEncIoOut;

```
typedef struct _wfs_pin_enc_io
{
    WORD                wProtocol;
    ULONG               ulDataLength;
    LPVOID              lpvData;
} WFSPINENCIO, *LPWFSPINENCIO;
```

*wProtocol*

Is set to the constant WFS\_PIN\_ENC\_PROT\_LUX.

*ulDataLength*

Specifies the length in bytes of the structure pointed to by the following field *lpvData*.

*lpvData*

Points to a PROTLUXOUT structure that contains the reply data specific to the Luxembourg protocol. This output structure is specific for each command defined in the protocol (see following paragraphs), but has following general form:

```
typedef struct _prot_lux_out
{
    WORD                wCommand;
    WORD                wResult;
    ... Command Output Data ...
} PROTLUXOUT, *LPPROTLUXOUT;
```

*wCommand*

Specifies the command that has to be executed in the encryption module. This field contains the same value as the corresponding field in the input structure.

*wResult*

Specifies the command reply codes specific for this protocol. Possible general values for the Luxembourg protocol are:

Value	Meaning
PROT_LUX_SUCCESS	Command terminated correctly.
PROT_LUX_ERR_INVALID_CMD	Invalid command. The <i>wCommand</i> issued is not valid or not supported.
PROT_LUX_ERR_INVALID_DATA	The data structure passed as input parameter for the command contains invalid or incoherent data.
PROT_LUX_ERR_INVALID_KEY	The key needed for the operation was not loaded or is invalid. This operation failed.

*... Command Output Data ...*

Specifies the command output data. This field is specific for each command defined in the protocol (see following paragraphs). In the case of an error, the command specific structure is returned, but only the *wCommand* and the *wResult* fields are valid.

**Comments**

Luxembourg encryption commands defined in the following paragraphs will return the generic error PROT\_LUX\_ERR\_INVALID\_DATA when the input data is invalid.

Note that since the introduction of the error codes for the Luxembourg Protocol, they have been redefined in the header file as positive values. This is to correct the original oversight of being defined as negative values which cannot be meaningfully returned in the WORD *wResult* output parameter. They have therefore been redefined as positive values in such a way that existing and future implementations which type cast them to an unsigned type will not be impacted.

### 9.1.1 WFS\_CMD\_ENC\_IO\_LUX\_LOAD\_APPKEY

---

**Description** This command can be used to load an Application Key and to replace the Transport Key. Once the keys are loaded the encryptor will use the keys to do the other commands.

The encryptor will use the Application Key to obtain a random encrypted session key needed for the PIN Encryption, the MAC Computation and the Data Encryption/Decryption.

The application will use the Transport Key for loading the other keys (MK\_MAC, MK\_PAC and MK\_ENC) into the encryptor.

When this command is used for replacing the Transport Key, the new Transport key is provided encrypted by the existing Transport Key.

The generation of the first Transport Key is the responsibility of the Authorization Center in Luxemburg (CETREL). The loading method of the first Transport Key into the encryptor is vendor dependent.

Keys loaded through this command are reported through the WFS\_INF\_PIN\_KEY\_DETAIL and WFS\_INF\_PIN\_KEY\_DETAIL\_EX commands.

Keys loaded through this command do not require to be deleted before the application can replace them.

To access this command, the structure WFSPINENCIO of the WFS\_CMD\_PIN\_ENC\_IO command has to be defined as required by the Luxembourg protocol (see general definition in the first paragraph). The only definitions specific to this command are the input and output structures pointed to by the *lpvData* fields. They are defined as follows:

**Input Param** LPPROTLUXLOADAPPKEY lpvData;

```
typedef struct _prot_lux_load_app_key_in
{
    WORD                wCommand;
    LPSTR               lpsKeyName;
    LPSTR               lpsSequenceNumber;
    LPWFSXDATA         lpxKeyData;
} PROTLUXLOADAPPKEYIN, *LPPROTLUXLOADAPPKEYIN;
```

*wCommand*

Is set to WFS\_CMD\_ENC\_IO\_LUX\_LOAD\_APPKEY.

*lpsKeyName*

This field contains the name of the key to be loaded. The Service Provider will right pad the lpsKeyName to 20 bytes with char 0x20.

Allowed values are:

- “MK\_MAC” for the MAC key. Used for MAC calculation only.
- “MK\_PAC” for the PIN block key. Used for PIN block construction only.
- “MK\_ENC” for the ENC/DEC key. Used for data encryption/decryption only.
- “BANK\_TRANS\_KEY” for the Transport Key. It can only be used for loading the other keys (MK\_MAC, MK\_PAC and MK\_ENC) into the encryptor.

*lpsSequenceNumber*

This field is defined by the Authorization Center in Luxemburg (CETREL) and contains a 4 bytes key logic number as follows:

- Least significant 2 bytes represent the Key Generation
- Most significant 2 bytes represent the Key Version

The key logic number will contribute in the MAC calculation, in the PIN block construction and in the Data Encryption/Decryption.

Allowed values are:

- “2001” for the MK\_MAC key
- “2002” for the MK\_PAC key



- “2003” for the MK\_ENC key
- “2004” for the BANK\_TRANS\_KEY encrypted by the existing BANK\_TRANS\_KEY

*lpxKeyData*

*lpxKeyData* contains the 40 bytes of the Key data in ZKA key-file format (encrypted key of 16 bytes, HASH of 16 bytes and MAC of 8 bytes).

The MAC in the *lpxKeyData* is calculated with the contribution of the values from the *lpsKeyName* (20 bytes), *lpsSequenceNumber* (4 bytes) and the key data itself (16 bytes) in the following order:

- *lpsKeyName*
- *lpsSequenceNumber*
- Key data

**Output Param** LPPROTLUXLOADAPPKEYOUT lpvData;

```
typedef struct _prot_lux_load_app_key_out
{
    WORD                wCommand;
    WORD                wResult;
} PROTLUXLOADAPPKEYOUT, *LPPROTLUXLOADAPPKEYOUT;
```

*wCommand*

Is set to WFS\_CMD\_ENC\_IO\_LUX\_LOAD\_APPKEY.

*wResult*

The command reply codes (see general definition in the first paragraph). The following specific error codes are possible:

Value	Meaning
PROT_LUX_ERR_VERIFICATION_FAILED	Verification failed. The supplied MAC does not match with the calculated MAC.

**Comments** This command will return generic error PROT\_LUX\_ERR\_INVALID\_KEY when Key Transport Key is not loaded.

## 9.1.2 WFS\_CMD\_ENC\_IO\_LUX\_GENERATE\_MAC

---

**Description** This command is used to generate the CBC-MAC (Message Authentication Code ISO9797-1:1999, Padding Method 1, MAC Algorithm 3).

This command returns the generated MAC for the data passed in.

To access the WFS\_CMD\_ENC\_IO\_LUX\_GENERATE\_MAC command, the structure WFSPINENCIO of the WFS\_CMD\_PIN\_ENC\_IO command has to be defined as required by the Luxembourg protocol (see general definition in the first paragraph). The only definitions specific to this command are the input and output structures pointed by the *lpvData* fields. Those are defined as follows:

**Input Param** LPPROTLUXGENERATEMACIN *lpvData*;

```
typedef struct _prot_lux_generate_mac_in
{
    WORD                wCommand;
    LPWFSXDATA          lpxData;
    WORD                wMacLength;
} PROTLUXGENERATEMACIN, *LPPROTLUXGENERATEMACIN;
```

*wCommand*

Is set to WFS\_CMD\_ENC\_IO\_LUX\_GENERATE\_MAC.

*lpxData*

The *lpxData* parameter contains the data whose MAC is to be generated. Data will be padded according to ISO9797-1:1999, Padding Method 1 if it is not passed in as multiple of 8 bytes.

*wMacLength*

Specifies the MAC length. Legal values are: 2, 4, 6 or 8.

**Output Param** LPPROTLUXGENERATEMACOUT *lpvData*;

```
typedef struct _prot_lux_generate_mac_out
{
    WORD                wCommand;
    WORD                wResult;
    LPWFSXDATA          lpxMac;
    LPWFSXDATA          lpxRandom;
} PROTLUXGENERATEMACOUT, *LPPROTLUXGENERATEMACOUT;
```

*wCommand*

Is set to WFS\_CMD\_ENC\_IO\_LUX\_GENERATE\_MAC.

*wResult*

The command reply codes (see general definition in the first paragraph).

*lpxMac*

The *lpxMac* parameter contains the generated MAC.

*lpxRandom*

The *lpxRandom* parameter contains the random value used to work out the session key.

**Comments** The MAC is in ISO9797-1 format and is obtained from a random session key. The generated MAC is returned with the *lpxRandom* value that was used to obtain the random session key. This command will return generic error PROT\_LUX\_ERR\_INVALID\_KEY when MK\_MAC key is not loaded.

### 9.1.3 WFS\_CMD\_ENC\_IO\_LUX\_CHECK\_MAC

---

**Description** This command verifies the CBC-MAC (Message Authentication Code ISO9797-1:1999, Padding Method 1, MAC Algorithm 3).

This command generates a MAC for the data passed in and compares it with the provided MAC value.

To access the WFS\_CMD\_ENC\_IO\_LUX\_CHECK\_MAC command, the structure WFSPINENCIO of the WFS\_CMD\_PIN\_ENC\_IO command has to be defined as required by the Luxembourg protocol (see general definition in the first paragraph). The only definitions specific to this command are the input and output structures pointed by the *lpvData* fields. Those are defined as follows:

**Input Param** LPPROTLUXCHECKMACIN lpvData;

```
typedef struct _prot_lux_check_mac_in
{
    WORD                wCommand;
    LPWFSXDATA         lpxData;
    LPWFSXDATA         lpxMac;
    LPWFSXDATA         lpxRandom;
} PROTLUXCHECKMACIN, *LPPROTLUXCHECKMACIN;
```

*wCommand*

Is set to WFS\_CMD\_ENC\_IO\_LUX\_CHECK\_MAC.

*lpxData*

The *lpxData* parameter contains the data whose MAC is to be checked. Data will be padded according to ISO9797-1:1999, Padding Method 1 if it is not passed in as multiple of 8 bytes.

*lpxMac*

The *lpxMac* parameter contains the MAC that is to be checked.

Legal values for the MAC length are: 2, 4, 6 or 8.

*lpxRandom*

The *lpxRandom* parameter contains the random value used to work out the session key.

**Output Param** LPPROTLUXCHECKMACOUT lpvData;

```
typedef struct _prot_lux_check_mac_out
{
    WORD                wCommand;
    WORD                wResult;
} PROTLUXCHECKMACOUT, *LPPROTLUXCHECKMACOUT;
```

*wCommand*

Is set to WFS\_CMD\_ENC\_IO\_LUX\_CHECK\_MAC.

*wResult*

The command reply codes (see general definition in the first paragraph). The following specific error codes can be returned:

Value	Meaning
PROT_LUX_ERR_VERIFICATION_FAILED	Verification Failed. The MAC generated by this command does not compare with the MAC passed in by the application.

**Comments** If the value of *wResult* is PROT\_LUX\_SUCCESS, then the MAC check was successful. This command will return generic error PROT\_LUX\_ERR\_INVALID\_KEY when MK\_MAC key is not loaded.

### 9.1.4 WFS\_CMD\_ENC\_IO\_LUX\_BUILD\_PINBLOCK

---

**Description** This command is used to construct the PIN blocks described below for remote PIN check. For PIN block format see comment section below.

To access the WFS\_CMD\_ENC\_IO\_LUX\_BUILD\_PINBLOCK command, the structure WFSPINENCIO of the WFS\_CMD\_PIN\_ENC\_IO command has to be defined as required by the Luxembourg protocol (see general definition in the first paragraph). The only definitions specific to this command are the input and output structures pointed by the *lpvData* fields. Those are defined as follows:

**Input Param** LPPROTLUXPINBLOCKIN *lpvData*;

```
typedef struct _prot_lux_pinblock_in
{
    WORD                wCommand;
    WORD                wFormat;
} PROTLUXPINBLOCKIN, *LPPROTLUXPINBLOCKIN;
```

*wCommand*

Is set to WFS\_CMD\_ENC\_IO\_LUX\_BUILD\_PINBLOCK.

*wFormat*

Specifies the format of the PIN block. Possible values are:

Value	Meaning
PROT_LUXFORMISO1	ISO-1 PIN Block

**Output Param** PROTLUXPINBLOCKOUT *lpvData*;

```
typedef struct _prot_lux_pinblock_out
{
    WORD                wCommand;
    WORD                wResult;
    LPWFSXDATA         lpxPinBlock;
    LPWFSXDATA         lpxRandom;
} PROTLUXPINBLOCKOUT, *LPPROTLUXPINBLOCKOUT;
```

*wCommand*

Is set to WFS\_CMD\_ENC\_IO\_LUX\_BUILD\_PINBLOCK.

*wResult*

The command reply codes (see general definition in the first paragraph). The following specific error can be returned:

Value	Meaning
PROT_LUX_ERR_PIN_FORMAT_LENGTH	The PIN block could not be constructed because PIN was not entered or the PIN length was invalid.

*lpxPinBlock*

The *lpxPinBlock* parameter contains the constructed PIN block.

*lpxRandom*

The *lpxRandom* parameter contains the random value used to calculate the session key.

**Comments** The PIN block is constructed in an ISO-1 format with random number padding and then Triple DES encrypted using a random session key. The encrypted PIN block is returned with the *lpxRandom* value that was used to obtain the random session key. This command will return generic error PROT\_LUX\_ERR\_INVALID\_KEY when MK\_PAC key is not loaded.

### 9.1.5 WFS\_CMD\_ENC\_IO\_LUX\_DECRYPT\_TDES

---

**Description** This command is used to decrypt the data according to triple DES algorithm.

To access the WFS\_CMD\_ENC\_IO\_LUX\_DECRYPT\_TDES command, the structure WFSPINENCIO of the WFS\_CMD\_PIN\_ENC\_IO command has to be defined as required by the Luxembourg protocol (see general definition in the first paragraph). The only definitions specific to this command are the input and output structures pointed by the *lpvData* fields. Those are defined as follows:

**Input Param** LPPROTLUXDECRYPTTTDESIN lpvData;

```
typedef struct _prot_lux_decrypt_tdes_in
{
    WORD                wCommand;
    WORD                wType;
    LPWFSXDATA          lpxData;
    LPWFSXDATA          lpxIV;
    LPWFSXDATA          lpxRandom;
} PROTLUXDECRYPTTTDESIN, *LPPROTLUXDECRYPTTTDESIN;
```

*wCommand*

Is set to WFS\_CMD\_ENC\_IO\_LUX\_DECRYPT\_TDES.

*wType*

An integer word specifying the type of triple DES decryption to be used as one of the following flags:

Value	Meaning
PROT_LUXTRIDESECB	Triple DES with Electronic Code Book.
PROT_LUXTRIDESCBC	Triple DES with Cipher Block Chaining.

*lpxData*

The *lpxData* parameter contains the data to be decrypted. Data must be multiple of 8-byte blocks.

*lpxIV*

If *wType* is WFS\_PIN\_LUXTRIDESCBC then this field contains the 8 bytes of data containing the Initial Value needed for decryption in CBC mode. Otherwise this field is ignored.

*lpxRandom*

The *lpxRandom* parameter contains the random value used to calculate the session key.

**Output Param** LPPROTLUXDECRYPTTTDESOUT lpvData;

```
typedef struct _prot_lux_decrypt_tdes_out
{
    WORD                wCommand;
    WORD                wResult;
    LPWFSXDATA          lpxData;
} PROTLUXDECRYPTTTDESOUT, *LPPROTLUXDECRYPTTTDESOUT;
```

*wCommand*

Is set to WFS\_CMD\_ENC\_IO\_LUX\_DECRYPT\_TDES.

*wResult*

The command reply codes (see general definition in the first paragraph).

*lpxData*

The *lpxData* parameter contains the decrypted data.

**Comments** The Triple-DES decryption uses a random session key. The session key is derived from a random number that is provided in *lpxRandom*. This command will return generic error PROT\_LUX\_ERR\_INVALID\_KEY when MK\_ENC key is not loaded.

## 9.1.6 WFS\_CMD\_ENC\_IO\_LUX\_ENCRYPT\_TDES

---

**Description** This command is used to encrypt the data according to triple DES algorithm.

To access the WFS\_CMD\_ENC\_IO\_LUX\_ENCRYPT\_TDES command, the structure WFSPINENCIO of the WFS\_CMD\_PIN\_ENC\_IO command has to be defined as required by the Luxembourg protocol (see general definition in the first paragraph). The only definitions specific to this command are the input and output structures pointed by the *lpvData* fields. Those are defined as follows:

**Input Param** LPPROTLUXENCRYPTTTDESIN lpvData;

```
typedef struct _prot_lux_encrypt_tdes_in
{
    WORD                wCommand;
    WORD                wType;
    LPWFSXDATA         lpaData;
    LPWFSXDATA         lpIV;
} PROTLUXENCRYPTTTDESIN, *LPPROTLUXENCRYPTTTDESIN;
```

*wCommand*

Is set to WFS\_CMD\_ENC\_IO\_LUX\_ENCRYPT\_TDES.

*wType*

An integer word specifying the type of triple DES encryption to be used as one of the following flags:

Value	Meaning
WFS_PIN_LUXTRIDESECB	Triple DES with Electronic Code Book.
WFS_PIN_LUXTRIDESCBC	Triple DES with Cipher Block Chaining.

*lpaData*

The *lpaData* parameter contains the data to be encrypted. Data must be multiple of 8-byte blocks. Application must fill the end of the data with 0x00 if the data does not contain a multiple of 8-byte blocks.

*lpIV*

If *wType* is WFS\_PIN\_LUXTRIDESCBC then this field contains the 8 bytes of data containing the Initial Value needed for encryption in CBC mode. Otherwise this field is ignored.

**Output Param** LPPROTLUXENCRYPTTTDESOUT lpvData;

```
typedef struct _prot_lux_encrypt_tdes_out
{
    WORD                wCommand;
    WORD                wResult;
    LPWFSXDATA         lpaData;
    LPWFSXDATA         lpRandom;
} PROTLUXENCRYPTTTDESOUT, *LPPROTLUXENCRYPTTTDESOUT;
```

*wCommand*

Is set to WFS\_CMD\_ENC\_IO\_LUX\_ENCRYPT\_TDES.

*wResult*

The command reply codes (see general definition in the first paragraph).

*lpaData*

The *lpaData* parameter contains the encrypted data.

*lpRandom*

The *lpRandom* parameter contains the random value used to calculate the session key.

**Comments** The Triple-DES encryption uses a random session key. The session key is derived from a random number that is returned in *lpRandom*. This command will return generic error.

## 9.1.7 Luxemburg-specific Header File

This header section is to be created into a separate file from the standard xfspin.h and identifies the definitions for the Luxemburg Protocol only.

```

/*****
*
*xfspinlux.h XFS - Personal Identification Number Keypad (PIN) Luxemburg
*Protocol definitions
*
*
*
*****/
#ifndef __INC_XFSPINLUX_H
#define __INC_XFSPINLUX_H

#ifdef __cplusplus
extern "C" {
#endif

/* be aware of alignment */
#pragma pack(push,1)

/* values of PROTLUXIN.wCommand */

#define WFS_CMD_ENC_IO_LUX_LOAD_APPKEY (0x0001)
#define WFS_CMD_ENC_IO_LUX_GENERATE_MAC (0x0002)
#define WFS_CMD_ENC_IO_LUX_CHECK_MAC (0x0003)
#define WFS_CMD_ENC_IO_LUX_BUILD_PINBLOCK (0x0004)
#define WFS_CMD_ENC_IO_LUX_DECRYPT_TDES (0x0005)
#define WFS_CMD_ENC_IO_LUX_ENCRYPT_TDES (0x0006)

#define PROT_LUX_RESULT_OFFSET (0)

/* values of PROTLUXOUT.wResult */

#define PROT_LUX_SUCCESS (0)
#define PROT_LUX_ERR_INVALID_CMD (USHRT_MAX-(PROT_LUX_RESULT_OFFSET))
#define PROT_LUX_ERR_INVALID_DATA (USHRT_MAX-(PROT_LUX_RESULT_OFFSET + 1))
#define PROT_LUX_ERR_INVALID_KEY (USHRT_MAX-(PROT_LUX_RESULT_OFFSET + 2))

/* values of PROTLUXLOADAPPKEYOUT.wResult */
/* values of PROTLUXCHECKMACOUT.wResult */

#define PROT_LUX_ERR_VERIFICATION_FAILED (USHRT_MAX - (PROT_LUX_RESULT_OFFSET + 3))

/* values of PROTLUXPINBLOCKOUT.wResult */

#define PROT_LUX_ERR_PIN_FORMAT_LENGTH (USHRT_MAX - (PROT_LUX_RESULT_OFFSET + 4))

/* values of PROTLUXDECRYPTTDESIN.wType and PROTLUXENCRYPTTDESIN.wType*/

#define PROT_LUXTRIDSECB (0x0000)
#define PROT_LUXTRIDSCBC (0x0001)

/* values of PROTLUXPINBLOCKIN.fwFormat */

#define PROT_LUXFORMISO1 (0x0001)

// Used to type-cast specific command to access common fields
typedef struct _prot_lux_in
{
    WORD wCommand;
} PROTLUXIN, *LPPROTLUXIN;

// Used to type-cast specific response to access common fields

```

## CWA 16926-65:2020 (E)

```
typedef struct _prot_lux_out
{
    WORD                wCommand;
    WORD                wResult;
} PROTLUXOUT, *LPPROTLUXOUT;

typedef struct _prot_lux_load_app_key_in
{
    WORD                wCommand;
    LPSTR               lpsKeyName;
    LPSTR               lpsSequenceNumber;
    LPWFSXDATA         lpxKeyData;
} PROTLUXLOADAPPKEYIN, *LPPROTLUXLOADAPPKEYIN;

typedef struct _prot_lux_load_app_key_out
{
    WORD                wCommand;
    WORD                wResult;
} PROTLUXLOADAPPKEYOUT, *LPPROTLUXLOADAPPKEYOUT;

typedef struct _prot_lux_generate_mac_in
{
    WORD                wCommand;
    LPWFSXDATA         lpxData;
    WORD                wMacLength;
} PROTLUXGENERATEMACIN, *LPPROTLUXGENERATEMACIN;

typedef struct _prot_lux_generate_mac_out
{
    WORD                wCommand;
    WORD                wResult;
    LPWFSXDATA         lpxMac;
    LPWFSXDATA         lpxRandom;
} PROTLUXGENERATEMACOUT, *LPPROTLUXGENERATEMACOUT;

typedef struct _prot_lux_check_mac_in
{
    WORD                wCommand;
    LPWFSXDATA         lpxData;
    LPWFSXDATA         lpxMac;
    LPWFSXDATA         lpxRandom;
} PROTLUXCHECKMACIN, *LPPROTLUXCHECKMACIN;

typedef struct _prot_lux_check_mac_out
{
    WORD                wCommand;
    WORD                wResult;
} PROTLUXCHECKMACOUT, *LPPROTLUXCHECKMACOUT;

typedef struct _prot_lux_pinblock_in
{
    WORD                wCommand;
    WORD                wFormat;
} PROTLUXPINBLOCKIN, *LPPROTLUXPINBLOCKIN;

typedef struct _prot_lux_pinblock_out
{
    WORD                wCommand;
    WORD                wResult;
    LPWFSXDATA         lpxPinBlock;
    LPWFSXDATA         lpxRandom;
} PROTLUXPINBLOCKOUT, *LPPROTLUXPINBLOCKOUT;

typedef struct _prot_lux_decrypt_tdes_in
{
    WORD                wCommand;
    WORD                wType;
    LPWFSXDATA         lpxData;
    LPWFSXDATA         lpxIV;
    LPWFSXDATA         lpxRandom;
}
```



```

} PROTLUXDECRYPTTDESIN, *LPPROTLUXDECRYPTTDESIN;

typedef struct _prot_lux_decrypt_tdes_out
{
    WORD                wCommand;
    WORD                wResult;
    LPWFSXDATA         lpxData;
} PROTLUXDECRYPTTDESOUT, *LPPROTLUXDECRYPTTDESOUT;

typedef struct _prot_lux_encrypt_tdes_in
{
    WORD                wCommand;
    WORD                wType;
    LPWFSXDATA         lpxData;
    LPWFSXDATA         lpxIV;
} PROTLUXENCRYPTTDESIN, *LPPROTLUXENCRYPTTDESIN;

typedef struct _prot_lux_encrypt_tdes_out
{
    WORD                wCommand;
    WORD                wResult;
    LPWFSXDATA         lpxData;
    LPWFSXDATA         lpxRandom;
} PROTLUXENCRYPTTDESOUT, *LPPROTLUXENCRYPTTDESOUT;

/* restore alignment */
#pragma pack(pop)

#ifdef __cplusplus
} /*extern "C"*/
#endif

#endif /* __INC_XFSPINLUX_H */

```

## 9.2 China Protocol

---

The general XFS command WFS\_CMD\_PIN\_ENC\_IO is used to communicate transparently with the security module (see also command specifications).

In particular, to access the China encryption commands defined in the following paragraphs, the input structure WFSPINENCIO of the WFS\_CMD\_PIN\_ENC\_IO command has to be defined as follows:

**Input Param** LPWFSPINENCIO lpEncIoIn;

```

typedef struct _wfs_pin_enc_io
{
    WORD                wProtocol;
    ULONG              ulDataLength;
    LPVOID              lpvData;
} WFSPINENCIO, *LPWFSPINENCIO;

```

*wProtocol*

Must be set to the constant WFS\_PIN\_ENC\_PROT\_CHN.

*ulDataLength*

Specifies the length in bytes of the structure pointed to by the following field *lpvData*.

*lpvData*

Points to an input structure that contains the data specific to the China protocol that has to be sent to the encryption module. This input structure is specific for each command defined in the protocol (see following paragraphs), but has following general form:

```

LPPROTCHNIN                lpvData;

```

```
typedef struct _prot_chn_in
{
    WORD wCommand;
    ... Command Input Data ...
} PROTCHNIN, *LPPROTCHNIN;
```

*wCommand*

Specifies the command that has to be executed in the security module.

Value	Meaning
WFS_CMD_ENC_IO_CHN_DIGEST	Compute a hash code.
WFS_CMD_ENC_IO_CHN_SET_SM2_PARAM	Set SM2 parameter.
WFS_CMD_ENC_IO_CHN_IMPORT_SM2_PUBLIC_KEY	Load SM2 public key.
WFS_CMD_ENC_IO_CHN_SIGN	Sign SM2 algorithm data.
WFS_CMD_ENC_IO_CHN_VERIFY	Verify SM2 algorithm signature.
WFS_CMD_ENC_IO_CHN_EXPORT_SM2_ISSUER_SIGNED_ITEM	Export data elements.
WFS_CMD_ENC_IO_CHN_GENERATE_SM2_KEY_PAIR	Generate a new SM2 key pair.
WFS_CMD_ENC_IO_CHN_EXPORT_SM2_EPP_SIGNED_ITEM	Export data elements signed by a private key.
WFS_CMD_ENC_IO_CHN_IMPORT_SM2_SIGNED_SM4_KEY	Load SM4 key.

... *Command Input Data* ...

Specifies the command input data. This field is specific for each command defined in the protocol (see following paragraphs).

In the same way, to access the results of the private China encryption commands, the output structure LPWFSPINENCIO of the WFS\_CMD\_PIN\_ENC\_IO command will be as follows:

**Output Param** LPWFSPINENCIO lpEncIoOut;

```
typedef struct _wfs_pin_enc_io
{
    WORD wProtocol;
    ULONG ulDataLength;
    LPVOID lpvData;
} WFSPINENCIO, *LPWFSPINENCIO;
```

*wProtocol*

Is set to the constant WFS\_PIN\_ENC\_PROT\_CHN.

*ulDataLength*

Specifies the length in bytes of the structure pointed to by the following field *lpvData*.

*lpvData*

Points to a PROTCHNOUT structure that contains the reply data specific to the China protocol. This output structure is specific for each command defined in the protocol (see following paragraphs), but has following general form:

```
typedef struct _prot_chn_out
{
    WORD wCommand;
    WORD wResult;
    ... Command Output Data ...
} PROTCHNOUT, *LPPROTCHNOUT;
```

*wCommand*

Specifies the command that has to be executed in the encryption module. This field contains the same value as the corresponding field in the input structure.

*wResult*

Specifies the command reply codes specific for this protocol. Possible general values for the China protocol are:

Value	Meaning
PROT_CHN_SUCCESS	Command terminated correctly.
PROT_CHN_ERR_INVALID_CMD	Invalid command. The <i>wCommand</i> issued is not valid or not supported.

PROT\_CHN\_ERR\_INVALID\_DATA

The data structure passed as input parameter for the command contains invalid or incoherent data.

PROT\_CHN\_ERR\_INVALID\_KEY

The key needed for the operation was not loaded or is invalid. This operation failed.

... *Command Output Data* ...

Specifies the command output data. This field is specific for each command defined in the protocol (see following paragraphs). In the case of an error, the command specific structure is returned, but only the *wCommand* and the *wResult* fields are valid.

**Comments**

China encryption commands defined in the following paragraphs will return the generic error PROT\_CHN\_ERR\_INVALID\_DATA when the input data is invalid.

## 9.2.1 WFS\_CMD\_ENC\_IO\_CHN\_DIGEST

---

**Description:** This command is used to compute a hash code on a stream of data using the specified SM3 hash algorithm. This command can be used to verify PBOC static and dynamic data.

**Input Param** LPPROTCHNDIGESTIN lpDigestIn;

```
typedef struct _prot_chn_digest_in
{
    WORD                wCommand;
    WORD                wHashAlgorithm;
    LPWFSXDATA         lpxDigestInput;
} PROTCHNDIGESTIN, *LPPROTCHNDIGESTIN;
```

*wCommand*

Is set to WFS\_CMD\_ENC\_IO\_CHN\_DIGEST.

*wHashAlgorithm*

Specifies which hash algorithm should be used to calculate the hash.

Value	Meaning
PROT_CHN_HASH_SM3_DIGEST	The SM3 digest algorithm. SM3 Cryptographic hash algorithm is defined in Password industry standard of the People's Republic of China GM/T 0004.

*lpxDigestInput*

Pointer to the structure that contains the length and the data to be hashed.

**Output Param** LPPROTCHNDIGESTOUT lpDigestOut;

```
typedef struct _prot_chn_digest_out
{
    WORD                wCommand;
    WORD                wResult;
    LPWFSXDATA         lpxDigestOutput;
} PROTCHNDIGESTOUT, *LPPROTCHNDIGESTOUT;
```

*wCommand*

Is set to WFS\_CMD\_ENC\_IO\_CHN\_DIGEST.

*wResult*

The command reply codes (see general definition in the first paragraph). The following specific error can be returned:

Value	Meaning
PROT_CHN_ERR_PIN_ACCESSDENIED	The encryption module is either not initialized or not ready for any vendor specific reason.

*lpxDigestOutput*

Pointer to the structure that contains the length and the data containing the calculated hash.

**Comments** None.

## 9.2.2 WFS\_CMD\_ENC\_IO\_CHN\_SET\_SM2\_PARAM

**Description** This command is used to set SM2 algorithm parameter. The SM2 algorithm is based on elliptic curves. Six parameters need to be set before using to calculate. There are defined in Password industry standard of the People's Republic of China GM/T 0003.5-2012 [Ref. 43].

**Input Param** LPPROTCHNSM2ALGORITHMPARAMIN lpSM2AlgorithmParamIn;

```
typedef struct __prot_chn_sm2_algorithm_param_in
{
    WORD                    wCommand;
    LPWFSXDATA             lpxP;
    LPWFSXDATA             lpxA;
    LPWFSXDATA             lpxB;
    LPWFSXDATA             lpxN;
    LPWFSXDATA             lpxXg;
    LPWFSXDATA             lpxYg;
} PROTCHNSM2ALGORITHMPARAMIN, *LPPROTCHNSM2ALGORITHMPARAMIN;
```

*wCommand*

Is set to WFS\_CMD\_ENC\_IO\_CHN\_SET\_SM2\_PARAM.

*lpxP*

Prime number  $p$ . It should be greater than 3. It is used to define prime number field  $F_p$ . It is defined in Password industry standard of the People's Republic of China GM/T 0003.5-2012 [Ref. 43].

*lpxA*

An element  $a$  in prime number field  $F_p$ . They are used to define elliptic curve's equation:  $y^2 = x^3 + a*x + b$ . It is defined in Password industry standard of the People's Republic of China GM/T 0003.5-2012 [Ref. 43].

*lpxB*

An element  $b$  in prime number field  $F_p$ . They are used to define elliptic curve's equation:  $y^2 = x^3 + a*x + b$ . It is defined in Password industry standard of the People's Republic of China GM/T 0003.5-2012 [Ref. 43].

*lpxN*

The number of base points on the elliptic curve. It should be greater than  $2^{191}$ , and greater than  $4*p^{1/2}$ . It is defined in Password industry standard of the People's Republic of China GM/T 0003.5-2012 [Ref. 43].

*lpxXg*

The X coordinate of one base point  $G=(X_G, Y_G)$  on the elliptic curve. The base point  $G$  should be in the set of prime number field  $F_p$ . It is defined in Password industry standard of the People's Republic of China GM/T 0003.5-2012 [Ref. 43].

*lpxYg*

The Y coordinate of one base point  $G=(X_G, Y_G)$  on the elliptic curve. The base point  $G$  should be in the set of prime number field  $F_p$ . It is defined in Password industry standard of the People's Republic of China GM/T 0003.5-2012 [Ref. 43].

**Output Param** LPPROTCHNSM2ALGORITHMPARAMOUT lpSM2AlgorithmParamOut;

```
typedef struct __prot_chn_sm2_algorithm_param_out
{
    WORD                    wCommand;
    WORD                    wResult;
} PROTCHNSM2ALGORITHMPARAMOUT, *LPPROTCHNSM2ALGORITHMPARAMOUT;
```

*wCommand*

Is set to WFS\_CMD\_ENC\_IO\_CHN\_SET\_SM2\_PARAM.

*wResult*

The command reply codes (see general definition in the first paragraph).

**Comments** None.

### 9.2.3 WFS\_CMD\_ENC\_IO\_CHN\_IMPORT\_SM2\_PUBLIC\_KEY

---

**Description** The Public SM2 key passed by the application is loaded in the encryption module. The *dwUse* parameter restricts the cryptographic functions that the imported key can be used for.

**Input Param** LPPROTCHNIMPORTSM2PUBLICKEYIN lpImportSM2PublicKeyIn;

```
typedef struct _prot_chn_import_sm2_public_key_in
{
    WORD                wCommand;
    LPSTR               lpsKey;
    LPWFSXDATA         lpxValue;
    DWORD              dwUse;
    LPSTR               lpsSigKey;
    DWORD              dwSM2SignatureAlgorithm;
    LPWFSXDATA         lpxSignature;
} PROTCHNIMPORTSM2PUBLICKEYIN, *LPPROTCHNIMPORTSM2PUBLICKEYIN;
```

*wCommand*

Is set to WFS\_CMD\_ENC\_IO\_CHN\_IMPORT\_SM2\_PUBLIC\_KEY.*lpsKey*  
Specifies the name of key being loaded.

*lpxValue*

Contains the GM/T 2012 SM2 Public Key to be loaded.

*dwUse*

Specifies the type of access for which the key can be used. If this parameter equals zero, the key is deleted. Otherwise the parameter can be one of the following flags:

Value	Meaning
PROT_CHN_USESM2PUBLIC	Key is used as a public key for SM2 Encryption including PBOC PIN block creation.
PROT_CHN_USESM2PUBLICVERIFY	Key is used as a public key for SM2 signature verification and/or data decryption.

If *dwUse* equals zero the specified key is deleted.

When no signature is required to authenticate the deletion of a public key, all parameters but *lpsKey* are ignored. In addition, WFS\_CMD\_ENC\_IO\_CHN\_IMPORT\_SM2\_PUBLIC\_KEY and WFS\_CMD\_ENC\_IO\_CHN\_IMPORT\_SM2\_SIGNED\_SM4\_KEY can be used to delete a key that has been imported with this command.

When a signature is required to authenticate the deletion of the public key, all parameters in the command are used. *lpxValue* must contain the concatenation of the Security Item which uniquely identifies the PIN device (see the command WFS\_CMD\_ENC\_IO\_CHN\_EXPORT\_SM2\_ISSUER\_SIGNED\_ITEM) and the GM/T 2012 SM2 public key to be deleted. *lpxSignature* contains the signature generated from *lpxValue* using the private key component of the public key being deleted.

The equivalent commands in the certificate scheme must not be used to delete a key imported through the signature scheme.

*lpsSigKey*

*lpsSigKey* specifies the name of a previously loaded asymmetric key (i.e. a SM2 Public Key) which will be used to verify the signature passed in *lpxSignature*. The default Signature Issuer public key (installed in a secure environment during manufacture) will be used, if *lpsSigKey* is either NULL or contains the name of the default Signature issuer.

*dwSM2SignatureAlgorithm*

Defines the algorithm used to generate the Signature specified in *lpxSignature*. Contains one of the following values:

Value	Meaning
PROT_CHN_PIN_SIGN_NA	No signature algorithm specified. No signature verification will take place and the contents of <i>lpsSigKey</i> and <i>lpxSignature</i> are ignored.

PROT\_CHN\_SIGN\_SM2\_GM\_T\_2012      Use the GM/T 2012 SM2 algorithm.

*lpxSignature*

Contains the Signature associated with the key being imported or deleted. The Signature is used to validate the key request has been received from a trusted sender. This value contains NULL when no key validation is required.

**Output Param** LPPROTCHNIMPORTSM2PUBLICKEYOUT lpImportSM2PublicKeyOut;

```
typedef struct _prot_chn_import_sm2_public_key_out
{
    WORD                wCommand;
    WORD                wResult;
    DWORD               dwSM2KeyCheckMode;
    LPWFSXDATA         lpxKeyCheckValue;
} PROTCHNIMPORTSM2PUBLICKEYOUT, *LPPROTCHNIMPORTSM2PUBLICKEYOUT;
```

*wCommand*

Is set to WFS\_CMD\_ENC\_IO\_CHN\_IMPORT\_SM2\_PUBLIC\_KEY.

*wResult*

The command reply codes (see general definition in the first paragraph). The following specific error codes are possible:

Value	Meaning
PROT_CHN_ERR_PIN_ACCESSDENIED	The encryption module is either not initialized or not ready for any vendor specific reason.
PROT_CHN_ERR_PIN_KEYNOTFOUND	The key name supplied in <i>lpsSigKey</i> was not found.
PROT_CHN_ERR_PIN_USEVIOLATION	An invalid use was specified for the key being imported.
PROT_CHN_ERR_PIN_DUPLICATEKEY	A key exists with that name and cannot be overwritten.
PROT_CHN_ERR_PIN_INVALIDKEYLENGTH	The length of <i>lpxValue</i> is not supported.
PROT_CHN_ERR_PIN_NOKEYRAM	There is no space left in the key RAM for a key of the specified type.
PROT_CHN_ERR_PIN_SIG_NOT_SUPP	The Service Provider does not support the Signature Algorithm requested. The key was discarded.
PROT_CHN_PIN_SIGNATUREINVALID	The signature verification failed. The key has not been stored or deleted.

*dwSM2KeyCheckMode*

Defines algorithm/method used to generate the public key check value/thumb print. The check value can be used to verify that the public key has been imported correctly. It can be one of the following flags:

Value	Meaning
PROT_CHN_SM2_KCV_NONE	No check value is returned in <i>lpxKeyCheckValue</i> .
PROT_CHN_SM2_KCV_SM3	<i>lpxKeyCheckValue</i> contains a SM3 digest of the public key.

*lpxKeyCheckValue*

Contains the public key check value as defined by the *dwSM2KeyCheckMode* flag.

**Comments**      None.

## 9.2.4 WFS\_CMD\_ENC\_IO\_CHN\_SIGN

---

**Description** This command is used to sign SM2 algorithm data.

**Input Param** LPPROTCHNSIGNIN lpSignIn;

```
typedef struct _prot_chn_sign_in
{
    WORD                wCommand;
    LPSTR               lpsKey;
    LPSTR               lpSignerID;
    LPWFSXDATA          lpxPlaintextData;
} PROTCHNSIGNIN, *LPPROTCHNSIGNIN;
```

*wCommand*

Is set to WFS\_CMD\_ENC\_IO\_CHN\_SIGN.

*lpsKey*

Specifies the name of the stored key.

*lpSignerID*

Specifies the signer's ID.

*lpxPlaintextData*

Pointer to the data that need to be signed.

**Output Param** LPPROTCHNSIGNOUT lpSignOut;

```
typedef struct _prot_chn_sign_out
{
    WORD                wCommand;
    WORD                wResult;
    LPWFSXDATA          lpxSignData;
} PROTCHNSIGNOUT, *LPPROTCHNSIGNOUT;
```

*wCommand*

Is set to WFS\_CMD\_ENC\_IO\_CHN\_SIGN.

*wResult*

The command reply codes (see general definition in the first paragraph). The following specific error can be returned:

Value	Meaning
PROT_CHN_ERR_PIN_KEYNOTFOUND	The specified key was not found.
PROT_CHN_ERR_PIN_MODENOTSUPPORTED	The specified mode is not supported.
PROT_CHN_ERR_PIN_ACCESSDENIED	The encryption module is either not initialized or not ready for any vendor specific reason.
PROT_CHN_ERR_PIN_KEYNOVALUE	The specified key name was found but the corresponding key value has not been loaded.
PROT_CHN_ERR_PIN_USEVIOLATION	The specified use is not supported by this key.
PROT_CHN_ERR_PIN_INVALIDKEYLENGTH	The length of <i>lpxKeyEncKey</i> or <i>lpxStartValue</i> is not supported or the length of an encryption key is not compatible with the encryption operation required.
PROT_CHN_ERR_PIN_NOCHIPTRANSACTION	A chipcard key is used as encryption key and there is no chip transaction active.
PROT_CHN_ERR_PIN_ALGORITHMNOTSUPP	The specified algorithm is not supported by this key.

*lpxSignData*

Pointer to the signature.



**Comments**      None.

## 9.2.5 WFS\_CMD\_ENC\_IO\_CHN\_VERIFY

---

**Description** This command is used to verify SM2 algorithm signature data.

**Input Param** LPPROTCHNVERIFYIN lpVerifyIn;

```
typedef struct _prot_chn_verify_in
{
    WORD                wCommand;
    LPSTR               lpsKey;
    LPWFSXDATA         lpxPlaintextData;
    LPWFSXDATA         lpxSignData;
} PROTCHNVERIFYIN, *LPPROTCHNVERIFYIN;
```

*wCommand*

Is set to WFS\_CMD\_ENC\_IO\_CHN\_VERIFY.

*lpsKey*

Specifies the name of the stored key.

*lpxCipherData*

User's plain text data.

*lpxSignData*

Signature data signed by WFS\_CMD\_ENC\_IO\_CHN\_SIGN.

**Output Param** LPPROTCHNVERIFYOUT lpVerifyOut;

```
typedef struct __prot_chn_verify_out
{
    WORD                wCommand;
    WORD                wResult;
} PROTCHNVERIFYOUT, *LPPROTCHNVERIFYOUT;
```

*wCommand*

Is set to WFS\_CMD\_ENC\_IO\_CHN\_VERIFY.

*wResult*

The command reply codes (see general definition in the first paragraph). The following specific error can be returned:

Value	Meaning
PROT_CHN_ERR_PIN_SIGNATUREERROR	Signature data is wrong.

**Comments** None

## 9.2.6 WFS\_CMD\_ENC\_IO\_CHN\_EXPORT\_SM2\_ISSUER\_SIGNED\_ITEM

**Description** This command is used to export data elements from the PIN device, which have been signed by an offline Signature Issuer. This command is used when the default keys and Signature Issuer signatures, installed during manufacture, are to be used for remote key loading.

This command allows the following data items are to be exported:

- The Security Item which uniquely identifies the PIN device. This value may be used to uniquely identify a PIN device and therefore confer trust upon any key or data obtained from this device.
- The SM2 Public key component of a public/private key pair that exists within the PIN device. These public/private key pairs are installed during manufacture. Typically, an exported public key is used by the host to encipher the symmetric key.

**Input Param** LPPROTCHNEXPORTSM2ISSUERSIGNEDITEMIN lpExportSM2IssuerSignedItem;

```
typedef struct _prot_chn_export_sm2_issuer_signed_item_in
{
    WORD                wCommand;
    WORD                wExportItemType;
    LPSTR               lpsName;
} PROTCHNEXPORTSM2ISSUERSIGNEDITEMIN,
*LPPROTCHNEXPORTSM2ISSUERSIGNEDITEMIN;
```

*wCommand*

Is set to WFS\_CMD\_ENC\_IO\_CHN\_EXPORT\_SM2\_ISSUER\_SIGNED\_ITEM.

*wExportItemType*

Defines the type of data item to be exported from the PIN. Contains one of the following values:

Value	Meaning
PROT_CHN_PIN_EXPORT_EPP_ID	The Unique ID for the PIN will be exported, <i>lpsName</i> is ignored.
PROT_CHN_PIN_EXPORT_PUBLIC_KEY	The public key identified by <i>lpsName</i> will be exported.

*lpsName*

Specifies the name of the public key to be exported. The private/public key pair was installed during manufacture. If *lpsName* is NULL, then the default EPP public key that is used for symmetric key encryption is exported.

**Output Param** LPPROTCHNEXPORTSM2ISSUERSIGNEDITEMOUT lpExportSM2IssuerSignedItemOut;

```
typedef struct _prot_chn_export_sm2_issuer_signed_item_out
{
    WORD                wCommand;
    WORD                wResult;
    LPWFSXDATA          lpxValue;
    DWORD               dwSM2SignatureAlgorithm;
    LPWFSXDATA          lpxSignature;
} PROTCHNEXPORTSM2ISSUERSIGNEDITEMOUT,
*LPPROTCHNEXPORTSM2ISSUERSIGNEDITEMOUT;
```

*wCommand*

Is set to WFS\_CMD\_ENC\_IO\_CHN\_EXPORT\_SM2\_ISSUER\_SIGNED\_ITEM.

*wResult*

The command reply codes (see general definition in the first paragraph). The following specific error can be returned:

Value	Meaning
PROT_CHN_ERR_PIN_NOPRIVATEKEY	The PIN device does not have a private key.
PROT_CHN_ERR_PIN_ACCESSDENIED	The encryption module is either not initialized or not ready for any vendor specific reason.
PROT_CHN_ERR_PIN_KEYNOTFOUND	The data item identified by <i>lpsName</i> was not found.

**CWA 16926-65:2020 (E)**

*lpxValue*

If a public key was requested then *lpxValue* contains the GM/T 2012 SM2 Public Key. If the security item was requested then *lpxValue* contains the PIN's Security Item, which may be vendor specific.

*dwSM2SignatureAlgorithm*

Specifies the algorithm used to generate the Signature returned in *lpxSignature*. Contains one of the following values:

Value	Meaning
PROT_CHN_PIN_SIGN_NA	No signature algorithm used, no signature will be provided in <i>lpxSignature</i> , the data item may still be exported.
PROT_CHN_SIGN_SM2_GM_T_2012	GM/T 2012 SM2 algorithm used.

*lpxSignature*

Specifies the SM2 signature of the data item exported. NULL can be returned when key Signatures are not supported.

**Comments**      None.

## 9.2.7 WFS\_CMD\_ENC\_IO\_CHN\_GENERATE\_SM2\_KEY\_PAIR

**Description** This command will generate a new SM2 key pair. The public key generated as a result of this command can subsequently be obtained by calling WFS\_CMD\_PIN\_EXPORT\_SM2\_EPP\_SIGNED\_ITEM.

The newly generated key pair can only be used for the use defined in the *dwUse* flag. This flag defines the use of the private key; its public key can only be used for the inverse function.

**Input Param** LPPROTCHNGENERATESM2KEYPAIRIN lpGenerateSM2KeyPairIn;

```
typedef struct _prot_chn_generate_sm2_keypair_in
{
    WORD                wCommand;
    LPSTR               lpsKey;
    DWORD              dwUse;
} PROTCHNGENERATESM2KEYPAIRIN, *LPPROTCHNGENERATESM2KEYPAIRIN;
```

*wCommand*

Is set to WFS\_CMD\_ENC\_IO\_CHN\_GENERATE\_SM2\_KEY\_PAIR.

*lpsKey*

Specifies the name of the new key-pair to be generated. Details of the generated key-pair can be obtained through the WFS\_INF\_PIN\_KEY\_DETAIL\_EX command.

*dwUse*

Specifies what the private key component of the key pair can be used for. The public key part can only be used for the inverse function. For example, if the WFS\_PIN\_USESM2PRIVATESIGN use is specified, then the private key can only be used for signature generation and the partner public key can only be used for verification. *dwUse* can take one of the following values:

Value	Meaning
PROT_CHN_USESM2PRIVATE	Key is used as a private key for SM2 decryption.
PROT_CHN_USESM2PRIVATESIGN	Key is used as a private key for SM2 Signature generation. Only data generated within the device can be signed.

**Output Param** LPPROTCHNGENERATESM2KEYPAIROUT lpGenerateSM2KeyPairOut;

```
typedef struct __ prot_chn_generate_sm2_keypair_out
{
    WORD                wCommand;
    WORD                wResult;
} PROTCHNGENERATESM2KEYPAIROUT, *LPPROTCHNGENERATESM2KEYPAIROUT;
```

*wCommand*

Is set to WFS\_CMD\_ENC\_IO\_CHN\_GENERATE\_SM2\_KEY\_PAIR.

*wResult*

The command reply codes (see general definition in the first paragraph). The following specific error can be returned:

Value	Meaning
PROT_CHN_ERR_PIN_ACCESSDENIED	The encryption module is either not initialized or not ready for any vendor specific reason.
PROT_CHN_ERR_PIN_INVALID_MOD_LEN	The modulus length specified is invalid.
PROT_CHN_ERR_PIN_USEVIOLATION	The specified use is not supported by this key.
PROT_CHN_ERR_PIN_DUPLICATEKEY	A key exists with that name and cannot be overwritten.
PROT_CHN_ERR_PIN_KEY_GENERATION_ERROR	The EPP is unable to generate a key pair.

**Comments** None.

## 9.2.8 WFS\_CMD\_ENC\_IO\_CHN\_EXPORT\_SM2\_EPP\_SIGNED\_ITEM

**Description** This command is used to export data elements from the PIN device that have been signed by a private key within the EPP. This command is used in place of the WFS\_CMD\_ENC\_IO\_CHN\_EXPORT\_SM2\_ISSUER\_SIGNED\_ITEM command, when a private key generated within the PIN device is to be used to generate the signature for the data item. This command allows an application to define which of the following data items are to be exported:

- The Security Item which uniquely identifies the PIN device. This value may be used to uniquely identify a PIN device and therefore confer trust upon any key or data obtained from this device.
- The SM2 Public key component of a public/private key pair that exists within the PIN device.

The public/private key pairs exported by this command are either installed during manufacture or generated through the WFS\_CMD\_ENC\_IO\_CHN\_GENERATE\_SM2\_KEY\_PAIR command.

The WFS\_INF\_PIN\_KEY\_DETAIL\_EX command can be used to determine the valid uses for the exported public key.

**Input Param** LPPROTCHNEXPORTSM2EPPSIGNEDITEMIN lpExportSM2EPPSignedItemIn;

```
typedef struct _prot_chn_export_sm2_epp_signed_item_in
{
    WORD                wCommand;
    WORD                wExportItemType;
    LPSTR               lpsName;
    LPSTR               lpsSigKey;
    DWORD               dwSignatureAlgorithm;
} PROTCHNEXPORTSM2EPPSIGNEDITEMIN,
*LPPROTCHNEXPORTSM2EPPSIGNEDITEMIN
```

*wCommand*

Is set to WFS\_CMD\_ENC\_IO\_CHN\_EXPORT\_SM2\_EPP\_SIGNED\_ITEM.

*wExportItemType*

Defines the type of data item to be exported from the PIN. Contains one of the following values:

Value	Meaning
PROT_CHN_PIN_EXPORT_EPP_ID	The Unique ID for the PIN will be exported, <i>lpsName</i> is ignored.
PROT_CHN_PIN_EXPORT_PUBLIC_KEY	The public key identified by <i>lpsName</i> will be exported.

*lpsName*

Specifies the name of the public key to be exported. This can either be the name of a key-pair generated through WFS\_CMD\_ENC\_IO\_CHN\_GENERATE\_SM2\_KEY\_PAIR or the name of one of the default key-pairs installed during manufacture.

*lpsSigKey*

Specifies the name of the private key to use to sign the exported item.

*dwSignatureAlgorithm*.

Specifies the algorithm to use to generate the Signature returned in both the *lpxSelfSignature* and *lpxSignature* fields. Contains one of the following values:

Value	Meaning
PROT_CHN_PIN_SIGN_NA	No signature algorithm used, no signature will be provided in <i>lpxSelfSignature</i> or <i>lpxSignature</i> . The requested item may still be exported.
PROT_CHN_SIGN_SM2_GM_T_2012	GM/T 2012 SM2 algorithm used.

**Output Param** LPPROTCHNEXPORTSM2EPPSIGNEDITEMOUT lpExportSM2EPPSignedItemOut;

```
typedef struct _prot_chn_export_sm2_epp_signed_item_output
{
    WORD                wCommand;
    WORD                wResult;
    LPWFSXDATA          lpxValue;
    LPWFSXDATA          lpxSelfSignature;
    LPWFSXDATA          lpxSignature;
} PROTCHNEXPORTSM2EPPSIGNEDITEMOUT,
*LPPROTCHNEXPORTSM2EPPSIGNEDITEMOUT;
```

*wCommand*

Is set to WFS\_CMD\_ENC\_IO\_CHN\_EXPORT\_SM2\_EPP\_SIGNED\_ITEM.

*wResult*

The command reply codes (see general definition in the first paragraph). The following specific error can be returned:

Value	Meaning
PROT_CHN_ERR_PIN_NOSM2KEYPAIR	The PIN device does not have a private key.
PROT_CHN_ERR_PIN_ACCESSDENIED	The encryption module is either not initialized or not ready for any vendor specific reason.
PROT_CHN_ERR_PIN_KEYNOTFOUND	The data item identified by <i>lpsName</i> was not found.

*lpxValue*

If a public key was requested then *lpxValue* contains the GM/T 2012 SM2 Public Key. If the security item was requested then *lpxValue* contains the PIN's Security Item, which may be vendor specific.

*lpxSelfSignature*

If a public key was requested then *lpxSelfSignature* contains the SM2 signature of the public key exported, generated with the key-pair's private component. NULL can be returned when key Self-Signatures are not supported/required.

*lpxSignature*

Specifies the SM2 signature of the data item exported. NULL can be returned when signatures are not supported/required.

**Comments** None.

## 9.2.9 WFS\_CMD\_ENC\_IO\_CHN\_IMPORT\_SM2\_SIGNED\_SM4\_KEY

**Description** This command is used to load a Symmetric Key that is a SM4 key into the encryptor. The key passed by the application is loaded in the encryption module, the (optional) signature is used during validation, the key is decrypted using the device's SM2 Private Key, and is then stored. The loaded key will be discarded at any stage if any of the above fails.

The *dwUse* parameter restricts the cryptographic functions that the imported key can be used for.

If a Signature algorithm is specified that is not supported by the PIN Service Provider, then the message will not be decrypted and the command fails.

**Input Param** LPPROTCHNIMPORTSM2SIGNEDSM4KEY lpImportSM2SignedSM4KeyIn;

```
typedef struct _prot_chn_import_sm2_signed_sm4_key
{
    WORD                wCommand;
    LPSTR               lpsKey;
    LPSTR               lpsDecryptKey;
    DWORD               dwSM2EncipherAlgorithm;
    LPWFSXDATA         lpxValue;
    DWORD               dwUse;
    LPSTR               lpsSigKey;
    DWORD               dwSM2SignatureAlgorithm;
    LPWFSXDATA         lpxSignature;
} PROTCHNIMPORTSM2SIGNEDSM4KEY, *LPPROTCHNIMPORTSM2SIGNEDSM4KEY;
```

*wCommand*

Is set to WFS\_CMD\_ENC\_IO\_CHN\_IMPORT\_SM2\_SIGNED\_SM4\_KEY.*lpsKey*  
Specifies the name of key being loaded.

*lpsDecryptKey*

Specifies the name of the RSA private key used to decrypt the symmetric key. See section [8.1.8](#) (Default Keys and Security Item loaded during manufacture) for a description of the fixed name defined for the default decryption private key. If *lpsDecryptKey* is NULL then the default decryption private key is used.

*dwSM2EncipherAlgorithm*

Specifies the RSA algorithm that is used, along with the private key, to decipher the imported key. Contains one of the following values:

Value	Meaning
PROT_CHN_SIGN_SM2_GM_T_2012	GM/T 2012 SM2 algorithm used.

*lpxValue*

Specifies the enciphered value of the key to be loaded. *lpxValue* contains the concatenation of the random number (when present) and enciphered key.

*dwUse*

Specifies the type of access for which the key can be used. If this parameter equals zero, the key is deleted. Otherwise, the parameter can be a combination of the following flags:

Value	Meaning
WFS_PIN_USECRYPT	Key is used for encryption and decryption.
WFS_PIN_USEFUNCTION	Key is used for PIN block creation.
WFS_PIN_USEMACING	Key is used for MACing.
WFS_PIN_USEKEYENCKEY	Key is used as key encryption key.
WFS_PIN_USEPINLOCAL	Key is used only for local PIN check.

If *dwUse* equals zero the specified key is deleted. In that case all parameters but *lpsKey* are ignored. WFS\_CMD\_ENC\_IO\_CHN\_IMPORT\_SM2\_PUBLIC\_KEY and WFS\_CMD\_ENC\_IO\_CHN\_IMPORT\_SM2\_SIGNED\_SM4\_KEY can be used to delete a key that has been imported with this command. The equivalent commands in the certificate scheme must not be used to delete a key imported through the signature scheme.



*lpsSigKey*

If *lpsSigKey* is NULL then the key signature will not be used for validation and *lpxSignature* is ignored. Otherwise *lpsSigKey* specifies the name of an Asymmetric Key (i.e. an SM2 Public Key) previously loaded which will be used to verify the signature passed in *lpxSignature*.

*dwSM2SignatureAlgorithm*

Specifies the algorithm used to generate the Signature specified in *lpxSignature*. Contains one of the following values:

Value	Meaning
PROT_CHN_PIN_SIGN_NA	No signature algorithm specified. No signature verification will take place and the content of <i>lpxSignature</i> is ignored.
PROT_CHN_SIGN_SM2_GM_T_2012	GM/T 2012 SM2 algorithm used.

*lpxSignature*

Contains the Signature associated with the key being imported. The Signature is used to validate the key has been received from a trusted sender. The signature is generated over the contents of the *lpxValue*. The *lpxSignature* signature contains NULL when no key validation is required.

**Output Param** LPPROTCHNIMPORTSM2SIGNEDSM4KEYOUTPUT lpImportSM2SignedSM4KeyOutput;

```
typedef struct _prot_chn_import_sm2_signed_sm4_key_output
{
    WORD                wCommand;
    WORD                wResult;
    WORD                wKeyCheckMode;
    LPWFSXDATA         lpxKeyCheckValue;
} PROTCHNIMPORTSM2SIGNEDSM4KEYOUTPUT,
*LPPROTCHNIMPORTSM2SIGNEDSM4KEYOUTPUT;
```

*wCommand*

Is set to WFS\_CMD\_ENC\_IO\_CHN\_IMPORT\_SM2\_SIGNED\_SM4\_KEY.

*wResult*

The command reply codes (see general definition in the first paragraph). The following specific error can be returned:

Value	Meaning
PROT_CHN_ERR_PIN_ACCESSDENIED	The encryption module is either not initialized or not ready for any vendor specific reason.
PROT_CHN_ERR_PIN_DUPLICATEKEY	A key exists with that name and cannot be overwritten.
PROT_CHN_ERR_PIN_KEYNOTFOUND	One of the keys specified were not found.
PROT_CHN_ERR_PIN_KEYNOVALUE	The specified key encryption key is not loaded.
PROT_CHN_ERR_PIN_USEVIOLATION	The specified use is not supported by this key.
PROT_CHN_ERR_PIN_INVALIDKEYLENGTH	The length of <i>lpxValue</i> is not supported.
PROT_CHN_ERR_PIN_NOKEYRAM	There is no space left in the key RAM for a key of the specified type.
PROT_CHN_ERR_PIN_SIG_NOT_SUPP	The Service Provider does not support the Signature Algorithm requested. The key was discarded.
PROT_CHN_ERR_PIN_SIGNATUREINVALID	The signature in the input data is invalid. The key is not stored in the PIN.
PROT_CHN_ERR_PIN_RANDOMINVALID	The encrypted random number in the input data does not match the one previously provided by the EPP. The key is not stored in the PIN.

*wKeyCheckMode*

Specifies the mode that is used to create the key check value. It can be one of the following flags:

**CWA 16926-65:2020 (E)**

Value	Meaning
WFS_PIN_KCVNONE	There is no key check value provided.
WFS_PIN_KCVSELF	The key check value is calculated by an encryption of the key with itself. For a double-length or triple-length key the KCV is generated using SM4 encryption using the first 8 bytes of the key as the source data for the encryption.
WFS_PIN_KCVZERO	The key check value is calculated by an encryption of a zero value with the key.

*lpxKeyCheckValue*

pointer to the key verification data that can be used for verification of the loaded key, NULL if device does not have that capability.

**Comments** None.

## 9.2.10 China-specific Header File

This header section is to be created into a separate file from the standard xfspin.h and identifies the definitions for the China Protocol only.

```

/*****
*
*xfspinchn.h XFS - Personal Identification Number Keypad (PIN) China
*Protocol definitions
*
*
*
*****/
#ifndef __INC_XFSPINCHN_H
#define __INC_XFSPINCHN_H

#ifdef __cplusplus
extern "C" {
#endif

/* be aware of alignment */
#pragma pack(push,1)

/* values of PROTCHNIN.wCommand */

#define WFS_CMD_ENC_IO_CHN_DIGEST (0x0001)
#define WFS_CMD_ENC_IO_CHN_SET_SM2_PARAM (0x0002)
#define WFS_CMD_ENC_IO_CHN_IMPORT_SM2_PUBLIC_KEY (0x0003)
#define WFS_CMD_ENC_IO_CHN_SIGN (0x0004)
#define WFS_CMD_ENC_IO_CHN_VERIFY (0x0005)
#define WFS_CMD_ENC_IO_CHN_EXPORT_SM2_ISSUER_SIGNED_ITEM (0x0006)
#define WFS_CMD_ENC_IO_CHN_GENERATE_SM2_KEY_PAIR (0x0007)
#define WFS_CMD_ENC_IO_CHN_EXPORT_SM2_EPP_SIGNED_ITEM (0x0008)
#define WFS_CMD_ENC_IO_CHN_IMPORT_SM2_SIGNED_SM4_KEY (0x0009)

#define PROT_CHN_RESULT_OFFSET (0)

/* values of PROTCHNOUT.wResult */

#define PROT_CHN_SUCCESS (0)
#define PROT_CHN_ERR_INVALID_CMD (-(PROT_CHN_RESULT_OFFSET + 1))
#define PROT_CHN_ERR_INVALID_DATA (-(PROT_CHN_RESULT_OFFSET + 2))
#define PROT_CHN_ERR_INVALID_KEY (-(PROT_CHN_RESULT_OFFSET + 3))

/* values of PROTCHNDIGESTOUTPUT.wResult, PROTCHNIMPORTSM2PUBLICKEYOUT.wResult,
PROTCHNEXPORTSM2ISSUERSIGNEDITEMOUT.wResult, PROTCHNEXPORTSM2EPPSIGNEDITEMOUT.wResult
and PROTCHNIMPORTSM2SIGNEDSM4KEYOUTPUT.wResult */

#define PROT_CHN_ERR_PIN_ACCESSDENIED (-(PROT_CHN_RESULT_OFFSET + 4))

/* values of PROTCHNIMPORTSM2PUBLICKEYOUT.wResult, PROTCHNDIGESTOUT.wResult,
PROTCHNEXPORTSM2ISSUERSIGNEDITEMOUT.wResult, PROTCHNEXPORTSM2EPPSIGNEDITEMOUT.wResult
and PROTCHNIMPORTSM2SIGNEDSM4KEYOUTPUT.wResult */

#define PROT_CHN_ERR_PIN_KEYNOTFOUND (-(PROT_CHN_RESULT_OFFSET + 5))

/* values of PROTCHNIMPORTSM2PUBLICKEYOUT.wResult, PROTCHNDIGESTOUT.wResult and
PROTCHNIMPORTSM2SIGNEDSM4KEYOUTPUT.wResult */

#define PROT_CHN_ERR_PIN_USEVIOLATION (-(PROT_CHN_RESULT_OFFSET + 6))
#define PROT_CHN_ERR_PIN_INVALIDKEYLENGTH (-(PROT_CHN_RESULT_OFFSET + 7))

/* additional values of PROTCHNIMPORTSM2PUBLICKEYOUT.wResult and
PROTCHNIMPORTSM2SIGNEDSM4KEYOUTPUT.wResult */

#define PROT_CHN_ERR_PIN_DUPLICATEKEY (-(PROT_CHN_RESULT_OFFSET + 8))
#define PROT_CHN_ERR_PIN_SIG_NOT_SUPP (-(PROT_CHN_RESULT_OFFSET + 9))
#define PROT_CHN_ERR_PIN_SIGNATUREINVALID (-(PROT_CHN_RESULT_OFFSET + 10))

```

## CWA 16926-65:2020 (E)

```
/* additional values of PROTCHNSIGNOUT.wResult and
PROTCHNIMPORTSM2SIGNEDSM4KEYOUTPUT.wResult */

#define PROT_CHN_ERR_PIN_MODENOTSUPPORTED          (- (PROT_CHN_RESULT_OFFSET + 11))
#define PROT_CHN_ERR_PIN_KEYNOVALUE                (- (PROT_CHN_RESULT_OFFSET + 12))
#define PROT_CHN_ERR_PIN_NOCHIPTRANSACTION         (- (PROT_CHN_RESULT_OFFSET + 13))
#define PROT_CHN_ERR_PIN_ALGORITHMNOTSUPP         (- (PROT_CHN_RESULT_OFFSET + 14))

/* values of PROTCHNVERIFYOUT.wResult */

#define PROT_CHN_ERR_PIN_SIGNATUREERROR            (- (PROT_CHN_RESULT_OFFSET + 15))

/* values of PROTCHNEXPORTSM2ISSUERSIGNEDITEMOUT.wResult */

#define PROT_CHN_ERR_PIN_NOPRIVATEKEY              (- (PROT_CHN_RESULT_OFFSET + 16))

/* values of PROTCHNGENERATESM2KEYOUT.wResult */

#define PROT_CHN_ERR_PIN_INVALID_MOD_LEN           (- (PROT_CHN_RESULT_OFFSET + 17))
#define PROT_CHN_ERR_PIN_KEY_GENERATION_ERROR      (- (PROT_CHN_RESULT_OFFSET + 18))

/* values of PROTCHNEXPORTSM2EPPSIGNEDITEMOUT.wResult */

#define PROT_CHN_ERR_PIN_NOSM2KEYPAIR              (- (PROT_CHN_RESULT_OFFSET + 19))

/* values of PROTCHNIMPORTSM2SIGNEDSM4KEYOUTPUT.wResult */

#define PROT_CHN_ERR_PIN_NOKEYRAM                  (- (PROT_CHN_RESULT_OFFSET + 20))
#define PROT_CHN_ERR_PIN_RANDOMINVALID             (- (PROT_CHN_RESULT_OFFSET + 21))

/* values of PROTCHNDIGESTIN.wHashAlgorithm */

#define PROT_CHN_HASH_SM3_DIGEST                   (0x0001)

/* values for PROTCHNIMPORTSM2PUBLICKEYIN.dwUse */

#define PROT_CHN_USESM2PUBLIC                       (0x00000001)
#define PROT_CHN_USESM2PUBLICVERIFY                 (0x00000002)

/* values of PROTCHNIMPORTSM2PUBLICKEYIN.dwSM2SignatureAlgorithm,
PROTCHNEXPORTSM2ISSUERSIGNEDITEMOUT.dwSM2SignatureAlgorithm,
PROTCHNEXPORTSM2EPPSIGNEDITEMIN.dwSignatureAlgorithm and
PROTCHNIMPORTSM2SIGNEDSM4KEY.dwSM2SignatureAlgorithm */

#define PROT_CHN_PIN_SIGN_NA                        (0)
#define PROT_CHN_SIGN_SM2_GM_T_2012                (0x00000001)

/* values for PROTCHNIMPORTSM2PUBLICKEYOUT.dwSM2KeyCheckMode */
#define PROT_CHN_SM2_KCV_NONE                       (0x00000001)
#define PROT_CHN_SM2_KCV_SM3                       (0x00000002)

/* values for PROTCHNEXPORTSM2ISSUERSIGNEDITEMIN.wExportItemType,
PROTCHNEXPORTSM2EPPSIGNEDITEMIN.wExportItemType */

#define PROT_CHN_PIN_EXPORT_EPP_ID                  (0x0001)
#define PROT_CHN_PIN_EXPORT_PUBLIC_KEY              (0x0002)

/* values for PROTCHNGENERATESM2KEYOUT.dwUse */
#define PROT_CHN_USESM2PRIVATE                       (0x00000001)
#define PROT_CHN_USESM2PRIVATESIGN                  (0x00000002)

// Used to type-cast specific command to access common fields
typedef struct _prot_chn_in
{
    WORD wCommand;
} PROTCHNIN, *LPPROTCHNIN;

// Used to type-cast specific response to access common fields
typedef struct _prot_chn_out
```

```

{
    WORD                wCommand;
    WORD                wResult;
} PROTCHNOUT, *LPPROTCHNOUT;

typedef struct _prot_chn_digest_in
{
    WORD                wCommand;
    WORD                wHashAlgorithm;
    LPWFSXDATA         lpxDigestInput;
} PROTCHNDIGESTIN, *LPPROTCHNDIGESTIN;

typedef struct _prot_chn_digest_out
{
    WORD                wCommand;
    WORD                wResult;
    LPWFSXDATA         lpxDigestOutput;
} PROTCHNDIGESTOUT, *LPPROTCHNDIGESTOUT;

typedef struct _prot_chn_sm2_algorithm_param_in
{
    WORD                wCommand;
    LPWFSXDATA         lpxP;
    LPWFSXDATA         lpxA;
    LPWFSXDATA         lpxB;
    LPWFSXDATA         lpxN;
    LPWFSXDATA         lpxXg;
    LPWFSXDATA         lpxYg;
} PROTCHNSM2ALGORITHMPARAMIN, *LPPROTCHNSM2ALGORITHMPARAMIN;

typedef struct _prot_chn_sm2_algorithm_param_out
{
    WORD                wCommand;
    WORD                wResult;
} PROTCHNSM2ALGORITHMPARAMOUT, *LPPROTCHNSM2ALGORITHMPARAMOUT;

typedef struct _prot_chn_import_sm2_public_key_in
{
    WORD                wCommand;
    LPSTR              lpsKey;
    LPWFSXDATA         lpxValue;
    DWORD              dwUse;
    LPSTR              lpsSigKey;
    DWORD              dwSM2SignatureAlgorithm;
    LPWFSXDATA         lpxSignature;
} PROTCHNIMPORTSM2PUBLICKEYIN, *LPPROTCHNIMPORTSM2PUBLICKEYIN;

typedef struct _prot_chn_import_sm2_public_key_out
{
    WORD                wCommand;
    WORD                wResult;
    DWORD              dwSM2KeyCheckMode;
    LPWFSXDATA         lpxKeyCheckValue;
} PROTCHNIMPORTSM2PUBLICKEYOUT, *LPPROTCHNIMPORTSM2PUBLICKEYOUT;

typedef struct _prot_chn_sign_in
{
    WORD                wCommand;
    LPSTR              lpsKey;
    LPSTR              lpSignerID;
    LPWFSXDATA         lpxPlaintextData;
} PROTCHNSIGNIN, *LPPROTCHNSIGNIN;

typedef struct _prot_chn_sign_out
{
    WORD                wCommand;
    WORD                wResult;
    LPWFSXDATA         lpxSignData;
} PROTCHNSIGNOUT, *LPPROTCHNSIGNOUT;

```

## CWA 16926-65:2020 (E)

```
typedef struct _prot_chn_verify_in
{
    WORD                wCommand;
    LPSTR               lpsKey;
    LPWFSXDATA         lpxPlaintextData;
    LPWFSXDATA         lpxSignData;
} PROTCHNVERIFYIN, *LPPROTCHNVERIFYIN;

typedef struct _prot_chn_verify_out
{
    WORD                wCommand;
    WORD                wResult;
} PROTCHNVERIFYOUT, *LPPROTCHNVERIFYOUT;

typedef struct _prot_chn_export_sm2_issuer_signed_item_in
{
    WORD                wCommand;
    WORD                wExportItemType;
    LPSTR               lpsName;
} PROTCHNEXPORTSM2ISSUERSIGNEDITEMIN, *LPPROTCHNEXPORTSM2ISSUERSIGNEDITEMIN;

typedef struct _prot_chn_export_sm2_issuer_signed_item_out
{
    WORD                wCommand;
    WORD                wResult;
    LPWFSXDATA         lpxValue;
    WORD                dwSM2SignatureAlgorithm;
    LPWFSXDATA         lpxSignature;
} PROTCHNEXPORTSM2ISSUERSIGNEDITEMOUT, *LPPROTCHNEXPORTSM2ISSUERSIGNEDITEMOUT;

typedef struct _prot_chn_generate_sm2_keypair_in
{
    WORD                wCommand;
    LPSTR               lpsKey;
    DWORD               dwUse;
} PROTCHNGENERATESM2KEYPAIRIN, *LPPROTCHNGENERATESM2KEYPAIRIN;

typedef struct _prot_chn_generate_sm2_keypair_out
{
    WORD                wCommand;
    WORD                wResult;
} PROTCHNGENERATESM2KEYPAIROUT, *LPPROTCHNGENERATESM2KEYPAIROUT;

typedef struct _prot_chn_export_sm2_epp_signed_item_in
{
    WORD                wCommand;
    WORD                wExportItemType;
    LPSTR               lpsName;
} PROTCHNEXPORTSM2EPPSIGNEDITEMIN, *LPPROTCHNEXPORTSM2EPPSIGNEDITEMIN;

typedef struct _prot_chn_export_sm2_epp_signed_item_out
{
    WORD                wCommand;
    WORD                wResult;
    LPWFSXDATA         lpxValue;
    WORD                dwSM2SignatureAlgorithm;
    LPWFSXDATA         lpxSignature;
} PROTCHNEXPORTSM2EPPSIGNEDITEMOUT, *LPPROTCHNEXPORTSM2EPPSIGNEDITEMOUT;

typedef struct _prot_chn_import_sm2_signed_sm4_key
{
    LPSTR               lpsKey;
    LPSTR               lpsDecryptKey;
    DWORD               dwSM2EncipherAlgorithm;
    LPWFSXDATA         lpxValue;
    DWORD               dwUse;
    LPSTR               lpsSigKey;
    DWORD               dwSM2SignatureAlgorithm;
    LPWFSXDATA         lpxSignature;
} PROTCHNIMPORTSM2SIGNEDSM4KEY, *LPPROTCHNIMPORTSM2SIGNEDSM4KEY;
```

```
typedef struct _prot_chn_import_sm2_signed_sm4_key_output
{
    WORD                wCommand;
    WORD                wResult;
    WORD                wKeyCheckMode;
    LPWFSXDATA          lpxKeyCheckValue;
} PROTCHNIMPORTSM2SIGNEDSM4KEYOUTPUT, *LPPROTCHNIMPORTSM2SIGNEDSM4KEYOUTPUT;

/* restore alignment */
#pragma pack(pop)

#ifdef __cplusplus
} /*extern "C"*/
#endif

#endif /* __INC_XFSPINCHN__H */
```

## 10. Appendix–C (Standardized *lpszExtra* fields)

---

This section contains the values that have been standardized for the *lpszExtra* fields within previous releases of the PIN specification. These values are still applicable to this version of the standard and must be supported if the functionality is supported.

### 10.1 WFS\_INF\_PIN\_STATUS

---

The following standardized *lpszExtra* values have been defined for the WFS\_INF\_PIN\_STATUS command.

For Remote Key Loading using Certificates, the following key/value pairs indicate the level of support of the Service Provider. If these pairs are not returned then this indicates the Service Provider does not support the corresponding feature:

CERTIFICATESTATE=<0xnnnnnnnn>, where nnnnnnnn is the ASCII representation of a hexadecimal value. This state determines which public verification or encryption key should be read out of the device. For example CERTIFICATESTATE =0x00000001 indicates that the state of the Encryptor is Primary. The possible values are the following:

Value	Meaning
WFS_PIN_CERT_PRIMARY	The encryption module indicates that all pre-loaded certificates have been loaded and that primary verification certificates will be accepted for the commands WFS_CMD_PIN_LOAD_CERTIFICATE or WFS_CMD_PIN_REPLACE_CERTIFICATE
WFS_PIN_CERT_SECONDARY	The encryption module indicates that primary verification certificates will not be accepted and only secondary verification certificates will be accepted. If primary certificates have been compromised (which the certificate authority or the host detects), then secondary certificates should be used in any transaction. This is done by calling the WFS_CMD_PIN_LOAD_CERTIFICATE command or the WFS_CMD_PIN_REPLACE_CERTIFICATE.
WFS_PIN_CERT_NOTREADY	The certificate module is not ready. (The device is powered off or physically not present).



## 10.2 WFS\_INF\_PIN\_CAPABILITIES

The following standardized *lpszExtra* values have been defined for the WFS\_INF\_PIN\_CAPABILITIES command.

For German HSMs this parameter will contain the following information:

- HSM=<HSM vendor> - (can contain the values KRONE, ASCOM, IBM or NCR)
- JOURNAL=<0/1> - (0 means that the HSM does not support journaling by the WFS\_CMD\_PIN\_GET\_JOURNAL command, 1 means it supports journaling)

For Remote Key Loading the following key/value pairs indicate the level of support of the Service Provider. If these pairs are not returned then this indicates the Service Provider does not support the corresponding feature:

REMOTE\_KEY\_SCHEME=<0xnnnnnnnn>, where nnnnnnnn is the ASCII representation of a hexadecimal value. REMOTE\_KEY\_SCHEME will specify to the user which type(s) of Remote Key Loading/Authentication is supported. For example, “REMOTE\_KEY\_SCHEME=0x00000002” indicates that three-party certificates are supported. The support level is defined as a combination of the following flags:

Value	Meaning
WFS_PIN_RSA_AUTH_2PARTY_SIG	Two-party Signature based authentication.
WFS_PIN_RSA_AUTH_3PARTY_CERT	Three-party Certificate based authentication.

RSA\_SIGN\_ALGORITHM=<0xnnnnnnnn>, where nnnnnnnn is the ASCII representation of a hexadecimal value. RSA\_SIGN\_ALGORITHM will specify what type(s) of RSA Signature Algorithms is supported. For example, “RSA\_SIGN\_ALGORITHM=0x00000001” indicates that RSASSA\_PKCS1\_V1\_5 is supported. The support level is defined as a combination of the following flags:

Value	Meaning
WFS_PIN_SIGN_RSASSA_PKCS1_V1_5	SSA_PKCS_V1_5 Signatures supported.
WFS_PIN_SIGN_RSASSA_PSS	SSA_PSS Signatures supported.

RSA\_CRYPT\_ALGORITHM=<0xnnnnnnnn>, where nnnnnnnn is the ASCII representation of a hexadecimal value. RSA\_CRYPT\_ALGORITHM will specify what type(s) of RSA encipherment algorithms is supported. For example, “RSA\_CRYPT\_ALGORITHM=0x00000002” indicates that RSAES\_OAEP is supported. The support level is defined as a combination of the following flags:

Value	Meaning
WFS_PIN_CRYPT_RSAES_PKCS1_V1_5	AES_PKCS_V1_5 algorithm supported.
WFS_PIN_CRYPT_RSAES_OAEP	AES_OAEP algorithm supported.

RSA\_KEY\_CHECK\_MODE=<0xnnnnnnnn>, where nnnnnnnn is the ASCII representation of a hexadecimal value. RSA\_KEY\_CHECK\_MODE will specify what type of key check value can be returned from a RSA key import function. For example, “RSA\_KEY\_CHECK\_MODE=0x00000001” indicates that SHA1 is supported. The support level is defined as a combination of the following flags:

Value	Meaning
WFS_PIN_RSA_KCV_SHA1	The key check value contains a SHA 1 of the public key as defined in Ref. 3.
WFS_PIN_RSA_KCV_SHA256	The key check value contains a SHA256 of the public key, as defined in ISO/IEC 10118-3:2004 [Ref. 40] and FIPS 180-2 [Ref. 41].

SIGNATURE\_CAPABILITIES=<0xnnnnnnnn>, where nnnnnnnn is the ASCII representation of a hexadecimal value. SIGNATURE\_CAPABILITIES will specify which capabilities are supported by the Signature scheme. The signature capabilities are defined as a combination of the following flags:

Value	Meaning
WFS_PIN_SIG_GEN_RSA_KEY_PAIR	Specifies if the Service Provider supports the RSA Signature Scheme WFS_CMD_PIN_GENERATE_RSA_KEY_PAIR and WFS_CMD_PIN_EXPORT_RSA_EPP_SIGNATURE commands.
WFS_PIN_SIG_RANDOM_NUMBER	Specifies if the Service Provider returns a random number from the WFS_CMD_PIN_START_KEY_EXCHANGE command within the RSA Signature Scheme.
WFS_PIN_SIG_EXPORT_EPP_ID	Specifies if the Service Provider supports exporting the EPP Security Item within the RSA Signature Scheme.

For EMV support the following key/value pairs indicate the level of support of the Service Provider. Note that a series of this key/value pairs may occur that lists all import schemes supported by the PIN Service Provider. If these pairs are not returned then this indicates that the Service Provider does not support the corresponding feature.

EMV\_IMPORT\_SCHEME=<0xnnnn>, this field will specify to the user how the specified key will be imported. nnnn is the ASCII representation of a single hexadecimal value which defines the import scheme. A series of these pairs may be returned to support multiple import schemes.

The specific values that are used for nnnn are defined within the ‘C’ include file see section “C – Header File”. The following descriptions use the ‘C’ constant name.

Value	Meaning
WFS_PIN_EMV_IMPORT_PLAIN_CA	A plain text CA public key is imported with no verification.
WFS_PIN_EMV_IMPORT_CHKSUM_CA	A plain text CA public key is imported using the EMV 2000 verification algorithm. See [Ref. 4].
WFS_PIN_EMV_IMPORT_EPI_CA	A CA public key is imported using the self-sign scheme defined in the Europay International, EPI CA Module Technical – Interface specification Version 1.4, [Ref. 5]
WFS_PIN_EMV_IMPORT_ISSUER	An Issuer public key is imported as defined in EMV 2000 Book II, [Ref. 4].
WFS_PIN_EMV_IMPORT_ICC	An ICC public key is imported as defined in EMV 2000 Book II, [Ref. 4].
WFS_PIN_EMV_IMPORT_ICC_PIN	An ICC PIN public key is imported as defined in EMV 2000 Book II, [Ref. 4].
WFS_PIN_EMV_IMPORT_PKCSV1_5_CA	A CA public key is imported and verified using a signature generated with a private key for which the public key is already loaded.

EMV\_HASH=<0xnnnn>, this field will specify to the user which type of Hash Algorithm is supported by the Service Provider. nnnn is the ASCII representation of the combination of hash algorithms supported by the Service Provider.

Value	Meaning
WFS_PIN_HASH_SHA1_DIGEST	The SHA 1 digest algorithm is supported by the WFS_CMD_PIN_DIGEST command.

The capabilities associated with key loading in multiple parts are defined by the following:

PIN\_IMPORT\_KEY\_PARTS=<0/1> - (0 means the device does not support key import in multiple parts, 1 means the device supports key import in multiple parts)

A Service Provider that supports the WFS\_CMD\_PIN\_ENCIO command shall add information about what protocols it supports as:

ENCIOPROTOCOLS=0xnnnn where nnnn is the ASCII representation of the combination of the values supported for the *wProtocol* parameter.

A Service Provider may automatically generate a beep on key presses, this is reported by the following key=value pair:

AUTOBEEP=<0/1> - (0 means no beeps are generated automatically, 1 means beeps are generated automatically)

For devices where the secure PIN keypad is integrated within a generic Win32 keyboard then, if the following pair is present:

“KYBD=COMBINED\_WIN32” - then standard Win32 key events will be generated for any key when there is no ‘active’ GET\_DATA or GET\_PIN command.

Note that XFS continues to support PIN keys define only, and is not extended to support new alphanumeric keys.

This feature assists in developing generic browser based applications which need to access both PIN and generic keyboards.

When an application wishes to receive XFS-based key information then he can use the XFS GET\_DATA and GET\_PIN functions.

No Win32 keystrokes are generated for any key (active or not) in a combined device when GET\_DATA or GET\_PIN are ‘active’.

When no GET\_DATA or GET\_PIN function is ‘active’ then any key press will result in a Win32 key event. These events can be ignored by the application, if required.

Note that this does not compromise secure PIN entry – there will be no Win32 keyboard events during PIN collection.

On terminals and kiosks with separate PIN and Win32 keyboards, the Win32 keyboard behaves purely as a PC keyboard and the PIN device behaves only as an XFS device.

## 11. Appendix–D (TR-31 Key Use)

This section contains a mapping of key usages as defined for TR-31 (see ANS X9 TR-31 2010 [Ref. 35]) to the XFS use values defined in this document. The XFS use values are those defined for the *fwUse* or *dwUse* input/output fields of a number of different PIN commands.

Keys imported within an ANS TR-31 key block have a usage encoded into the key block header (represented by *lpxKeyBlockHeader* in the WFS\_INF\_PIN\_KEY\_DETAIL and WFS\_INF\_PIN\_KEY\_DETAIL\_EX commands). This usage specified in the key block header may be more specific than the *fwUse/dwUse* values defined in this document. For consistency, the following table defines the corresponding *fwUse/dwUse* value for each TR-31 key usage:

TR-31 Value	TR-31 Mode(s) of Use	Definition	XFS Use ( <i>fwUse/dwUse</i> )
“B0”	“X”	BDK Base Derivation Key	WFS_PIN_USEKEYDERKEY
“B1”	“X”	DUKPT Initial Key (also known as IPEK)	WFS_PIN_USEKEYDERKEY** WFS_PIN_USEPINREMOTE WFS_PIN_USEFUNCTION* WFS_PIN_USECRYPT WFS_PIN_USEMACING
“C0”	“C”, “G”, “V”	CVK Card Verification Key	NA
“D0”	“B”, “D”, “E”	Data Encryption using ECB, CBC, CFB, OFB, CCM or CTR	WFS_PIN_USECRYPT
“E0”	“X”	EMV/chip Issuer Master Key: Application cryptograms	WFS_PIN_USERSAPUBLICVERIFY
“E1”	“X”	EMV/chip Issuer Master Key: Secure Messaging for Confidentiality	WFS_PIN_USERSAPUBLICVERIFY
“E2”	“X”	EMV/chip Issuer Master Key: Secure Messaging for Integrity	WFS_PIN_USERSAPUBLICVERIFY
“E3”	“X”	EMV/chip Issuer Master Key: Data Authentication Code	WFS_PIN_USERSAPUBLICVERIFY
“E4”	“X”	EMV/chip Issuer Master Key: Dynamic Numbers	WFS_PIN_USERSAPUBLICVERIFY
“E5”	“X”	EMV/chip Issuer Master Key: Card Personalization	WFS_PIN_USERSAPUBLICVERIFY
“E6”	“X”	EMV/chip Issuer Master Key: Other	WFS_PIN_USERSAPUBLICVERIFY
“I0”	“N”	Initialization Vector (IV)	NA
“K0”	“B”, “D”, “E”	Key Encryption or wrapping	WFS_PIN_USEKEYENCKEY WFS_PIN_USESVENCKEY
“K1”	“B”, “D”, “E”	TR-31 Key Block Protection Key	WFS_PIN_USEANSTR31MASTER
“M0”	“C”, “G”, “V”	ISO 16609 MAC algorithm 1 (using TDEA)	WFS_PIN_USEMACING
“M1”	“C”, “G”, “V”	ISO 9797-1 MAC Algorithm 1	WFS_PIN_USEMACING
“M2”	“C”, “G”, “V”	ISO 9797-1 MAC Algorithm 2	WFS_PIN_USEMACING
“M3”	“C”, “G”, “V”	ISO 9797-1 MAC Algorithm 3	WFS_PIN_USEMACING
“M4”	“C”, “G”, “V”	ISO 9797-1 MAC Algorithm 4	WFS_PIN_USEMACING

TR-31 Value	TR-31 Mode(s) of Use	Definition	XFS Use ( <i>fwUse/dwUse</i> )
"M5"	"C", "G", "V"	ISO 9797-1 MAC Algorithm 5	WFS_PIN_USEMACING
"P0"	"B", "D", "E"	PIN Encryption	WFS_PIN_USEPINREMOTE WFS_PIN_USEFUNCTION*
"V0"	"C", "G", "V"	PIN verification, KPV, other algorithm	WFS_PIN_USEPINLOCAL WFS_PIN_USEFUNCTION*
"V1"	"C", "G", "V"	PIN verification, IBM 3624	WFS_PIN_USEPINLOCAL WFS_PIN_USEFUNCTION*
"V2"	"C", "G", "V"	PIN Verification, VISA PVV	WFS_PIN_USEPINLOCAL WFS_PIN_USEFUNCTION*

\* Note that WFS\_PIN\_USEFUNCTION is listed here for backward compatibility, but WFS\_PIN\_USEPINLOCAL/WFS\_PIN\_USEPINREMOTE is the more accurate single-use value.

\*\* The Base Derivation Key is used to derive the IPEK. When a DUKPT IPEK is loaded, derived future keys are stored and the IPEK deleted. Therefore, while the IPEK is no longer loaded, future keys directly related to it are. WFS\_PIN\_USEPINREMOTE and optionally WFS\_PIN\_USEFUNCTION are included as the primary use of an IPEK future key is to create a variant for PIN encryption. If the optional variant data encryption and MAC keys are supported, WFS\_PIN\_USECRYPT and WFS\_PIN\_USEMACING must be included. To use the optional data or MAC keys in a WFS\_PIN\_CMD\_CRYPT command, *lpsKey* must be the name of the IPEK and *wAlgorithm* must be WFS\_PIN\_CRYPTTRIDESCBC or WFS\_PIN\_CRYPTTRIDESMAC. If the optional data encryption key is being used, *wMode* must be WFS\_PIN\_MODEENCRYPT. The optional variant response data encryption and MAC keys are not supported.

## 12. Appendix-E (DUKPT)

---

Definitions and Abbreviations	
<b>DUKPT</b>	Derived Unique Key Per Transaction
<b>BDK</b>	Base Derivation Key
<b>IPEK</b>	Initial PIN Encryption Key
<b>KSN</b>	Key Serial Number.
<b>TRSM</b>	Tamper Resistant Security Module.

For additional information see reference 45.

### 12.1 Default Key Name

---

The DUKPT IPEK key is given a fixed name so multi-vendor applications can be developed without the need for vendor specific configuration tools.

If DUKPT is supported, this key must be included in the WFS\_INF\_PIN\_KEY\_DETAIL\_EX output.

Item Name	Description
"_DUKPTIPEK"	This key represents the IPEK, the derived future keys stored during import of the IPEK and the variant per transaction keys (PIN and optionally data and MAC).